



JOB DEMAND REPORT

OCTOBER 2021

HIGHLIGHTS

JOB POSTINGS BY THE NUMBERS

POSTING COUNT	NEW THIS MONTH	COMPANIES	JOB BOARDS
1,985	1,253	726	23

OF DAYS POSTED

AVERAGE	MEDIAN
16.5	16

REPORT BUILDER

The default filter selection below will show all job demand data for the month. You can use the filters to create a customized report for the purpose of understanding a subset of the data.

OCCUPATION FILTERS

SKILL TYPE NAME / 1-DIGIT NOC	▼
MAJOR GROUP / 2-DIGIT NOC	▼
MINOR GROUP / 3-DIGIT NOC	▼
UNIT GROUP / 4-DIGIT NOC	▼
SKILL LEVEL	▼
JOB TYPE	▼
JOB DURATION	▼
ADDITIONAL LANGUAGE	▼
SPECIFIC JOB TAGS	▼

OTHER FILTERS

JOB BOARD	▼
-----------	---

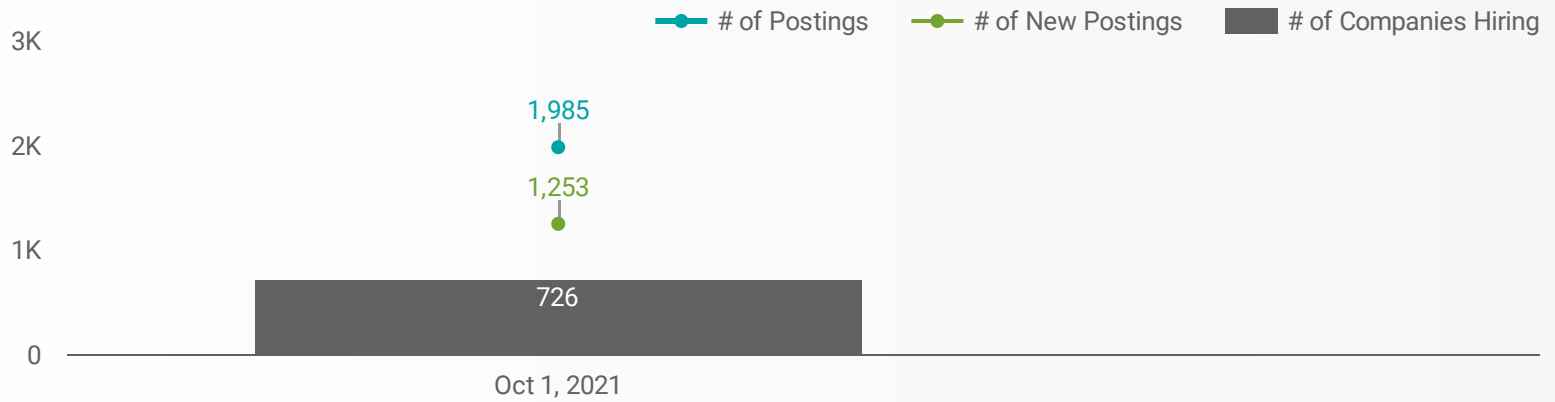
NOC = National Occupation Classification | NAICS = North American Industry Classification System

Source:

Job posting data collected by the chathamkentjobs.com from job boards and employer websites who recruit candidates in the Municipality of Chatham-Kent.

JOB POSTINGS BY MONTH FOR CHATHAM-KENT

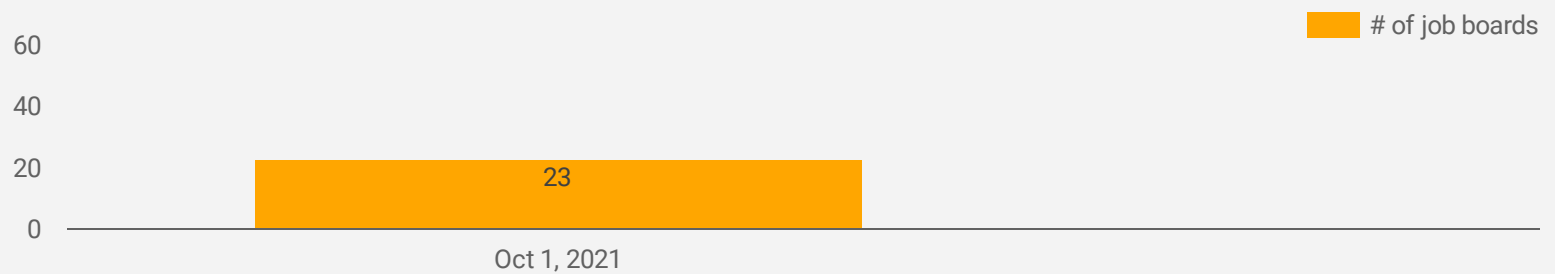
How many job postings were active for at least 1 day this month?



NOTE: This graph cannot be filtered using the controls on the cover page


NUMBER OF ACTIVE JOB BOARDS

How many job postings were active for at least 1 day this month on these job boards?



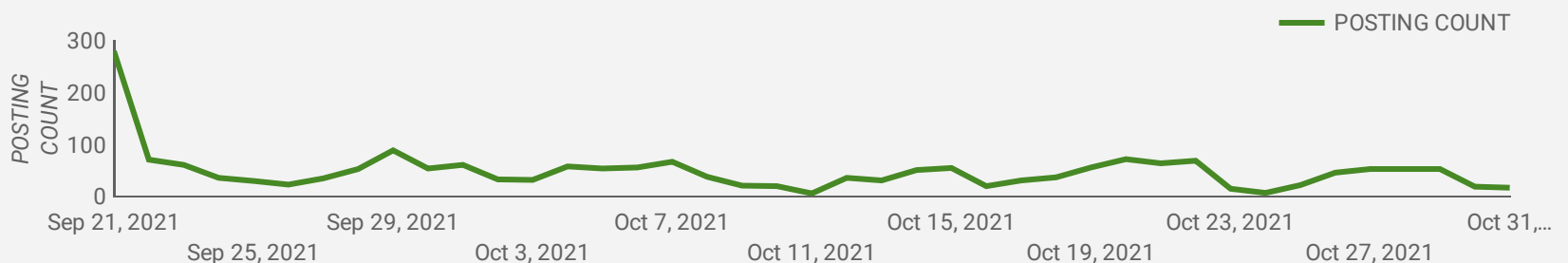
AVG & MEDIAN POSTING LENGTH BY DAYS

How long are employers having to recruit for to find candidates to fill their job vacancies?



POST DATE TIMELINE FOR THIS MONTH'S ACTIVE JOB POSTINGS

How many job postings were active for at least 1 day this month?



JOB POSTINGS BY COMMUNITY

How many job postings were active for at least 1 day this month?

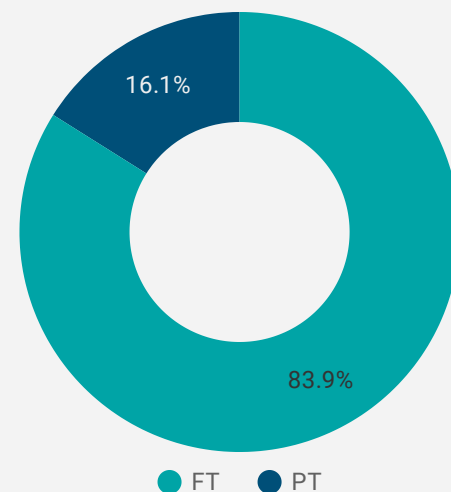
	COMMUNITY	POSTING COUNT	AVG POSTING LENGTH IN DAYS	MEDIAN POSTING LENGTH IN DAYS
1.	Chatham-Kent	979	16.3	16
2.	Chatham	378	16.0	15
3.	Wallaceburg	154	16.8	15
4.	Tilbury	144	16.4	16
5.	Blenheim	110	18.4	16
6.	Dresden	41	14.8	15
7.	Ridgetown	29	17.0	15
8.	Troy	27	18.4	19
9.	Wheatley	24	16.2	15
10.	Pain Court	23	16.7	15
11.	Thamesville	21	19.2	19
12.	Tupperville	13	19.5	22
13.	Grande Pointe	10	17.5	18
14.	Charing Cross	8	28.0	32
15.	Walpole Island	7	20.3	22
16.	Merlin	5	19.7	22
17.	Dover Centre	5	20.3	22
18.	Bothwell	3	29.0	23
19.	Kent Bridge	2	10.5	11

1 - 21 / 21



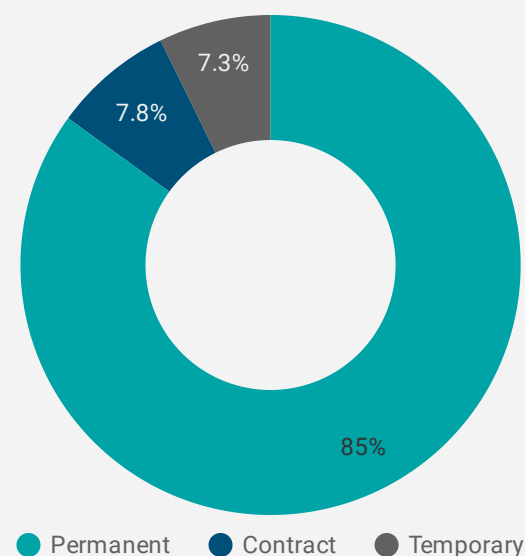
JOB TYPE

Full-time vs Part-time



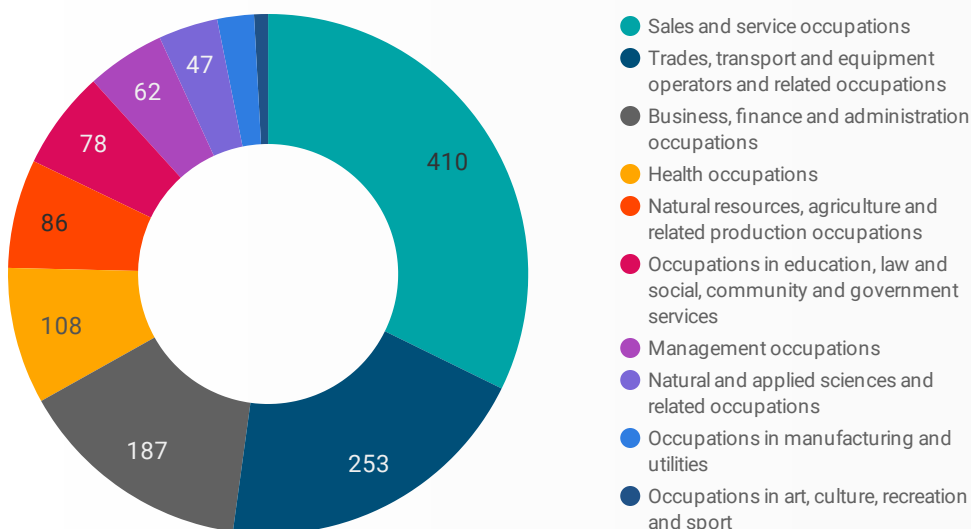
JOB DURATION

Permanency of jobs posted



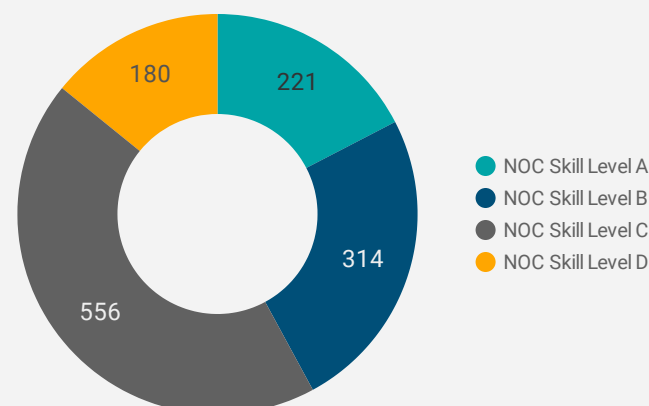
JOB POSTINGS BY SKILL TYPE

What skill type is being recruited?



JOB POSTINGS BY SKILL LEVEL

What education do occupations typically require?



Skill Level A = Usually University education | Skill Level B = Usually College education or Apprenticeship training | Skill Level C = Usually Secondary education or occupation-specific training | Skill Level D = Usually on-the-job training

TOP HIRING EMPLOYERS & AGENCIES

Who is hiring?












	COMPANY	COMMUNITY	POSTINGS COUNT ▾	AVG POSTING LENGTH IN DAYS	MEDIAN POSTING LENGTH IN DAYS
1.	Chatham Kent Health Alliance	Chatham-Kent	58	19.0	22
2.	Intuit	Chatham-Kent	42	7.8	5
3.	Walmart	Chatham-Kent	35	4.3	3
4.	The Municipality of Chatham-Kent	Chatham-Kent	27	16.8	15
5.	Canadian Executive Search Group Inc.	Chatham-Kent	25	18.8	22
6.	Pilot Company	Tilbury	25	13.9	11
7.	Enbridge	Chatham	25	10.2	10
8.	Amazon	Troy	24	18.8	21
9.	Canadian Executive Search	Chatham	21	13.2	12
10.	Instacart Shoppers	Chatham	20	20.2	22
11.	BELFOR CANADA INC.	Chatham-Kent	17	17.3	16
12.	Instacart	Tilbury	15	null	null
13.	Walmart Canada	Chatham-Kent	15	21.0	22
14.	Renaissance Personnel Inc.	Chatham	14	13.7	18
15.	Chatham Kent	Chatham-Kent	14	16.7	16
16.	Walmart Canada	Chatham	13	12.8	10
17.	Enbridge	Chatham-Kent	12	19.3	22
18.	Enbridge Inc.	Chatham	12	11.6	10
19.	Mylen Custom Kitchens	Chatham-Kent	12	19.5	22
20.	VON Canada	Chatham-Kent	12	21.7	22
21.	Instacart	Chatham-Kent	11	5.0	5
22.	Kijiji	Chatham	11	14.3	15
23.	Shoppers Drug Mart	Chatham	10	14.9	15
24.	Loblaw	Chatham-Kent	9	8.6	7
25.	Canadian Executive Search	Tilbury	9	10.1	12
26.	Loblaws	Chatham	9	15.0	15
27.	Peeters Mushrooms Inc.	Chatham-Kent	9	15.2	15
28.	Steeves and Rozema Enterprises Ltd	Chatham	8	17.5	16
29.	Bayshore HealthCare	Chatham-Kent	8	17.0	16
30.	Scribendi	Chatham-Kent	8	null	null
31.	TJX Companies, Inc.	Chatham-Kent	7	16.7	14

TOP HOURLY WAGES IN JOB POSTINGS

What are employers willing to pay to find the perfect candidate?

of Minimum Wage Jobs

67

	JOB TITLE	COMPANY	LOCATION	WAGE VALUE ▾
1.	Change Management And Communications Lead li	Airswift	Chatham-Kent	80 
2.	Nurse Practitioner	Chatham-Kent Community Health Centres	Chatham	67.13 
3.	Public Health Nurse	The Municipality of Chatham-Kent	Chatham-Kent	47.78 
4.	Registered Nurse	The Municipality of Chatham-Kent	Chatham-Kent	47.58 
5.	REGIONAL PROGRAM AND VOLUNTEER COORDINATOR WEST	Autism Ontario	Chatham-Kent	47 
6.	Cloud & Systems Administrator	The Municipality of Chatham-Kent	Chatham-Kent	45.98 
7.	Public Health Inspector	The Municipality of Chatham-Kent	Chatham-Kent	45.47 
8.	Material Receiver Qa-qc	Manpower	Chatham-Kent	43.7 
9.	Community Health Supervisor	Walpole Island First Nation	Walpole Island	43.42 
10.	Marketing Manager Job	Unknown	Wallaceburg	42.5 
11.	Marketing Manager	Edward International Academy	Wallaceburg	42.5 
				1 - 100 / 567 < >

TOP SALARIES IN JOB POSTINGS

What are employers willing to pay to find the perfect candidate?

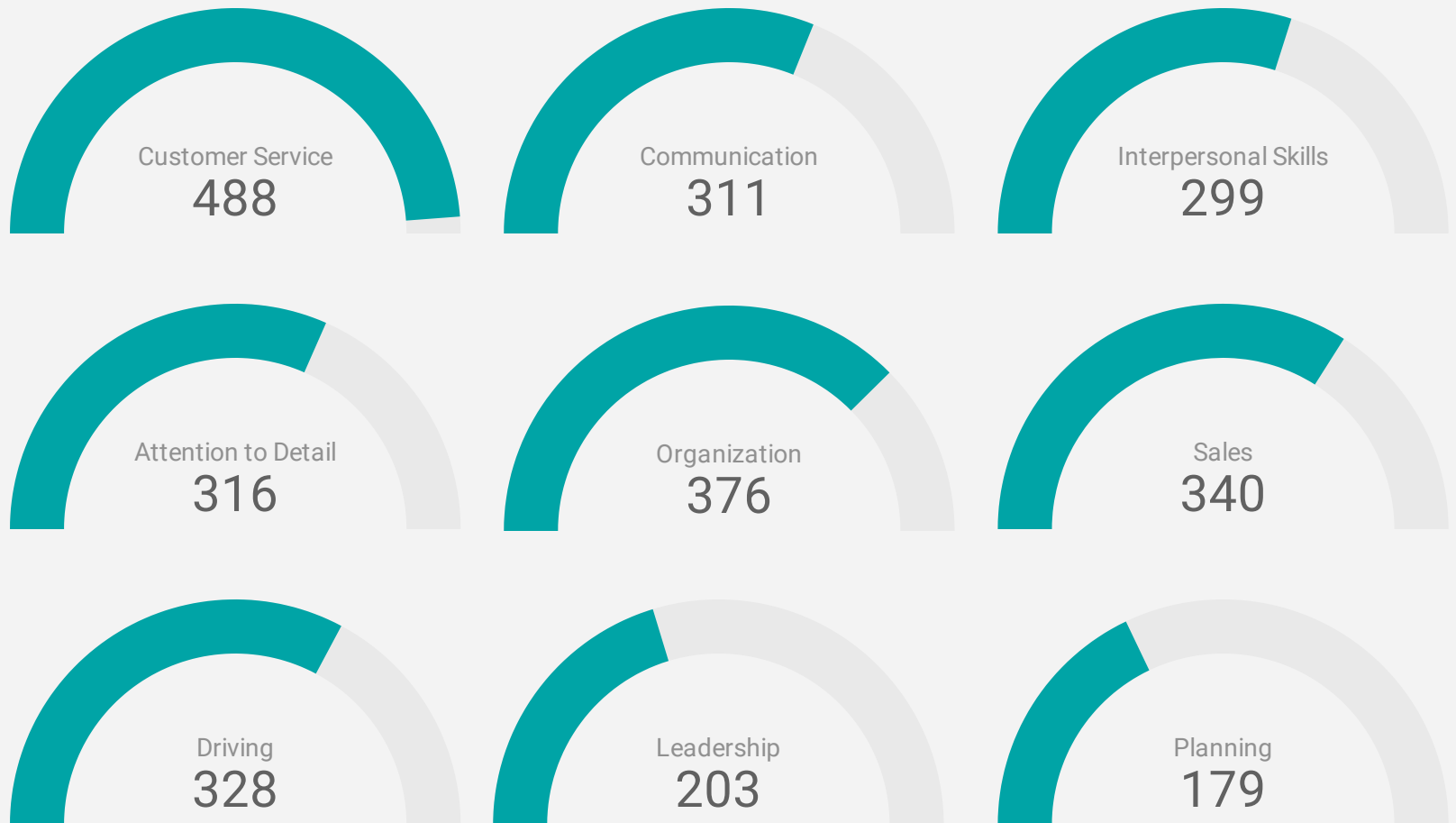
	JOB TITLE	COMPANY	LOCATION	WAGE VALUE ▾
1.	General Manager	Maple City Homes Ltd.	Chatham-Kent	200,000 
2.	Window And Door Sales Person	Brookstone Windows & Doors	Chatham-Kent	175,000 
3.	Technical Sales Representative	Law-Marot-Milpro inc.	Chatham-Kent	160,000 
4.	F&i Finance Business Manager	Oliveira Equipment	Tilbury	155,414 
5.	Dentist	MAPLE FAMILY DENTISTRY	Chatham	150,000 
6.	Hearing Instrument Specialist	Canadian Hearing Institute	Chatham-Kent	131,331 
7.	Manager, Operations (public Utilities Commission)	The Municipality of Chatham-Kent	Chatham-Kent	121,638 
8.	Manager, Waste, Recycling & Climate Change	The Municipality of Chatham-Kent	Chatham-Kent	121,638 
9.	Metal Roof Consultant	Hy-Grade Steel Roofing Systems	Chatham-Kent	120,000 
10.	Sales Manager - Kubota	SouthPoint Equipment	Chatham-Kent	120,000 
11.	Amended - Crown Surveyor	Ministry of Northern Development, Mines, Natural	Wheatley	114,578 
				1 - 100 / 731 < >

TOP IN-DEMAND SKILLS

How many times were these skills found in job postings?

ACTIVE JOB POSTINGS THIS MONTH

1,985

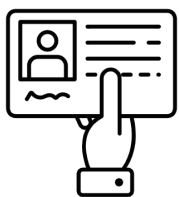


KEY JOB REQUIREMENTS

How often are these requirements desired in job postings?

ACTIVE JOB POSTINGS THIS MONTH

1,985



Driver's License

43



Bilingualism preferred or required

146



Regular Access to a Vehicle

102



Criminal Record Check

83

TOP OCCUPATIONS BY SKILL, FREQUENCY & DURATION

What jobs are in-demand and/or hard to fill?

	4 DIGIT NOC	4 DIGIT NOC NAME	SKILL LEVEL	POSTING COUNT	AVG POSTING LENGTH IN DAYS	MEDIAN POSTING LENGTH IN DAYS
1.	6421	Retail salespersons	NOC Skill Level C	88	13.6	15
2.	8431	General farm workers	NOC Skill Level C	54	18.0	15
3.	7452	Material handlers	NOC Skill Level C	53	18.1	19
4.	7514	Delivery and courier service drivers	NOC Skill Level C	49	18.2	22
5.	6552	Other customer and information services representatives	NOC Skill Level C	44	17.4	16
6.	4412	Home support workers, housekeepers and related occupations	NOC Skill Level C	40	17.9	19
7.	6622	Store shelf stockers, clerks and order fillers	NOC Skill Level D	35	10.0	7
8.	7511	Transport truck drivers	NOC Skill Level C	33	16.1	15
9.	1111	Financial auditors and accountants	NOC Skill Level A	32	11.8	8
10.	3012	Registered nurses and registered psychiatric nurses	NOC Skill Level A	31	17.7	15
11.	6711	Food counter attendants, kitchen helpers and related support occupations	NOC Skill Level D	30	19.2	16
12.	621	Retail and wholesale trade managers	NOC Skill Level A	26	20.5	22
13.	6611	Cashiers	NOC Skill Level D	24	13.4	15
14.	6731	Light duty cleaners	NOC Skill Level D	23	18.1	16
15.	6322	Cooks	NOC Skill Level B	22	18.0	16
16.	1114	Other financial officers	NOC Skill Level A	18	13.5	15
17.	6541	Security guards and related security service occupations	NOC Skill Level C	17	18.8	16.5
18.	6222	Retail and wholesale buyers	NOC Skill Level B	16	14.9	15
19.	8432	Nursery and greenhouse workers	NOC Skill Level C	15	21.2	22
20.	7241	Electricians (except industrial and power system)	NOC Skill Level B	15	17.1	16
21.	1434	Banking, insurance and other financial clerks	NOC Skill Level C	13	14.2	16
22.	6732	Specialized cleaners	NOC Skill Level D	13	18.1	16
23.	3219	Other medical technologists and technicians (except dental health)	NOC Skill Level B	13	14.6	15
24.	1431	Accounting and related clerks	NOC Skill Level C	12	12.9	14.5
25.	6513	Food and beverage servers	NOC Skill Level C	12	14.9	15
26.	1221	Administrative officers	NOC Skill Level B	11	13.8	13
27.	2233	Industrial engineering and manufacturing technologists and technicians	NOC Skill Level B	11	18.2	17.5
28.	7271	Carpenters	NOC Skill Level B	10	15.1	16
29.	6733	Janitors, caretakers and building superintendents	NOC Skill Level D	10	11.2	11

JOB POSTINGS BY 3-DIGIT NATIONAL OCCUPATION CLASSIFICATION

What jobs are hard to fill and/or in-demand?

	3 DIGIT NOC	3 DIGIT NOC NAME	SKILL LEVEL	POSTING COUNT ▾	AVG POSTING LENGTH IN DAYS	MEDIAN POSTING LENGTH IN DAYS
1.	751	Motor vehicle and transit drivers	NOC Skill Level C	89	17.3	20
2.	642	Retail salespersons	NOC Skill Level C	88	13.6	15
3.	843	Agriculture and horticulture workers	NOC Skill Level C	69	18.7	15
4.	745	Longshore workers and material handlers	NOC Skill Level C	53	18.1	19
5.	111	Auditors, accountants and investment professionals	NOC Skill Level A	53	12.5	13
6.	655	Customer and information services representatives	NOC Skill Level C	46	17.2	16
7.	673	Cleaners	NOC Skill Level D	46	17.0	16
8.	441	Home care providers and educational support occupations	NOC Skill Level C	45	17.6	16
9.	662	Other sales support and related occupations	NOC Skill Level D	41	10.4	10.5
10.	301	Professional occupations in nursing	NOC Skill Level A	31	17.7	15
11.	671	Food counter attendants, kitchen helpers and related support occupations	NOC Skill Level D	30	19.2	16
12.	152	Supply chain logistics, tracking and scheduling co-ordination occupations	NOC Skill Level C	28	16.9	16
13.	062	Retail and wholesale trade managers	NOC Skill Level A	26	20.5	22
14.	143	Financial, insurance and related administrative support workers	NOC Skill Level C	25	13.7	15
15.	651	Occupations in food and beverage service	NOC Skill Level C	24	18.4	20
16.	632	Chefs and cooks	NOC Skill Level B	24	18.3	19
17.	661	Cashiers	NOC Skill Level D	24	13.4	15
18.	122	Administrative and regulatory occupations	NOC Skill Level B	24	17.9	19
19.	622	Technical sales specialists in wholesale trade and retail and wholesale buyers	NOC Skill Level B	23	15.1	15
20.	731	Machinery and transportation equipment mechanics (except motor vehicles)	NOC Skill Level B	18	14.6	12
21.	724	Electrical trades and electrical power line and telecommunications workers	NOC Skill Level B	17	18.3	18.5
22.	961	Labourers in processing, manufacturing and utilities	NOC Skill Level D	17	17.5	16
23.	321	Medical technologists and technicians (except dental health)	NOC Skill Level B	17	14.6	15
24.	654	Security guards and related security service occupations	NOC Skill Level C	17	18.8	16.5
25.	421	Paraprofessional occupations in legal, social, community and education services	NOC Skill Level B	16	17.2	15
26.	223	Technical occupations in civil, mechanical and industrial engineering	NOC Skill Level B	15	21.8	21
27.	314	Therapy and assessment professionals	NOC Skill Level A	14	15.3	13

JOB POSTINGS BY 2-DIGIT NATIONAL OCCUPATION CLASSIFICATION

What jobs are hard to fill and/or in-demand?

	2 DIGIT NOC	2 DIGIT NOC NAME	SKILL LEVEL	POSTING COUNT	AVG POSTING LENGTH IN DAYS	MEDIAN POSTING LENGTH IN DAYS
1.	75	Transport and heavy equipment operation and related maintenance occupations	NOC Skill Level C	99	17.6	21
2.	65	Service representatives and other customer and personal services occupations	NOC Skill Level C	95	17.8	16
3.	64	Sales representatives and salespersons - wholesale and retail trade	NOC Skill Level C	93	13.7	15
4.	67	Service support and other service occupations, n.e.c.	NOC Skill Level D	81	17.8	16
5.	84	Workers in natural resources, agriculture and related production	NOC Skill Level C	69	18.7	15
6.	66	Sales support occupations	NOC Skill Level D	65	11.6	14
7.	11	Professional occupations in business and finance	NOC Skill Level A	60	13.4	14
8.	72	Industrial, electrical and construction trades	NOC Skill Level B	56	18.4	16
9.	74	Other installers, repairers and servicers and material handlers	NOC Skill Level C	55	18.2	19
10.	44	Care providers and educational, legal and public protection support occupations	NOC Skill Level C	45	17.6	16
11.	63	Service supervisors and specialized service occupations	NOC Skill Level B	45	16.5	15
12.	14	Office support occupations	NOC Skill Level C	43	14.7	15.5
13.	12	Administrative and financial supervisors and administrative occupations	NOC Skill Level B	42	17.4	20.5
14.	15	Distribution, tracking and scheduling co-ordination occupations	NOC Skill Level C	36	18.6	17
15.	32	Technical occupations in health	NOC Skill Level B	34	16.8	15
16.	73	Maintenance and equipment operation trades	NOC Skill Level B	33	16.2	15
17.	22	Technical occupations related to natural and applied sciences	NOC Skill Level B	32	20.0	16
18.	30	Professional occupations in nursing	NOC Skill Level A	31	17.7	15
19.	62	Retail sales supervisors and specialized sales occupations	NOC Skill Level B	31	15.4	15
20.	31	Professional occupations in health (except nursing)	NOC Skill Level A	30	17.1	15
21.	06	Middle management occupations in retail and wholesale trade and customer services	NOC Skill Level A	30	20.7	22
22.	01	Senior managers - construction, transportation, production and utilities	NOC Skill Level A	18	17.3	19
23.	96	Labourers in processing, manufacturing and utilities	NOC Skill Level D	17	17.5	16
24.	42	Paraprofessional occupations in legal, social, community and education services	NOC Skill Level B	16	17.2	15
25.	41	Professional occupations in law and social, community and government services	NOC Skill Level A	15	18.5	22
26.	21	Professional occupations in natural and applied sciences	NOC Skill Level A	15	15.7	15.5
27.	34	Assisting occupations in support of health services	NOC Skill Level C	13	18.2	15

MULTILINGUAL JOB POSTINGS BY THE NUMBERS

ACTIVE POSTINGS
149

NEW POSTINGS
46

COMPANIES
45

LANGUAGES
4

OF DAYS POSTED

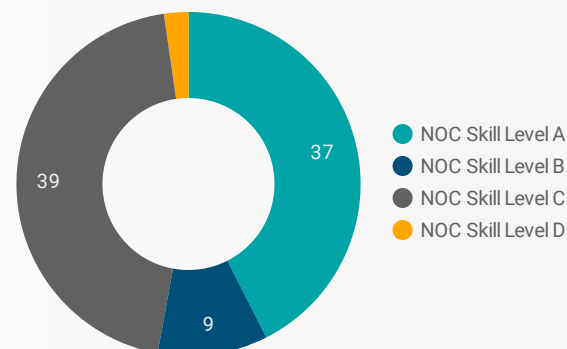
AVERAGE
4.8

MEDIAN
5

MULTILINGUAL JOB POSTINGS BY SKILL LEVEL

What language skills are employers looking for by occupational skill level?

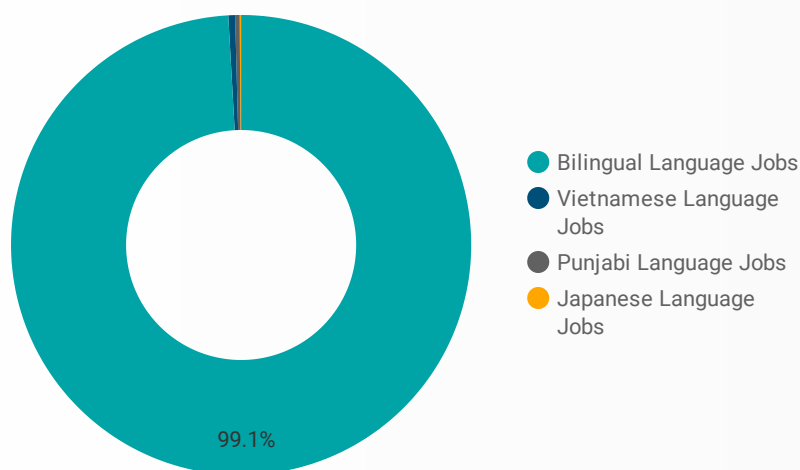
- 37** Skill Level A - Management/ Professional Occupations usually requiring University
- 9** Skill Level B - Usually college education or apprenticeship training
- 39** Skill Level C - Usually secondary education or occupation-specific training
- 2** Skill Level D - Usually on-the-job training



JOB LANGUA...	NOC Skill Level A	NOC Skill Level B	NOC Skill Level C	NOC Skill Level D
French Langu...	7		2	
Bilingual Lan...	2			
Japanese La...	1			
Punjabi Lang...	1			
Vietnamese L...		1		

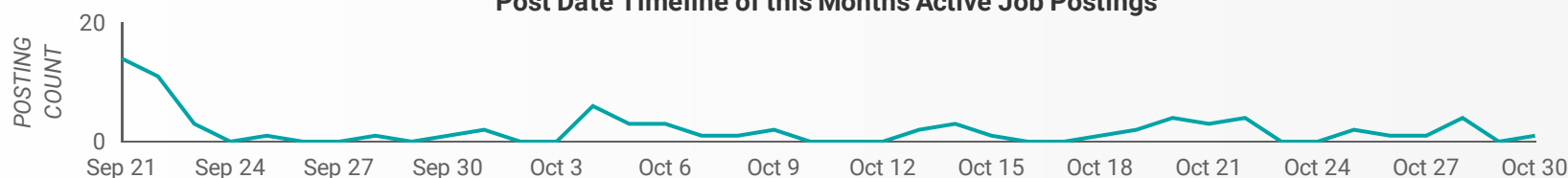
LANGUAGE SKILLS BREAKDOWN

Which kinds of language skills do employers seek?



LANGUAGES	POSTING COUNT
1. Bilingual Language Jobs	146
2. Punjabi Language Jobs	1
3. Vietnamese Language Jobs	1
4. Japanese Language Jobs	1

Post Date Timeline of this Month's Active Job Postings



LANGUAGE SKILLS BEING RECRUITED BY SKILL TYPE

What language skills are sought by 1-Digit NOC?

SKILL TYPE NAME	Bilingual Languag...	Japanese Langu...	Punjabi Languag...	Vietnamese Lan...	Grand total
Trades, transport and equipment operator...	1				1
Sales and service occupations	25				25
Occupations in education, law and social, ...	10				10
Occupations in art, culture, recreation and ...		1			1
Natural resources, agriculture and related ...	4			1	5
Natural and applied sciences and related o...	3				3
Management occupations			1		1
Health occupations	23				23
Business, finance and administration occu...	18				18
Grand total	84	1	1	1	87

MULTILINGUAL JOB POSTINGS BY COMMUNITY

What language skills are sought by 4-Digit NOC?

	MUNICIPALITY	JOB LANGUAGES ▾	AVG POSTING LENGTH IN DAYS	MEDIAN POSTING LENGTH IN DAYS
1.	Chatham-Kent	115	12.7	13
2.	Chatham	16	19.0	15
3.	Pain Court	7	14.8	15.5
4.	Grande Pointe	4		
5.	Tilbury	2	16.0	16
6.	Wallaceburg	2	22.0	22
7.	Ridgetown	1	15.0	15
8.	Dresden	1	15.0	15
9.	Blenheim	1	15.0	15

LANGUAGE DEMAND BY JOB

What language skills are sought by 4-Digit NOC?

4 DIGIT NOC NAME	POSTINGS
1. Registered nurses and registered psychiatri...	17
2. Other customer and information services re...	17
3. Financial auditors and accountants	12
4. Retail salespersons	5
5. Home support workers, housekeepers and r...	5
6. General farm workers	3
7. Elementary and secondary school teacher a...	3
8. Occupational therapists	2
9. General office support workers	2
10. Food counter attendants, kitchen helpers an...	2
11. Allied primary health practitioners	2
12. Inspectors in public and environmental heal...	2
13. Licensed practical nurses	2
14. Human resources and recruitment officers	1
15. Accommodation service managers	1
16. Agricultural service contractors, farm super...	1
17. Insurance adjusters and claims examiners	1
18. Information systems analysts and consulta...	1
19. Correspondence, publication and regulatory ...	1
20. Social and community service workers	1
21. Medical administrative assistants	1
22. Family, marriage and other related counsell...	1
23. Material handlers	1
24. Nursery and greenhouse workers	1
25. Security guards and related security service...	1
26. Translators, terminologists and interpreters	1

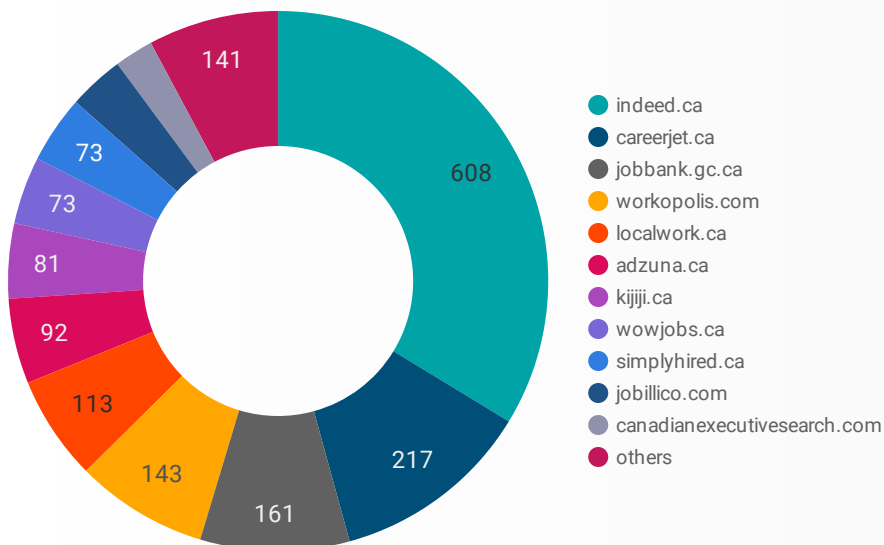
MULTILINGUAL HIRING EMPLOYERS

Which employers are seeking multilingual candidates?

COMPANY	POSTINGS
1. Chatham Kent Health Alliance	32
2. Intuit	30
3. VON Canada	9
4. Chatham-Kent Children's Services	6
5. Erie St. Clair Healthline	5
6. Canadian Executive Search Group Inc.	4
7. Concentrix	4
8. LES PRODUCTIONS MARGIRIC INC	3
9. Home and Community Care Support Services Erie St. Clair	3
10. Renaissance Personnel Inc.	3
11. Bell	2
12. Chatham Kent	2
13. Selectcore	2
14. Personnel by Prostaff	2
15. Woodstock Hospital	2
16. The Municipality of Chatham-Kent	2
17. Hinduja Global Solutions	2
18. Bell Canada	2
19. Enbridge	2
20. Bayshore HealthCare	2
21. Adult Language and Learning	2
22. PROSTAFF Employment Solutions	2
23. Kijiji	1
24. Chatham-Kent Community Health Centre	1
25. The Co-operators	1
26. Guspro Inc.	1
27. Family Counselling Centre	1
28. Liquor Control Board of Ontario	1
29. Victorian Order of Nurses	1
30. LCBO	1
31. Familv Service Kent/Services a la famille-Kent	1

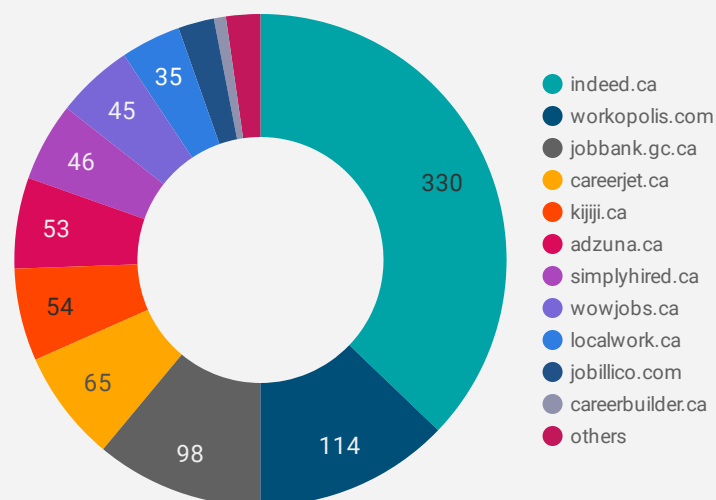
JOB POSTINGS BY JOB BOARD

What share of unique job postings appear on each job board?



COMPANIES BY JOB BOARD

What share of unique job postings appear on each job board?



JOB POSTING DETAILS BY JOB BOARD

How does job posting activity differ by job board?

	JOB BOARD	POSTING COUNT ▾	AVG POSTING LENGTH IN DAYS	MEDIAN POSTING LENGTH IN DAYS	# OF COMPANIES
1.	indeed.ca	608	21.4	22	330
2.	careerjet.ca	217	10.2	7	65
3.	jobbank.gc.ca	161	20.2	16	98
4.	workopolis.com	143	14.9	15	114
5.	localwork.ca	113	10.7	11	35
6.	adzuna.ca	92	14.5	15	53
7.	kijiji.ca	81	14.4	15	54
8.	wowjobs.ca	73	15.8	16	45
9.	simplyhired.ca	73	14.8	15	46
10.	jobillico.com	60	12.3	10	21
11.	canadianexecutivesearch.com	42	11.6	11	1
12.	chatham-kent.njoyn.com	27	16.8	15	1
13.	careerarc.com	27	17.8	13	7
14.	erecruit.ckha.on.ca	26	36.5	37	1
15.	enbridge.wd3.myworkdayjobs.com	25	10.2	10	1
16.	careerbuilder.ca	13	15.3	8	7
17.	eriestclairhealthline.ca	8	28.6	41	1
18.	aarkel.com	6			1