



JOB DEMAND REPORT

NOVEMBER 2021

HIGHLIGHTS

JOB POSTINGS BY THE NUMBERS

POSTING COUNT	NEW THIS MONTH	COMPANIES	JOB BOARDS
2,101	1,319	747	25

OF DAYS POSTED

AVERAGE	MEDIAN
18.3	18

REPORT BUILDER

The default filter selection below will show all job demand data for the month. You can use the filters to create a customized report for the purpose of understanding a subset of the data.

OCCUPATION FILTERS

SKILL TYPE NAME / 1-DIGIT NOC	▼
MAJOR GROUP / 2-DIGIT NOC	▼
MINOR GROUP / 3-DIGIT NOC	▼
UNIT GROUP / 4-DIGIT NOC	▼
SKILL LEVEL	▼
JOB TYPE	▼
JOB DURATION	▼
ADDITIONAL LANGUAGE	▼
SPECIFIC JOB TAGS	▼

OTHER FILTERS

JOB BOARD	▼
-----------	---

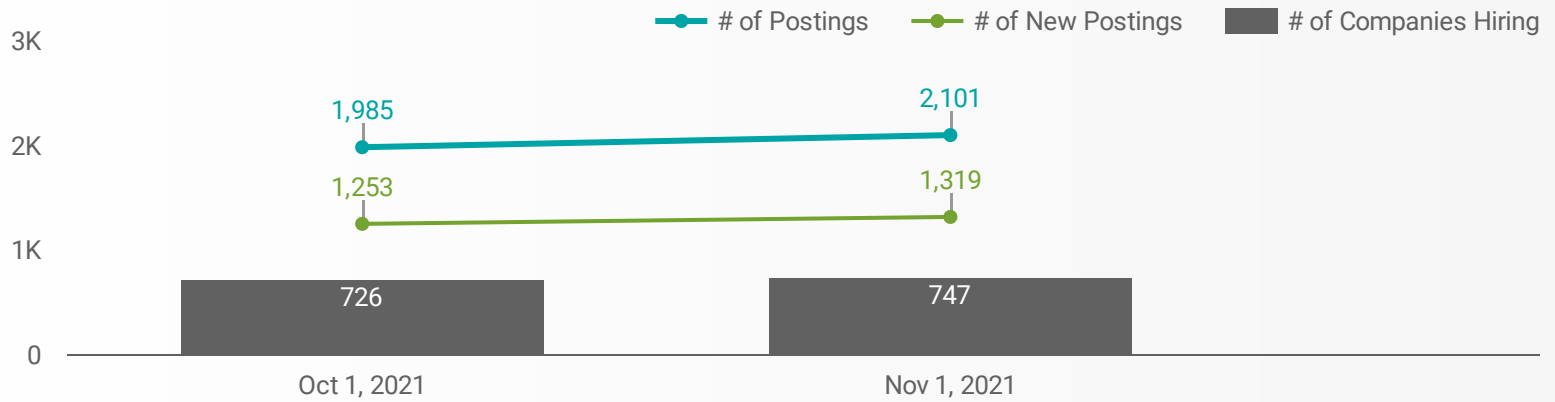
NOC = National Occupation Classification | NAICS = North American Industry Classification System

Source:

Job posting data collected by the chathamkentjobs.com from job boards and employer websites who recruit candidates in the Municipality of Chatham-Kent.

JOB POSTINGS BY MONTH FOR CHATHAM-KENT

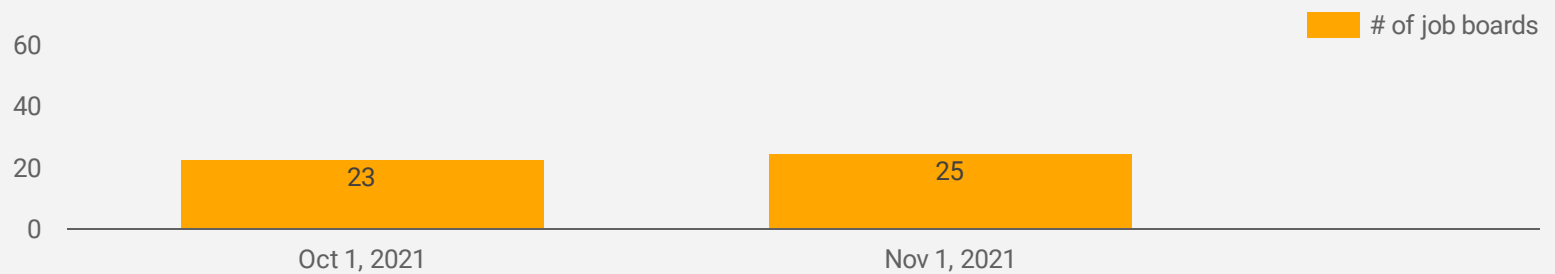
How many job postings were active for at least 1 day this month?



NOTE: This graph cannot be filtered using the controls on the cover page

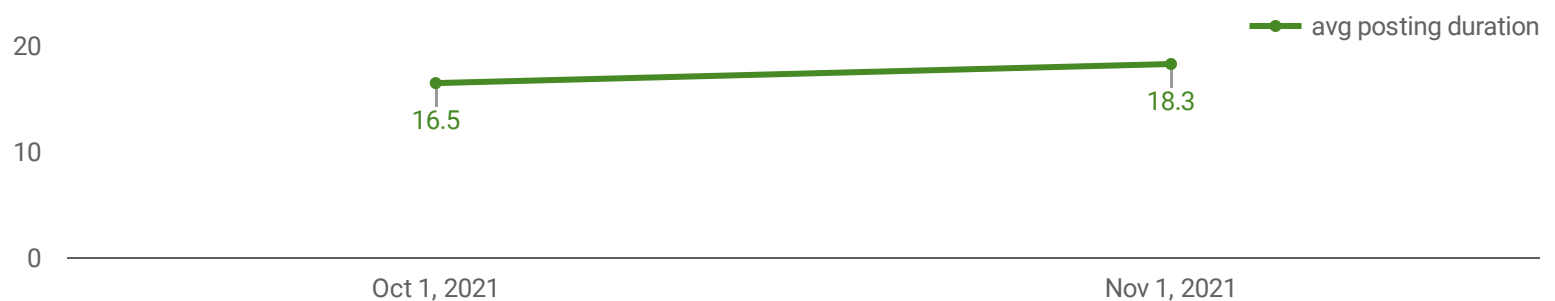
NUMBER OF ACTIVE JOB BOARDS

How many job postings were active for at least 1 day this month on these job boards?



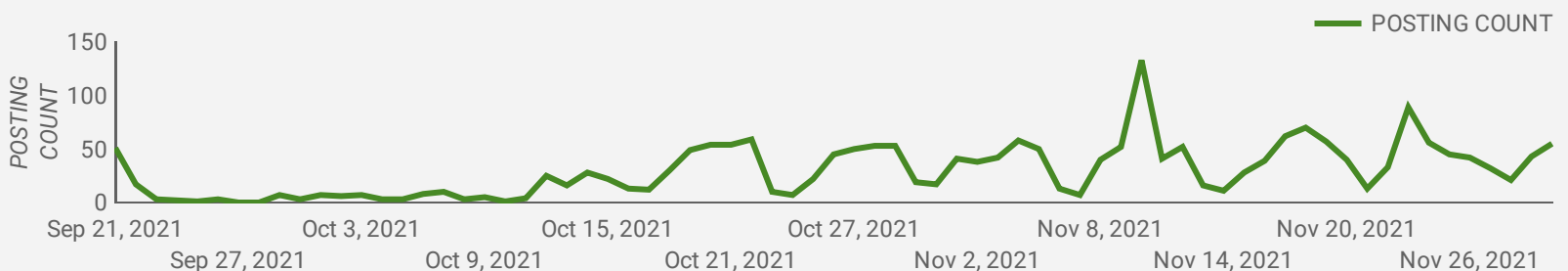
AVG & MEDIAN POSTING LENGTH BY DAYS

How long are employers having to recruit for to find candidates to fill their job vacancies?



POST DATE TIMELINE FOR THIS MONTH'S ACTIVE JOB POSTINGS

How many job postings were active for at least 1 day this month?



JOB POSTINGS BY COMMUNITY

How many job postings were active for at least 1 day this month?

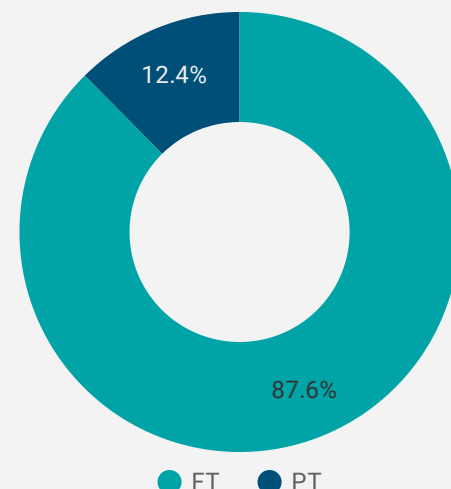
	COMMUNITY	POSTING COUNT	AVG POSTING LENGTH IN DAYS	MEDIAN POSTING LENGTH IN DAYS
1.	Chatham-Kent	1,031	18.0	22
2.	Chatham	490	19.2	16
3.	Wallaceburg	130	16.9	15
4.	Blenheim	113	20.2	22
5.	Tilbury	111	17.7	15
6.	Dresden	52	16.0	16
7.	Ridgetown	42	18.5	19
8.	Thamesville	24	15.4	15
9.	Pain Court	23	18.3	15
10.	Wheatley	14	19.3	15
11.	Grande Pointe	11	25.0	22
12.	Charing Cross	10	29.2	32
13.	Tupperville	10	17.0	16
14.	Louisville	9	15.0	15
15.	Kent Bridge	7	8.2	6
16.	Dover Centre	6	22.5	22
17.	Walpole Island	5	22.0	22
18.	Troy	4	18.5	19
19.	Merlin	4	22.8	22

1 - 22 / 22



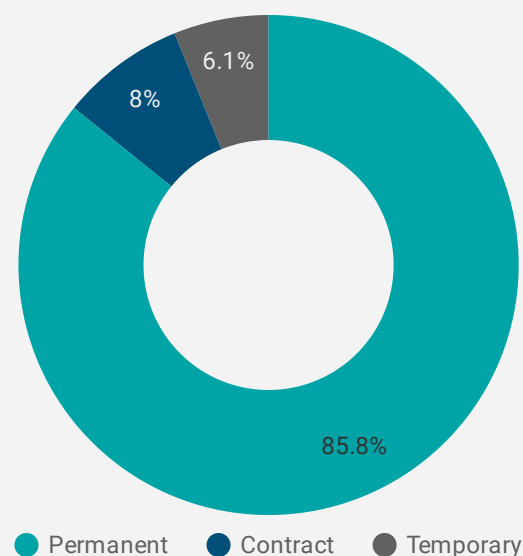
JOB TYPE

Full-time vs Part-time



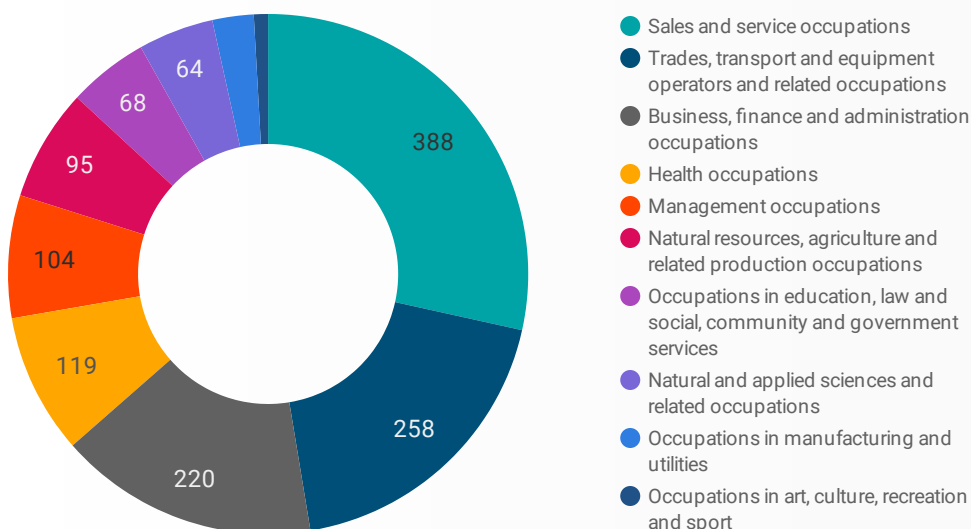
JOB DURATION

Permanency of jobs posted



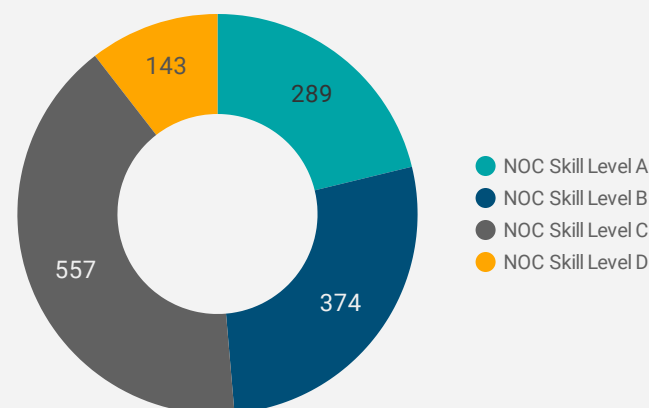
JOB POSTINGS BY SKILL TYPE

What skill type is being recruited?



JOB POSTINGS BY SKILL LEVEL

What education do occupations typically require?



Skill Level A = Usually University education | Skill Level B = Usually College education or Apprenticeship training | Skill Level C = Usually Secondary education or occupation-specific training | Skill Level D = Usually on-the-job training

TOP HIRING EMPLOYERS & AGENCIES

Who is hiring?













	COMPANY	COMMUNITY	POSTINGS COUNT ▾	AVG POSTING LENGTH IN DAYS	MEDIAN POSTING LENGTH IN DAYS
1.	Intuit	Chatham-Kent	49	4.0	3
2.	Chatham Kent Health Alliance	Chatham-Kent	49	22.3	22
3.	Enbridge Inc.	Chatham	27	19.4	22
4.	The Municipality of Chatham-Kent	Chatham-Kent	27	17.6	15
5.	Enbridge	Chatham-Kent	26	14.1	13
6.	Canadian Executive Search Group Inc.	Chatham-Kent	22	19.3	22
7.	AON Inc.	Chatham	22	15.5	16
8.	Pilot Company	Tilbury	21	14.3	15
9.	Canadian Executive Search	Chatham	20	11.2	7
10.	VON Canada	Chatham-Kent	16	34.6	28
11.	Chatham Kent Health Alliance	Chatham	15	22.0	22
12.	Mylen Custom Kitchens	Chatham-Kent	15	19.5	22
13.	Home Depot of Canada Inc.	Chatham	15	6.9	6
14.	Chatham Kent	Chatham-Kent	15	17.2	16
15.	Instacart	Tilbury	15	11.0	11
16.	Erie St. Clair Healthline	Chatham	14	19.9	15
17.	BELFOR CANADA INC.	Chatham-Kent	13	19.3	22
18.	Shoppers Drug Mart	Chatham	11	15.0	15
19.	AO	Chatham-Kent	11	null	null
20.	The Home Depot Canada	Chatham-Kent	10	18.9	22
21.	Home Depot	Chatham-Kent	10	6.1	6
22.	Canadian Executive Search Group Inc.	Blenheim	10	17.3	16
23.	Bayshore HealthCare	Chatham-Kent	9	19.9	22
24.	Cushman & Wakefield	Louisville	9	15.0	15
25.	Victorian Order of Nurses / VON	Chatham	9	22.0	22
26.	Scribendi	Chatham-Kent	9	28.0	19
27.	Tim Hortons Western Holdings	Chatham-Kent	9	21.1	22
28.	Kijiji	Chatham	9	15.0	15
29.	The Emerson Management Associates	Chatham-Kent	9	8.4	8
30.	Peeters Mushrooms Inc.	Chatham-Kent	8	17.3	16
31.	Enbridge	Chatham	8	11.1	10

TOP HOURLY WAGES IN JOB POSTINGS

What are employers willing to pay to find the perfect candidate?












of Minimum Wage Jobs

61

	JOB TITLE	COMPANY	LOCATION	WAGE VALUE ▾
1.	Change Management And Communications Lead li	Airswift	Chatham-Kent	80 
2.	Financial Manager	PROSPECTS INTERNATIONAL CONSULTING	Wallaceburg	53 
3.	Financial Manager	Canada Albion Co., Ltd.	Wallaceburg	51 
4.	Public Health Nurse	The Municipality of Chatham-Kent	Chatham-Kent	47.78 
5.	Registered Nurse	The Municipality of Chatham-Kent	Chatham-Kent	47.58 
6.	General Manager, Sales - Trade, Broadcasting And Other Services	1701147 Ontario Inc	Chatham	47 
7.	Public Health Inspector	The Municipality of Chatham-Kent	Chatham-Kent	45.47 
8.	Plumber	Junctura Group Construction	Chatham-Kent	45 
9.	Community Health Supervisor	Walpole Island First Nation	Walpole Island	43.42 
10.	Marketing Manager	Edward International Academy	Wallaceburg	42.5 
11.	Millwright	Whyte's Food Inc	Wallaceburg	42 
12.	Purchasing Manager	M.T.L. Outdoor Products Inc	Wallaceburg	41.25 
				1 - 100 / 543 < >

TOP SALARIES IN JOB POSTINGS

What are employers willing to pay to find the perfect candidate?

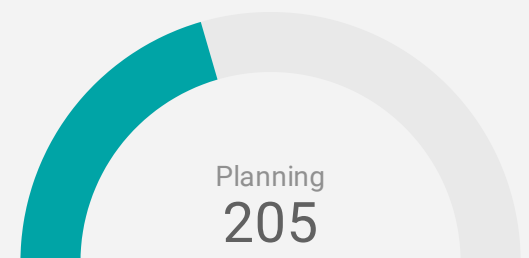
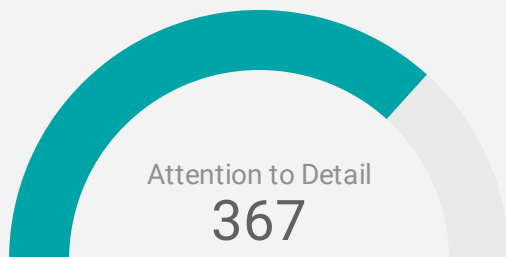
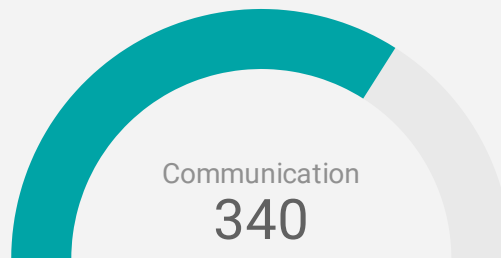
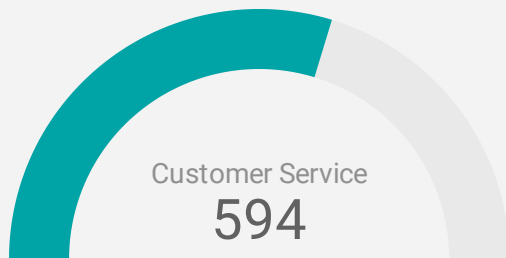
	JOB TITLE	COMPANY	LOCATION	WAGE VALUE ▾
1.	Flatbed Owner Operator Truck Driver	Movin' Freight Ltd.	Chatham-Kent	300,000 
2.	Window And Door Sales Person	Brookstone Windows & Doors	Chatham-Kent	175,000 
3.	Technical Sales Representative	Law-Marot-Milpro inc.	Chatham-Kent	160,000 
4.	Owner Operator Truck Driver	Milos M&S Transport Ltd.	Chatham-Kent	150,000 
5.	Dentist	MAPLE FAMILY DENTISTRY	Chatham	150,000 
6.	Private High School Principal	Edward International Academy	Wallaceburg	131,577 
7.	Program Manager, Employment And Social Services	The Municipality of Chatham-Kent	Chatham-Kent	121,638 
8.	Manager, Waste, Recycling & Climate Change	The Municipality of Chatham-Kent	Chatham-Kent	121,638 
9.	Sales Manager - Kubota	SouthPoint Equipment	Chatham-Kent	120,000 
10.	Nurse Manager, Long Term Care	The Municipality of Chatham-Kent	Chatham-Kent	110,235 
11.	Community Health Supervisor	The Municipality of Chatham-Kent	Chatham-Kent	110,000 
				1 - 100 / 740 < >

TOP IN-DEMAND SKILLS

How many times were these skills found in job postings?

ACTIVE JOB POSTINGS THIS MONTH

2,101

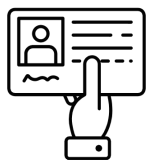


KEY JOB REQUIREMENTS

How often are these requirements desired in job postings?

ACTIVE JOB POSTINGS THIS MONTH

2,101



Driver's License

51



First Aid

120



Regular Access to a Vehi

121



Criminal Record Check

130



Microsoft Office

170



Food Safety

43

TOP OCCUPATIONS BY SKILL, FREQUENCY & DURATION

What jobs are in-demand and/or hard to fill?

	4 DIGIT NOC	4 DIGIT NOC NAME	SKILL LEVEL	POSTING COUNT	AVG POSTING LENGTH IN DAYS	MEDIAN POSTING LENGTH IN DAYS
1.	6421	Retail salespersons	NOC Skill Level C	83	18.5	22
2.	6552	Other customer and information services representatives	NOC Skill Level C	72	15.6	15
3.	8431	General farm workers	NOC Skill Level C	64	23.1	16
4.	7452	Material handlers	NOC Skill Level C	46	17.5	22
5.	3012	Registered nurses and registered psychiatric nurses	NOC Skill Level A	45	18.2	16
6.	7514	Delivery and courier service drivers	NOC Skill Level C	44	16.7	19
7.	4412	Home support workers, housekeepers and related occupations	NOC Skill Level C	35	20.8	22
8.	1111	Financial auditors and accountants	NOC Skill Level A	35	9.9	5
9.	621	Retail and wholesale trade managers	NOC Skill Level A	34	18.0	22
10.	6711	Food counter attendants, kitchen helpers and related support occupations	NOC Skill Level D	29	20.3	22
11.	1241	Administrative assistants	NOC Skill Level B	26	21.1	22
12.	7201	Contractors and supervisors, machining, metal forming, shaping and erecting trades and related occupations	NOC Skill Level B	22	17.5	16
13.	6611	Cashiers	NOC Skill Level D	22	12.9	15
14.	6322	Cooks	NOC Skill Level B	22	20.3	22
15.	6731	Light duty cleaners	NOC Skill Level D	21	17.4	19
16.	111	Financial managers	NOC Skill Level A	19	13.0	15
17.	7511	Transport truck drivers	NOC Skill Level C	19	23.3	22
18.	1114	Other financial officers	NOC Skill Level A	18	18.1	22
19.	6513	Food and beverage servers	NOC Skill Level C	17	15.2	15
20.	1411	General office support workers	NOC Skill Level C	16	12.9	14
21.	6622	Store shelf stockers, clerks and order fillers	NOC Skill Level D	14	16.1	17
22.	6541	Security guards and related security service occupations	NOC Skill Level C	13	22.3	22
23.	7271	Carpenters	NOC Skill Level B	13	16.5	15
24.	4212	Social and community service workers	NOC Skill Level B	13	20.0	18
25.	8252	Agricultural service contractors, farm supervisors and specialized livestock workers	NOC Skill Level B	12	26.4	16
26.	2233	Industrial engineering and manufacturing technologists and technicians	NOC Skill Level B	12	19.7	22
27.	7241	Electricians (except industrial and power system)	NOC Skill Level B	12	22.6	13
28.	3219	Other medical technologists and technicians (except dental health)	NOC Skill Level B	11	16.8	18.5

JOB POSTINGS BY 3-DIGIT NATIONAL OCCUPATION CLASSIFICATION

What jobs are hard to fill and/or in-demand?

	3 DIGIT NOC	3 DIGIT NOC NAME	SKILL LEVEL	POSTING COUNT	AVG POSTING LENGTH IN DAYS	MEDIAN POSTING LENGTH IN DAYS
1.	642	Retail salespersons	NOC Skill Level C	83	18.5	22
2.	655	Customer and information services representatives	NOC Skill Level C	72	15.6	15
3.	843	Agriculture and horticulture workers	NOC Skill Level C	71	23.4	16
4.	751	Motor vehicle and transit drivers	NOC Skill Level C	69	18.8	22
5.	111	Auditors, accountants and investment professionals	NOC Skill Level A	57	11.9	6
6.	745	Longshore workers and material handlers	NOC Skill Level C	46	17.5	22
7.	301	Professional occupations in nursing	NOC Skill Level A	45	18.2	16
8.	673	Cleaners	NOC Skill Level D	41	18.5	19
9.	441	Home care providers and educational support occupations	NOC Skill Level C	36	20.5	22
10.	062	Retail and wholesale trade managers	NOC Skill Level A	34	18.0	22
11.	124	Office administrative assistants - general, legal and medical	NOC Skill Level B	30	20.9	22
12.	671	Food counter attendants, kitchen helpers and related support occupations	NOC Skill Level D	29	20.3	22
13.	011	Senior managers - construction, transportation, production and utilities	NOC Skill Level A	26	14.2	15
14.	152	Supply chain logistics, tracking and scheduling co-ordination occupations	NOC Skill Level C	26	20.2	22
15.	141	General office workers	NOC Skill Level C	25	16.9	21.5
16.	720	Contractors and supervisors, industrial, electrical and construction trades and related workers	NOC Skill Level B	25	18.5	22
17.	632	Chefs and cooks	NOC Skill Level B	23	20.3	22
18.	661	Cashiers	NOC Skill Level D	22	12.9	15
19.	651	Occupations in food and beverage service	NOC Skill Level C	22	19.0	15
20.	731	Machinery and transportation equipment mechanics (except motor vehicles)	NOC Skill Level B	21	20.5	18.5
21.	122	Administrative and regulatory occupations	NOC Skill Level B	20	20.2	22
22.	143	Financial, insurance and related administrative support workers	NOC Skill Level C	19	15.1	16
23.	223	Technical occupations in civil, mechanical and industrial engineering	NOC Skill Level B	18	20.9	22
24.	321	Medical technologists and technicians (except dental health)	NOC Skill Level B	18	18.0	22
25.	724	Electrical trades and electrical power line and telecommunications workers	NOC Skill Level B	17	22.8	19
26.	662	Other sales support and related occupations	NOC Skill Level D	17	19.9	20
27.	421	Paraprofessional occupations in legal, social, community and education services	NOC Skill Level B	16	20.1	19

JOB POSTINGS BY 2-DIGIT NATIONAL OCCUPATION CLASSIFICATION

What jobs are hard to fill and/or in-demand?

	2 DIGIT NOC	2 DIGIT NOC NAME	SKILL LEVEL	POSTING COUNT ▾	AVG POSTING LENGTH IN DAYS	MEDIAN POSTING LENGTH IN DAYS
1.	65	Service representatives and other customer and personal services occupations	NOC Skill Level C	114	17.1	15
2.	64	Sales representatives and salespersons - wholesale and retail trade	NOC Skill Level C	88	18.1	21.5
3.	72	Industrial, electrical and construction trades	NOC Skill Level B	80	19.4	16
4.	75	Transport and heavy equipment operation and related maintenance occupations	NOC Skill Level C	77	18.9	22
5.	84	Workers in natural resources, agriculture and related production	NOC Skill Level C	73	23.4	16
6.	67	Service support and other service occupations, n.e.c.	NOC Skill Level D	71	19.4	22
7.	11	Professional occupations in business and finance	NOC Skill Level A	66	13.0	9.5
8.	12	Administrative and financial supervisors and administrative occupations	NOC Skill Level B	55	20.4	22
9.	14	Office support occupations	NOC Skill Level C	55	17.1	16
10.	74	Other installers, repairers and servicers and material handlers	NOC Skill Level C	54	17.5	22
11.	30	Professional occupations in nursing	NOC Skill Level A	45	18.2	16
12.	06	Middle management occupations in retail and wholesale trade and customer services	NOC Skill Level A	44	18.7	22
13.	63	Service supervisors and specialized service occupations	NOC Skill Level B	44	19.8	22
14.	22	Technical occupations related to natural and applied sciences	NOC Skill Level B	43	20.7	22
15.	15	Distribution, tracking and scheduling co-ordination occupations	NOC Skill Level C	39	18.8	22
16.	66	Sales support occupations	NOC Skill Level D	39	16.2	15
17.	73	Maintenance and equipment operation trades	NOC Skill Level B	38	18.9	17
18.	44	Care providers and educational, legal and public protection support occupations	NOC Skill Level C	36	20.5	22
19.	31	Professional occupations in health (except nursing)	NOC Skill Level A	33	19.7	19
20.	01	Senior managers - construction, transportation, production and utilities	NOC Skill Level A	33	15.5	16
21.	32	Technical occupations in health	NOC Skill Level B	32	21.7	22
22.	62	Retail sales supervisors and specialized sales occupations	NOC Skill Level B	32	19.5	15.5
23.	21	Professional occupations in natural and applied sciences	NOC Skill Level A	21	18.2	17.5
24.	42	Paraprofessional occupations in legal, social, community and education services	NOC Skill Level B	16	20.1	19
25.	96	Labourers in processing, manufacturing and utilities	NOC Skill Level D	16	22.9	22
26.	82	Supervisors and technical occupations in natural resources, agriculture and related production	NOC Skill Level B	14	24.9	16
27.	07	Managers in customer and personal services, n.e.c.	NOC Skill Level A	13	17.8	17

MULTILINGUAL JOB POSTINGS BY THE NUMBERS

ACTIVE POSTINGS
114

NEW POSTINGS
18

COMPANIES
36

LANGUAGES
2

OF DAYS POSTED

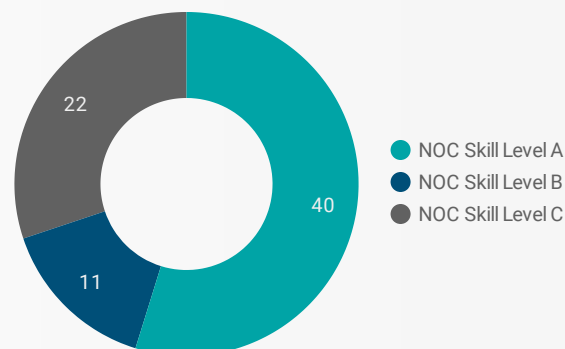
AVERAGE
No da

MEDIAN
No data

MULTILINGUAL JOB POSTINGS BY SKILL LEVEL

What language skills are employers looking for by occupational skill level?

- 40** Skill Level A - Management/ Professional Occupations usually requiring University
- 11** Skill Level B - Usually college education or apprenticeship training
- 22** Skill Level C - Usually secondary education or occupation-specific training
- 0** Skill Level D - Usually on-the-job training

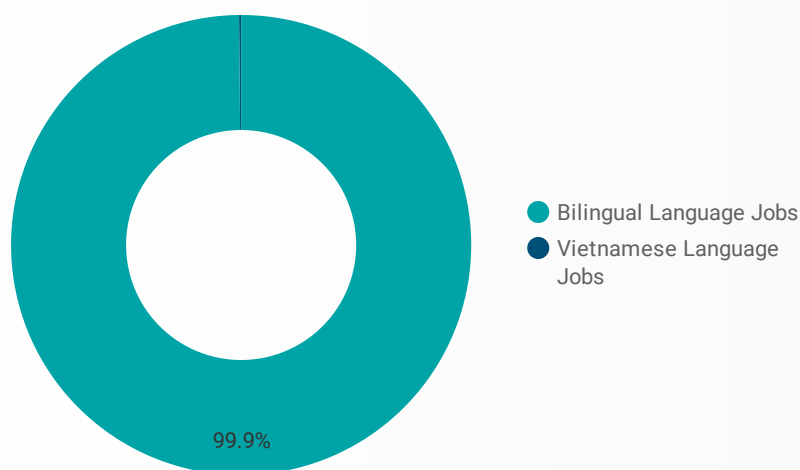


SKILL LEVEL / POSTING COUNT

JOB LANGUAGE	NOC Skill Level A	NOC Skill Level B	NOC Skill Level C
French Language
Bilingual Language
Vietnamese Language			1

LANGUAGE SKILLS BREAKDOWN

Which kinds of language skills do employers seek?



LANGUAGES	POSTING COUNT
1. Bilingual Language Jobs	113
2. Vietnamese Language Jobs	1

Post Date Timeline of this Month's Active Job Postings



LANGUAGE SKILLS BEING RECRUITED BY SKILL TYPE

What language skills are sought by 1-Digit NOC?

SKILL TYPE NAME	Bilingual Language Jobs	Vietnamese Language Jobs	Grand total
Trades, transport and equipment operator...	4		4
Sales and service occupations	12		12
Occupations in education, law and social, ...	4		4
Natural resources, agriculture and related ...	3	1	4
Natural and applied sciences and related o...	3		3
Management occupations	1		1
Health occupations	27		27
Business, finance and administration occu...	18		18
Grand total	72	1	73

MULTILINGUAL JOB POSTINGS BY COMMUNITY

What language skills are sought by 4-Digit NOC?

	MUNICIPALITY	JOB LANGUAGES ▾	AVG POSTING LENGTH IN DAYS	MEDIAN POSTING LENGTH IN DAYS
1.	Chatham-Kent	90	14.7	9.5
2.	Chatham	11	21.4	19
3.	Pain Court	4	15.0	16
4.	Grande Pointe	4	26.3	16
5.	Wallaceburg	3	17.0	22
6.	Kent Bridge	1	6.0	6
7.	Tilbury	1		

LANGUAGE DEMAND BY JOB

What language skills are sought by 4-Digit NOC?

4 DIGIT NOC NAME	POSTINGS
1. Registered nurses and registered psychiatri...	21
2. Financial auditors and accountants	14
3. Other customer and information services re...	8
4. Delivery and courier service drivers	4
5. Licensed practical nurses	4
6. Retail salespersons	3
7. Inspectors in public and environmental heal...	2
8. General farm workers	2
9. Accounting technicians and bookkeepers	2
10. Agricultural service contractors, farm super...	1
11. Elementary and secondary school teacher a...	1
12. Allied primary health practitioners	1
13. Information systems analysts and consulta...	1
14. Correspondence, publication and regulatory ...	1
15. Social and community service workers	1
16. Family, marriage and other related counsell...	1
17. Occupational therapists	1
18. Retail and wholesale trade managers	1
19. Medical administrative assistants	1
20. Nursery and greenhouse workers	1
21. Security guards and related security service...	1
22. Home support workers, housekeepers and r...	1

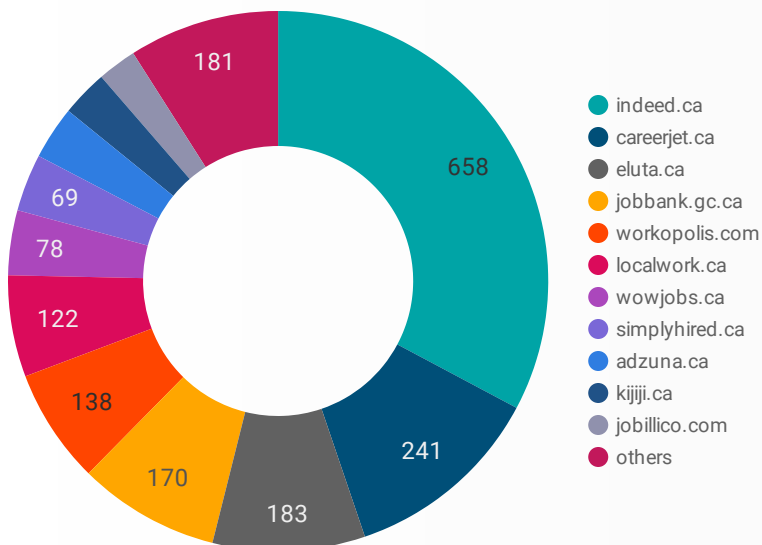
MULTILINGUAL HIRING EMPLOYERS

Which employers are seeking multilingual candidates?

COMPANY	POSTINGS
1. Intuit	31
2. Chatham Kent Health Alliance	17
3. VON Canada	10
4. Erie St. Clair Healthline	5
5. LES PRODUCTIONS MARGIRIC INC	3
6. Victorian Order of Nurses	3
7. Personnel by Prostaff	2
8. Bell	2
9. Woodstock Hospital	2
10. Canada Post - Postes Canada	2
11. Canadian Executive Search Group Inc.	2
12. The Municipality of Chatham-Kent	2
13. Family Service Kent/Services a la famille-Kent	2
14. Hinduja Global Solutions	2
15. Bayshore HealthCare	2
16. BELL MOBILITY/BELL MOBILITÄ%	2
17. Chatham Kent	2
18. The Source	2
19. Home and Community Care Support Services Erie St. Clair	2
20. Chatham-Kent Children's Services	2
21. Canada Post Corp	2
22. Canada Post	1
23. Adult Language and Learning	1
24. Fintech Select Ltd.	1
25. Tilbury Tots - Paincourt	1
26. Renaissance Personnel Inc.	1
27. Liquor Control Board of Ontario	1
28. Tilbury Tots Early Learning Centre	1
29. Chatham- Kent Hospice	1
30. Enbridge	1
31. Chatham Kent Women's Centre	1

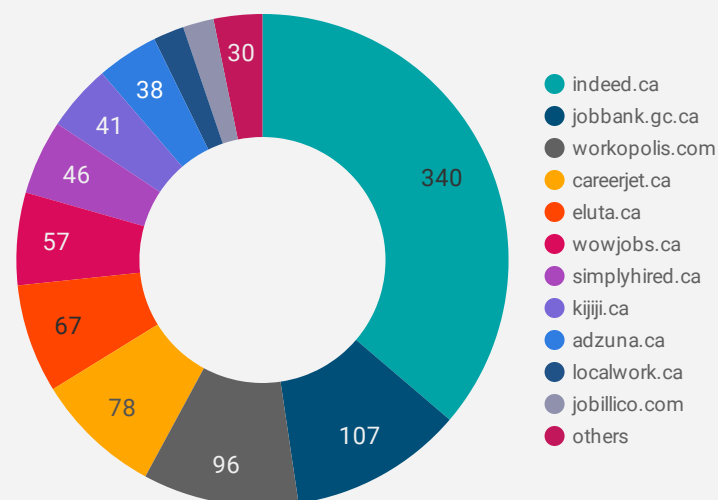
JOB POSTINGS BY JOB BOARD

What share of unique job postings appear on each job board?



COMPANIES BY JOB BOARD

What share of unique job postings appear on each job board?



JOB POSTING DETAILS BY JOB BOARD

How does job posting activity differ by job board?

	JOB BOARD	POSTING COUNT ▾	AVG POSTING LENGTH IN DAYS	MEDIAN POSTING LENGTH IN DAYS	# OF COMPANIES
1.	indeed.ca	658	22.0	22	340
2.	careerjet.ca	241	13.7	11	78
3.	eluta.ca	183	22.0	22	67
4.	jobbank.gc.ca	170	21.3	17	107
5.	workopolis.com	138	15.0	15	96
6.	localwork.ca	122	7.1	5	19
7.	wowjobs.ca	78	16.0	16	57
8.	simplyhired.ca	69	15.0	15	46
9.	adzuna.ca	64	15.0	15	38
10.	kijiji.ca	56	15.0	15	41
11.	jobillico.com	47	18.3	14	19
12.	canadianexecutivesearch.com	36	11.0	7	1
13.	careerarc.com	31	30.2	29	7
14.	erecruit.ckha.on.ca	28	25.0	25	1
15.	chatham-kent.njoyn.com	27	17.6	15	1
16.	eriestclairhealthline.ca	15	21.7	15	1
17.	careerbuilder.ca	11	26.4	30	4
18.	goodwillindustries.ca	8			3