



JOB DEMAND REPORT

JANUARY 2022

HIGHLIGHTS

JOB POSTINGS BY THE NUMBERS

POSTING COUNT	NEW THIS MONTH	COMPANIES	JOB BOARDS
1,555	989	590	26

OF DAYS POSTED

AVERAGE	MEDIAN
21.3	21

REPORT BUILDER

The default filter selection below will show all job demand data for the month. You can use the filters to create a customized report for the purpose of understanding a subset of the data.

OCCUPATION FILTERS

SKILL TYPE NAME / 1-DIGIT NOC	▼
MAJOR GROUP / 2-DIGIT NOC	▼
MINOR GROUP / 3-DIGIT NOC	▼
UNIT GROUP / 4-DIGIT NOC	▼
SKILL LEVEL	▼
JOB TYPE	▼
JOB DURATION	▼
ADDITIONAL LANGUAGE	▼
SPECIFIC JOB TAGS	▼

OTHER FILTERS

JOB BOARD	▼
-----------	---

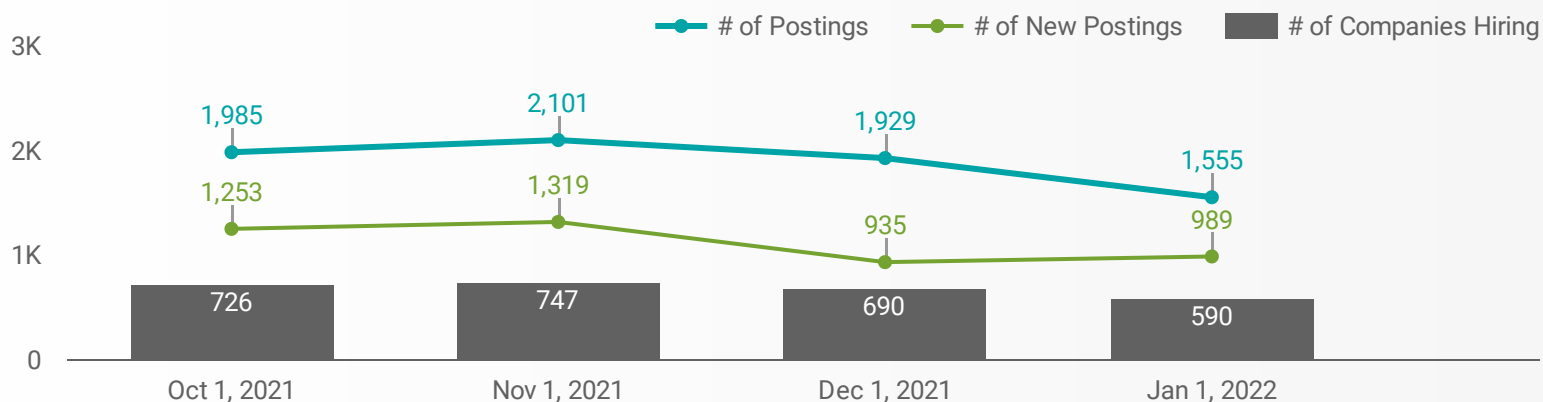
NOC = National Occupation Classification | NAICS = North American Industry Classification System

Source:

Job posting data collected by the chathamkentjobs.com from job boards and employer websites who recruit candidates in the Municipality of Chatham-Kent.

JOB POSTINGS BY MONTH FOR CHATHAM-KENT

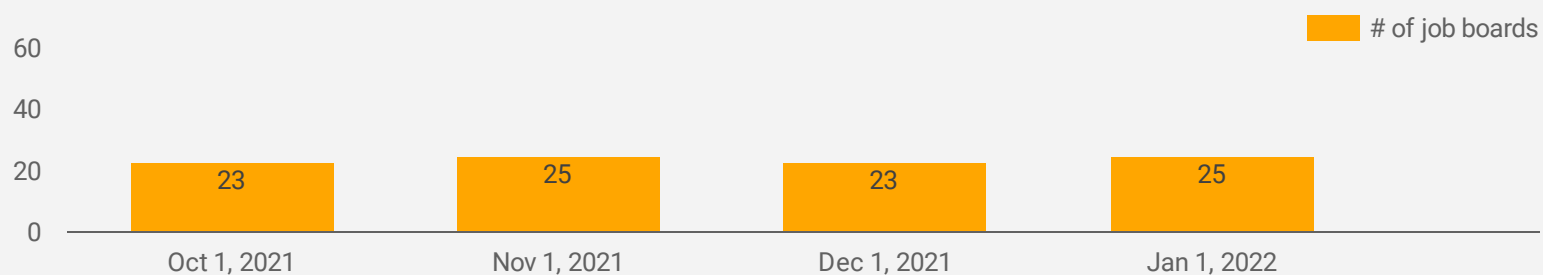
How many job postings were active for at least 1 day this month?



NOTE: This graph cannot be filtered using the controls on the cover page

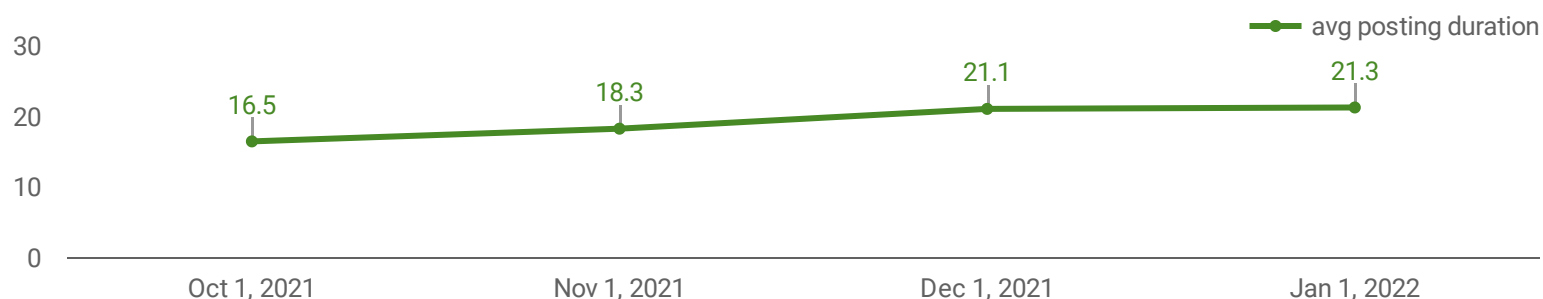
NUMBER OF ACTIVE JOB BOARDS

How many job postings were active for at least 1 day this month on these job boards?



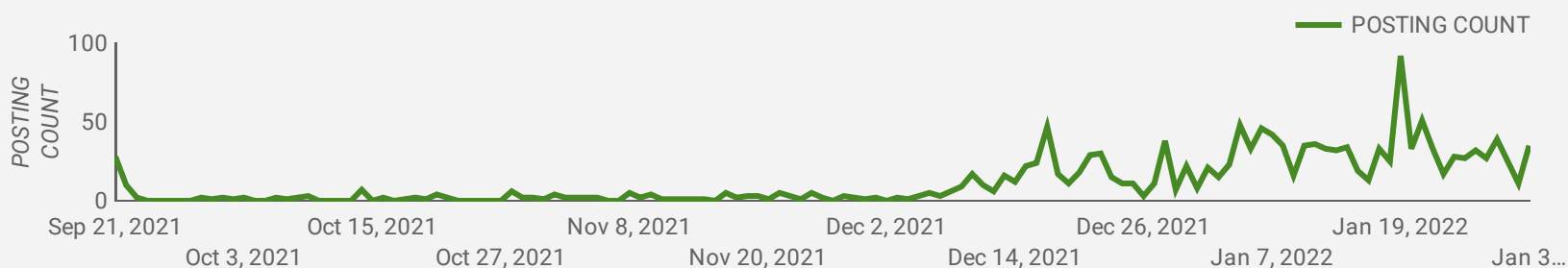
AVG & MEDIAN POSTING LENGTH BY DAYS

How long are employers having to recruit for to find candidates to fill their job vacancies?



POST DATE TIMELINE FOR THIS MONTH'S ACTIVE JOB POSTINGS

How many job postings were active for at least 1 day this month?



JOB POSTINGS BY COMMUNITY

How many job postings were active for at least 1 day this month?

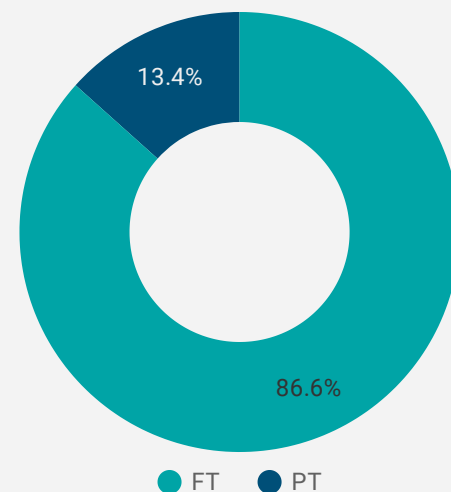
	COMMUNITY	POSTING COUNT	AVG POSTING LENGTH IN DAYS	MEDIAN POSTING LENGTH IN DAYS
1.	Chatham-Kent	811	20.1	21
2.	Chatham	274	23.2	17
3.	Wallaceburg	114	23.2	22
4.	Tilbury	111	20.8	22
5.	Blenheim	74	29.0	22
6.	Dresden	49	13.2	12
7.	Thamesville	28	23.4	18
8.	Ridgetown	24	20.1	21
9.	Wheatley	14	18.0	15
10.	Pain Court	12	15.1	16
11.	Bothwell	8	19.0	16
12.	Tupperville	8	44.6	22
13.	Merlin	5	17.0	22
14.	Dover Centre	4	13.7	16
15.	Grande Pointe	3	31.7	22
16.	Kent Bridge	3	35.5	36
17.	Morpeth	2	18.5	19
18.	Dealtown	2	18.0	18
19.	Muirkirk	2	24.0	24

1 - 24 / 24



JOB TYPE

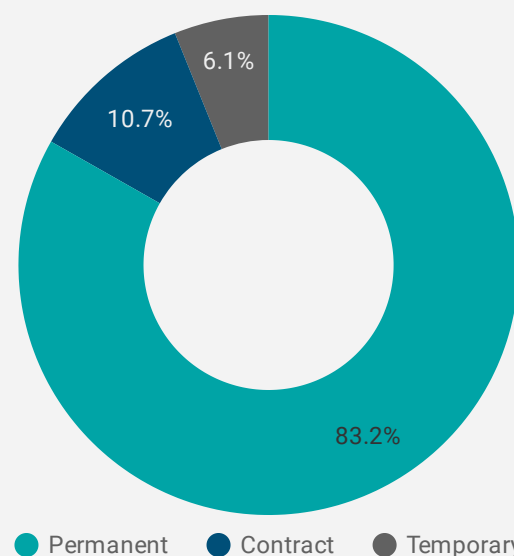
Full-time vs Part-time



FT PT

JOB DURATION

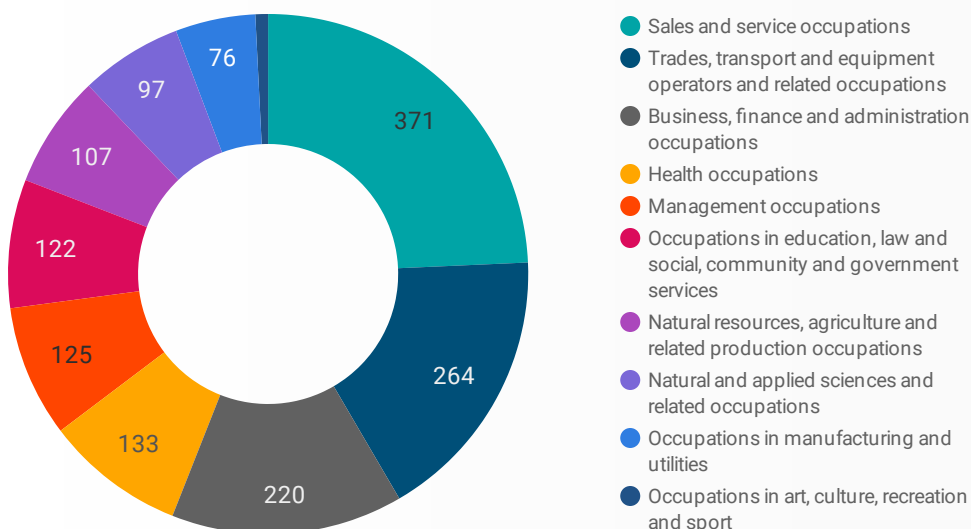
Permanency of jobs posted



Permanent Contract Temporary

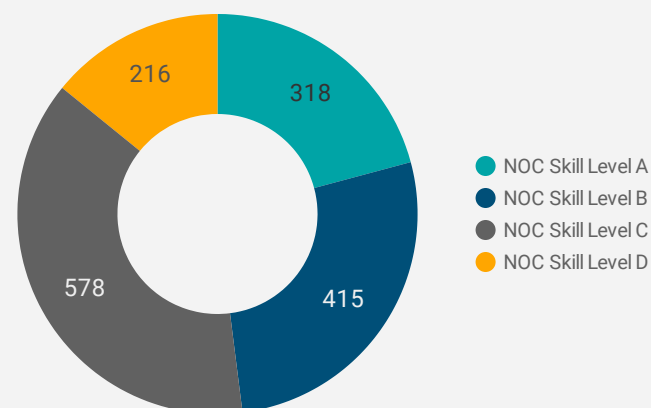
JOB POSTINGS BY SKILL TYPE

What skill type is being recruited?



JOB POSTINGS BY SKILL LEVEL

What education do occupations typically require?



Skill Level A = Usually University education | Skill Level B = Usually College education or Apprenticeship training | Skill Level C = Usually Secondary education or occupation-specific training | Skill Level D = Usually on-the-job training

TOP HIRING EMPLOYERS & AGENCIES

Who is hiring?













	COMPANY	COMMUNITY	POSTINGS COUNT ▾	AVG POSTING LENGTH IN DAYS	MEDIAN POSTING LENGTH IN DAYS
1.	Chatham Kent Health Alliance	Chatham-Kent	66	10.1	4
2.	The Municipality of Chatham-Kent	Chatham-Kent	47	42.1	22
3.	Pilot Company	Tilbury	28	12.3	11
4.	Enbridge Inc.	Chatham	21	19.8	22
5.	Shoppers Drug Mart	Chatham	18	15.7	15
6.	Enbridge Inc.	Chatham-Kent	17	18.6	22
7.	CarePartners	Chatham-Kent	15	1.7	2
8.	Bayshore HealthCare	Chatham-Kent	12	19.2	22
9.	The Employment Solution	Chatham-Kent	12	12.0	13
10.	Victorian Order of Nurses / VON	Chatham-Kent	12	37.3	22
11.	Home Depot Canada	Chatham	11	16.6	17
12.	The Mason Group Inc	Dresden	11	1.5	1
13.	Peeters Mushrooms Inc.	Chatham-Kent	11	19.6	22
14.	AarKel Tool and Die	Chatham-Kent	11	16.1	16
15.	AON Inc.	Chatham	11	2.0	2
16.	Canadian Executive Search Group Inc.	Chatham-Kent	11	18.3	16
17.	Canadian Executive Search Group Inc.	Chatham	11	9.3	5
18.	Home and Community Care Support Services Erie St. Clair	Chatham	10	25.9	22
19.	Walmart Canada Corp.	Chatham-Kent	10	21.0	22
20.	BELFOR CANADA INC.	Chatham-Kent	9	15.8	15
21.	Loblaws	Chatham	9	16.3	15
22.	Meltech Plastics Corporation	Tilbury	8	19.5	20
23.	Reliance Home Comfort	Chatham-Kent	8	4.8	4
24.	Tim Hortons Western Holdings	Chatham-Kent	8	21.1	22
25.	AarKel Tool and Die	Wallaceburg	8	null	null
26.	BELFOR CANADA INC.	Chatham	8	22.0	22
27.	ACE Services MÃ©caniques	Chatham-Kent	8	10.1	11
28.	First Student	Chatham-Kent	7	22.4	7
29.	Home Depot Canada	Chatham-Kent	7	6.4	2
30.	Mylen Custom Kitchens	Chatham-Kent	7	20.8	22
31.	The Co-operators	Chatham-Kent	7	22.0	22

TOP HOURLY WAGES IN JOB POSTINGS

What are employers willing to pay to find the perfect candidate?

of Minimum Wage Jobs

26

	JOB TITLE	COMPANY	LOCATION	WAGE VALUE ▾
1.	Wedding Photographer And/or Videographer	Golden Hour Studios	Chatham-Kent	100 
2.	Chiropodist	CK Foot & Orthotics Clinic	Chatham-Kent	80 
3.	Wellness Practitioner	Wellness Tree Naturopathic	Chatham-Kent	70 
4.	Nurse Practitioner	Chatham-Kent Community Health Centres	Chatham	63.37 
5.	Financial Manager	PROSPECTS INTERNATIONAL CONSULTING	Wallaceburg	53 
6.	Financial Manager	Not listed	Wallaceburg	53 
7.	Financial Manager	Canada Albion Co., Ltd.	Wallaceburg	51 
8.	Delivery Driver	TrunkSpaces Inc.	Chatham-Kent	50 
9.	Personnel Training and Development Manager	PROSPECTS INTERNATIONAL CONSULTING	Wallaceburg	48.5 
10.	Personnel Training And Development Manager	Canada Albion Co., Ltd.	Wallaceburg	48.5 
11.	Registered Nurse	The Municipality of Chatham-Kent	Chatham-Kent	47.58 
12.	General Manager Sales - Trade	1701147 Ontario Inc.	Chatham	47 
				1 - 100 / 429 < >

TOP SALARIES IN JOB POSTINGS

What are employers willing to pay to find the perfect candidate?

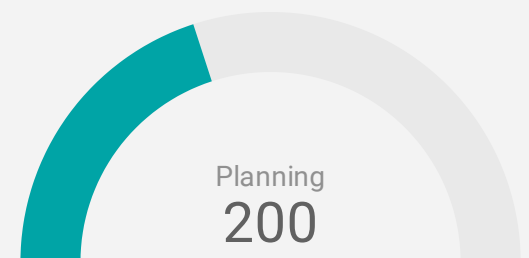
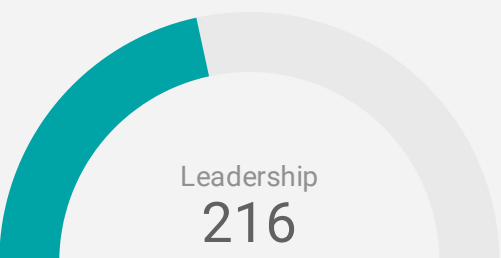
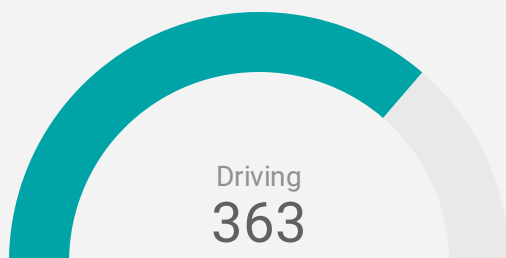
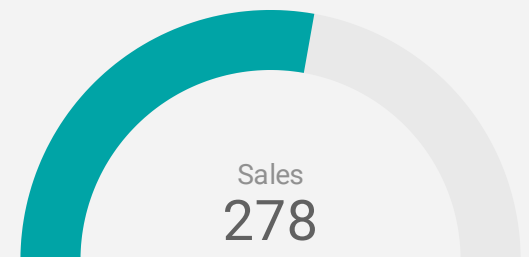
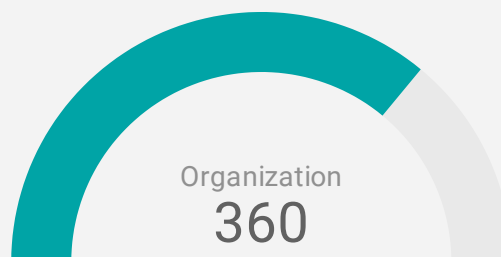
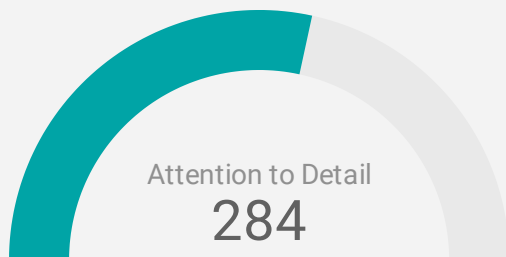
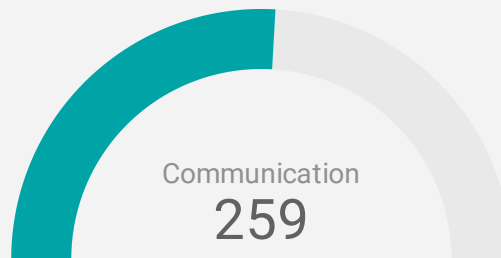
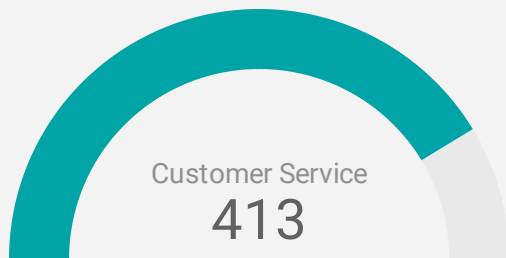
	JOB TITLE	COMPANY	LOCATION	WAGE VALUE ▾
1.	Owner Operator Truck Driver	Milos M&S Transport Ltd.	Tilbury	340,000 
2.	Flatbed Owner Operator Truck Driver	Movin' Freight Ltd.	Chatham-Kent	300,000 
3.	Manager Die Cast Design	AarKel Tool and Die	Chatham-Kent	191,421 
4.	Project Manager	Terus Construction	Chatham-Kent	130,000 
5.	Manager, Compliance And Accounting	AGinvest Canada	Chatham-Kent	113,248 
6.	Financial Controller	JM Controls and Electric Ltd.	Chatham-Kent	110,000 
7.	Health & Safety, Environmental Specialist	Cedarline Greenhouses/Truly Green Farms	Chatham-Kent	110,000 
8.	Truck Driver - Class 1	Harold North Trucking Ltd	Chatham-Kent	101,551 
9.	Truck Driver	W. R. Perry Trucking Ltd.	Tupperville	100,799 
10.	Materials Manager	KSR INTERNATIONAL	Ridgetown	100,000 
11.	Equipment Operator	H. E. CONSTRUCTION INC	Chatham-Kent	100,000 
				1 - 100 / 574 < >

TOP IN-DEMAND SKILLS

How many times were these skills found in job postings?

ACTIVE JOB POSTINGS THIS MONTH

1,555

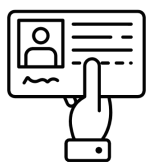


KEY JOB REQUIREMENTS

How often are these requirements desired in job postings?

ACTIVE JOB POSTINGS THIS MONTH

1,555



Driver's License

45



First Aid

95



Regular Access to a Vehi

89



Criminal Record Check

121



Microsoft Office

129



Food Safety

52

TOP OCCUPATIONS BY SKILL, FREQUENCY & DURATION

What jobs are in-demand and/or hard to fill?

	4 DIGIT NOC	4 DIGIT NOC NAME	SKILL LEVEL	POSTING COUNT	AVG POSTING LENGTH IN DAYS	MEDIAN POSTING LENGTH IN DAYS
1.	8431	General farm workers	NOC Skill Level C	65	37.9	30
2.	6421	Retail salespersons	NOC Skill Level C	59	22.8	22
3.	6552	Other customer and information services representatives	NOC Skill Level C	55	16.0	14.5
4.	4412	Home support workers, housekeepers and related occupations	NOC Skill Level C	48	18.5	15
5.	6711	Food counter attendants, kitchen helpers and related support occupations	NOC Skill Level D	45	21.9	22
6.	9619	Other labourers in processing, manufacturing and utilities	NOC Skill Level D	42	16.4	16
7.	3012	Registered nurses and registered psychiatric nurses	NOC Skill Level A	37	43.5	20.5
8.	7452	Material handlers	NOC Skill Level C	36	22.3	22
9.	7511	Transport truck drivers	NOC Skill Level C	36	18.1	15
10.	3413	Nurse aides, orderlies and patient service associates	NOC Skill Level C	27	16.1	21
11.	6611	Cashiers	NOC Skill Level D	27	13.2	15
12.	7514	Delivery and courier service drivers	NOC Skill Level C	26	19.2	22
13.	4212	Social and community service workers	NOC Skill Level B	26	19.1	22
14.	6311	Food service supervisors	NOC Skill Level B	23	36.6	15.5
15.	111	Financial managers	NOC Skill Level A	22	20.9	18.5
16.	7441	Residential and commercial installers and servicers	NOC Skill Level C	20	13.0	15
17.	6211	Retail sales supervisors	NOC Skill Level B	19	24.5	18.5
18.	6322	Cooks	NOC Skill Level B	18	26.8	22
19.	1114	Other financial officers	NOC Skill Level A	18	18.0	19
20.	1112	Financial and investment analysts	NOC Skill Level A	18	3.3	1
21.	7611	Construction trades helpers and labourers	NOC Skill Level D	18	28.4	16
22.	711	Construction managers	NOC Skill Level A	17	28.3	22
23.	3414	Other assisting occupations in support of health services	NOC Skill Level C	17	21.0	22
24.	1111	Financial auditors and accountants	NOC Skill Level A	15	16.8	15
25.	1411	General office support workers	NOC Skill Level C	15	10.0	9
26.	6622	Store shelf stockers, clerks and order fillers	NOC Skill Level D	15	24.2	22
27.	1241	Administrative assistants	NOC Skill Level B	15	17.2	22
28.	6541	Security guards and related security service occupations	NOC Skill Level C	14	23.8	22
29.	1414	Receptionists	NOC Skill Level C	14	16.3	15.5
30.	2131	Civil engineers	NOC Skill Level A	13	13.7	21

JOB POSTINGS BY 3-DIGIT NATIONAL OCCUPATION CLASSIFICATION

What jobs are hard to fill and/or in-demand?

	3 DIGIT NOC	3 DIGIT NOC NAME	SKILL LEVEL	POSTING COUNT	AVG POSTING LENGTH IN DAYS	MEDIAN POSTING LENGTH IN DAYS
1.	843	Agriculture and horticulture workers	NOC Skill Level C	77	36.0	22
2.	751	Motor vehicle and transit drivers	NOC Skill Level C	74	21.5	22
3.	642	Retail salespersons	NOC Skill Level C	59	22.8	22
4.	655	Customer and information services representatives	NOC Skill Level C	58	16.3	15
5.	961	Labourers in processing, manufacturing and utilities	NOC Skill Level D	54	18.1	16.5
6.	111	Auditors, accountants and investment professionals	NOC Skill Level A	53	11.7	15
7.	441	Home care providers and educational support occupations	NOC Skill Level C	51	18.4	15
8.	341	Assisting occupations in support of health services	NOC Skill Level C	46	17.9	21
9.	671	Food counter attendants, kitchen helpers and related support occupations	NOC Skill Level D	45	21.9	22
10.	421	Paraprofessional occupations in legal, social, community and education services	NOC Skill Level B	45	20.8	22
11.	301	Professional occupations in nursing	NOC Skill Level A	37	43.5	20.5
12.	745	Longshore workers and material handlers	NOC Skill Level C	36	22.3	22
13.	141	General office workers	NOC Skill Level C	34	12.5	15
14.	011	Senior managers - construction, transportation, production and utilities	NOC Skill Level A	32	22.4	18.5
15.	122	Administrative and regulatory occupations	NOC Skill Level B	31	20.1	22
16.	673	Cleaners	NOC Skill Level D	29	21.1	22
17.	662	Other sales support and related occupations	NOC Skill Level D	28	24.9	22
18.	661	Cashiers	NOC Skill Level D	27	13.2	15
19.	143	Financial, insurance and related administrative support workers	NOC Skill Level C	26	18.5	21
20.	631	Service supervisors	NOC Skill Level B	25	34.8	16
21.	744	Other installers, repairers and servicers	NOC Skill Level C	24	13.5	15
22.	071	Managers in customer and personal services, n.e.c.	NOC Skill Level A	24	24.6	22
23.	124	Office administrative assistants - general, legal and medical	NOC Skill Level B	22	17.2	22
24.	632	Chefs and cooks	NOC Skill Level B	20	33.2	22
25.	731	Machinery and transportation equipment mechanics (except motor vehicles)	NOC Skill Level B	20	19.0	15.5
26.	321	Medical technologists and technicians (except dental health)	NOC Skill Level B	20	22.4	18.5
27.	621	Retail sales supervisors	NOC Skill Level B	19	24.5	18.5
28.	761	Trades helpers and labourers	NOC Skill Level D	18	28.4	16
29.	722	Machining, metal forming, shaping and erecting trades	NOC Skill Level B	18	17.4	22

JOB POSTINGS BY 2-DIGIT NATIONAL OCCUPATION CLASSIFICATION

What jobs are hard to fill and/or in-demand?

	2 DIGIT NOC	2 DIGIT NOC NAME	SKILL LEVEL	POSTING COUNT	AVG POSTING LENGTH IN DAYS	MEDIAN POSTING LENGTH IN DAYS
1.	75	Transport and heavy equipment operation and related maintenance occupations	NOC Skill Level C	86	21.5	22
2.	65	Service representatives and other customer and personal services occupations	NOC Skill Level C	86	17.4	15
3.	84	Workers in natural resources, agriculture and related production	NOC Skill Level C	81	35.6	22
4.	67	Service support and other service occupations, n.e.c.	NOC Skill Level D	76	22.7	22
5.	14	Office support occupations	NOC Skill Level C	70	17.8	16
6.	72	Industrial, electrical and construction trades	NOC Skill Level B	64	23.9	22
7.	12	Administrative and financial supervisors and administrative occupations	NOC Skill Level B	61	18.4	22
8.	74	Other installers, repairers and servicers and material handlers	NOC Skill Level C	60	18.7	16
9.	64	Sales representatives and salespersons - wholesale and retail trade	NOC Skill Level C	59	22.8	22
10.	11	Professional occupations in business and finance	NOC Skill Level A	58	13.0	15
11.	63	Service supervisors and specialized service occupations	NOC Skill Level B	57	30.5	22
12.	66	Sales support occupations	NOC Skill Level D	55	18.9	15
13.	96	Labourers in processing, manufacturing and utilities	NOC Skill Level D	54	18.1	16.5
14.	44	Care providers and educational, legal and public protection support occupations	NOC Skill Level C	53	18.6	15
15.	21	Professional occupations in natural and applied sciences	NOC Skill Level A	51	16.7	21.5
16.	01	Senior managers - construction, transportation, production and utilities	NOC Skill Level A	48	23.2	22
17.	22	Technical occupations related to natural and applied sciences	NOC Skill Level B	46	24.2	22
18.	34	Assisting occupations in support of health services	NOC Skill Level C	46	17.9	21
19.	42	Paraprofessional occupations in legal, social, community and education services	NOC Skill Level B	45	20.8	22
20.	62	Retail sales supervisors and specialized sales occupations	NOC Skill Level B	38	24.5	22
21.	30	Professional occupations in nursing	NOC Skill Level A	37	43.5	20.5
22.	73	Maintenance and equipment operation trades	NOC Skill Level B	33	20.9	17
23.	32	Technical occupations in health	NOC Skill Level B	28	29.6	22
24.	07	Managers in customer and personal services, n.e.c.	NOC Skill Level A	24	24.6	22
25.	31	Professional occupations in health (except nursing)	NOC Skill Level A	22	27.4	22
26.	76	Trades helpers, construction labourers and related occupations	NOC Skill Level D	21	26.5	18.5
27.	06	Middle management occupations in retail and wholesale trade and customer services	NOC Skill Level A	21	19.6	22
					1 - 44 / 44	< >

MULTILINGUAL JOB POSTINGS BY THE NUMBERS

ACTIVE POSTINGS
74

NEW POSTINGS
11

COMPANIES
32

LANGUAGES
4

OF DAYS POSTED

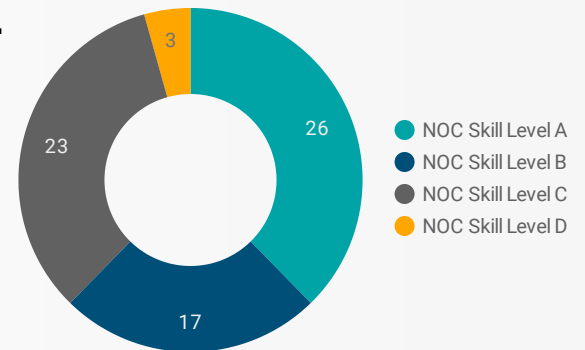
AVERAGE
12.3

MEDIAN
14

MULTILINGUAL JOB POSTINGS BY SKILL LEVEL

What language skills are employers looking for by occupational skill level?

- 26** Skill Level A - Management/ Professional Occupations usually requiring University
- 17** Skill Level B - Usually college education or apprenticeship training
- 23** Skill Level C - Usually secondary education or occupation-specific training
- 3** Skill Level D - Usually on-the-job training

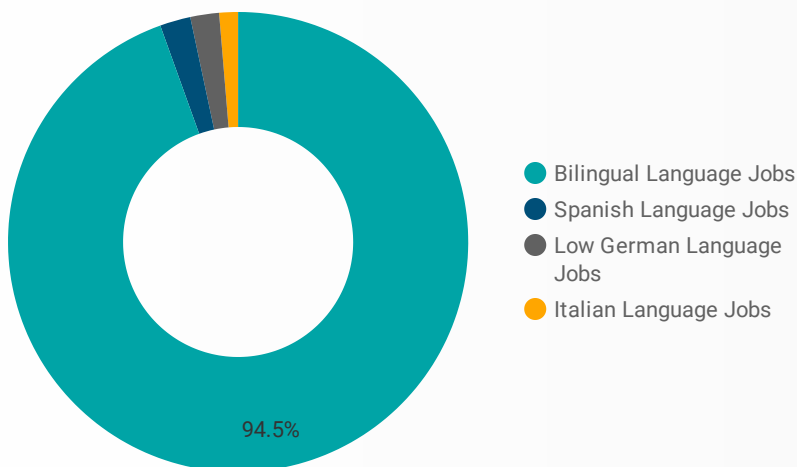


SKILL LEVEL / POSTING COUNT

JOB LANGUAGE	NOC Skill Level A	NOC Skill Level B	NOC Skill Level C	NOC Skill Level D
French Language	2
Bilingual Language	1	1	...	1
Italian Language	1			
Low German Language		1		
Spanish Language	1			

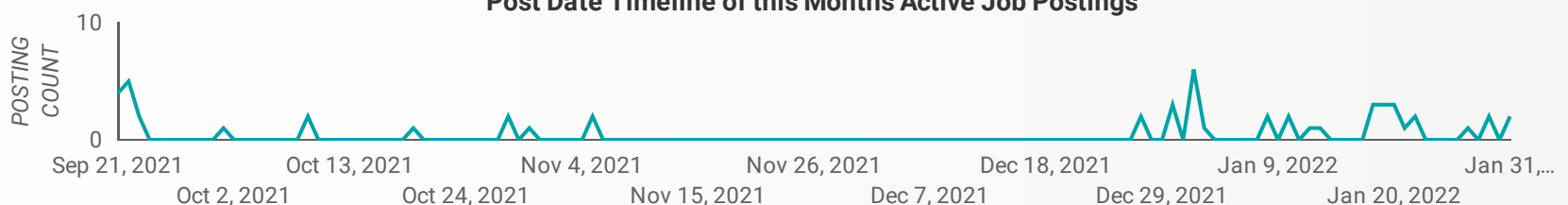
LANGUAGE SKILLS BREAKDOWN

Which kinds of language skills do employers seek?



LANGUAGES	POSTING COUNT
1. Bilingual Language Jobs	71
2. Low German Language Jobs	1
3. Spanish Language Jobs	1
4. Italian Language Jobs	1

Post Date Timeline of this Month's Active Job Postings



LANGUAGE SKILLS BEING RECRUITED BY SKILL TYPE

What language skills are sought by 1-Digit NOC?

SKILL TYPE NAME	Bilingual Language...	Italian Language ...	Low German Lan...	Spanish Language...	Grand total
Trades, transport and equipment operator...	2				2
Sales and service occupations	18				18
Occupations in education, law and social, ...	8		1		9
Occupations in art, culture, recreation and ...	3	1			4
Natural resources, agriculture and related ...	1				1
Natural and applied sciences and related o...	1				1
Management occupations	3			1	4
Health occupations	23				23
Business, finance and administration occu...	7				7
Grand total	66	1	1	1	69

MULTILINGUAL JOB POSTINGS BY COMMUNITY

What language skills are sought by 4-Digit NOC?

	MUNICIPALITY	JOB LANGUAGES ▾	AVG POSTING LENGTH IN DAYS	MEDIAN POSTING LENGTH IN DAYS
1.	Chatham-Kent	58	20.4	15
2.	Chatham	10	16.3	22
3.	Wallaceburg	4	14.3	15
4.	Blenheim	1	32.0	32
5.	Tilbury	1	122.0	122

LANGUAGE DEMAND BY JOB

What language skills are sought by 4-Digit NOC?

4 DIGIT NOC NAME	POSTINGS
1. Registered nurses and registered psychiatri...	16
2. Other customer and information services re...	8
3. Retail salespersons	5
4. Social and community service workers	4
5. Program leaders and instructors in recreati...	3
6. Licensed practical nurses	3
7. Administrative officers	2
8. Nurse aides, orderlies and patient service a...	2
9. Mail, postal and related workers	2
10. Managers in health care	2
11. Telecommunications installation and repair ...	1
12. Elementary school and kindergarten teachers	1
13. Other assisting occupations in support of h...	1
14. Translators, terminologists and interpreters	1
15. Other instructors	1
16. Other sales related occupations	1
17. Occupational therapists	1
18. Contractors and supervisors, oil and gas drill...	1
19. Social workers	1
20. Security guards and related security service...	1
21. Banking, insurance and other financial clerks	1
22. Financial managers	1
23. Light duty cleaners	1
24. Database analysts and data administrators	1
25. Personnel clerks	1
26. Financial sales representatives	1
27. Heavy equipment operators (except crane)	1
28. Other administrative services managers	1
29. Secondary school teachers	1
30. Food counter attendants, kitchen helpers an...	1
31. Human resources and recruitment officers	1
32. Home support workers, housekeepers and r...	1

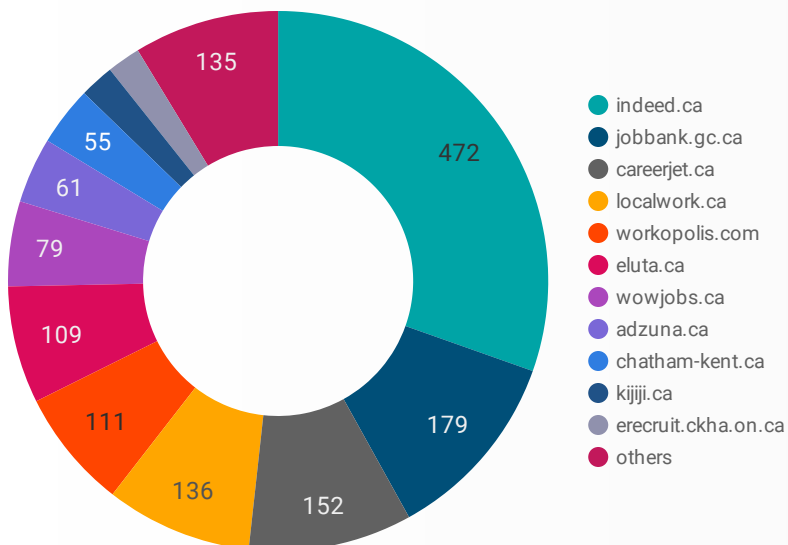
MULTILINGUAL HIRING EMPLOYERS

Which employers are seeking multilingual candidates?

COMPANY	POSTINGS
1. Chatham Kent Health Alliance	15
2. Victorian Order of Nurses / VON	10
3. Serco Canada Inc.	5
4. ACE Services MÃ©caniques	4
5. Bell Canada	4
6. Chatham-Kent Children's Services	3
7. STEM Camp	3
8. Canada Post Corp	2
9. CIBC	2
10. Victorian Order of Nurses	2
11. Guspro Inc.	2
12. Lambton Kent District School Board	1
13. St. Clair Catholic District School Board	1
14. The Municipality of Chatham-Kent	1
15. CARECOR HEALTH SERVICES LTD.	1
16. Vitesco Technologies	1
17. Kelly CA	1
18. Concentrix	1
19. CollÃ©ge BorÃ©al	1
20. Chatham-Kent Hospice Foundation	1
21. Weather Innovations Consulting LP	1
22. Home and Community Care Support Services Erie St. Clair	1
23. Adult Language and Learning	1
24. Corteva	1
25. Woodstock Hospital	1
26. Employment and Social Development Canada	1
27. Serco	1
28. WindsorApplications@commissionaires-ottawa.on.ca	1
29. Bayshore HealthCare	1
30. Emcon Services Inc.	1

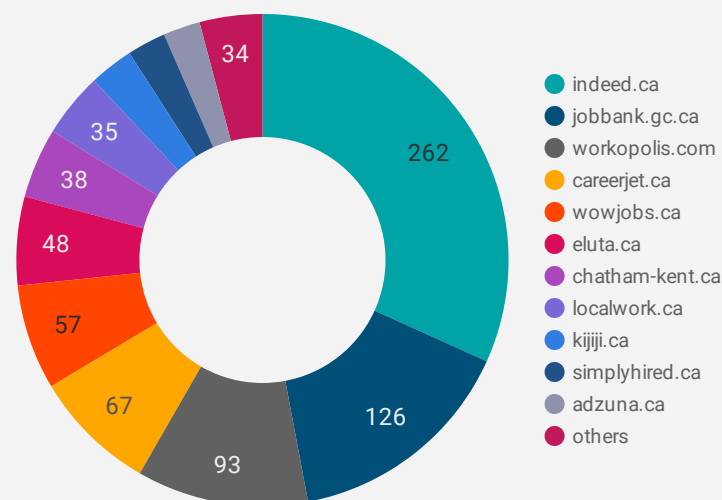
JOB POSTINGS BY JOB BOARD

What share of unique job postings appear on each job board?



COMPANIES BY JOB BOARD

What share of unique job postings appear on each job board?



JOB POSTING DETAILS BY JOB BOARD

How does job posting activity differ by job board?

	JOB BOARD	POSTING COUNT ▾	AVG POSTING LENGTH IN DAYS	MEDIAN POSTING LENGTH IN DAYS	# OF COMPANIES
1.	indeed.ca	472	21.9	22	262
2.	jobbank.gc.ca	179	34.3	23	126
3.	careerjet.ca	152	31.4	15	67
4.	localwork.ca	136	4.3	2	35
5.	workopolis.com	111	14.9	15	93
6.	eluta.ca	109	21.7	22	48
7.	wowjobs.ca	79	16.0	16	57
8.	adzuna.ca	61	14.9	15	20
9.	chatham-kent.ca	55	22.1	14	38
10.	kijiji.ca	32	15.0	15	24
11.	erecruit.ckha.on.ca	31			1
12.	simplyhired.ca	27	15.0	15	21
13.	chatham-kent.njoyn.com	22	71.2	103	1
14.	jobillico.com	15	28.5	23	9
15.	canadianexecutivesearch.com	15	8.6	5	1
16.	careerarc.com	14	48.8	33	4
17.	goodwillindustries.ca	9	64.4	65	4
18.	eriestclairhealthline.ca	8	27.0	17	1