



JOB DEMAND REPORT

MARCH 2022

HIGHLIGHTS

JOB POSTINGS BY THE NUMBERS

POSTING COUNT	NEW THIS MONTH	COMPANIES	JOB BOARDS
1,705	1,053	616	24

OF DAYS POSTED

AVERAGE	MEDIAN
20.4	21

REPORT BUILDER

The default filter selection below will show all job demand data for the month. You can use the filters to create a customized report for the purpose of understanding a subset of the data.

OCCUPATION FILTERS

SKILL TYPE NAME / 1-DIGIT NOC

MAJOR GROUP / 2-DIGIT NOC

MINOR GROUP / 3-DIGIT NOC

UNIT GROUP / 4-DIGIT NOC

SKILL LEVEL

JOB TYPE

JOB DURATION

ADDITIONAL LANGUAGE

SPECIFIC JOB TAGS

OTHER FILTERS

JOB BOARD

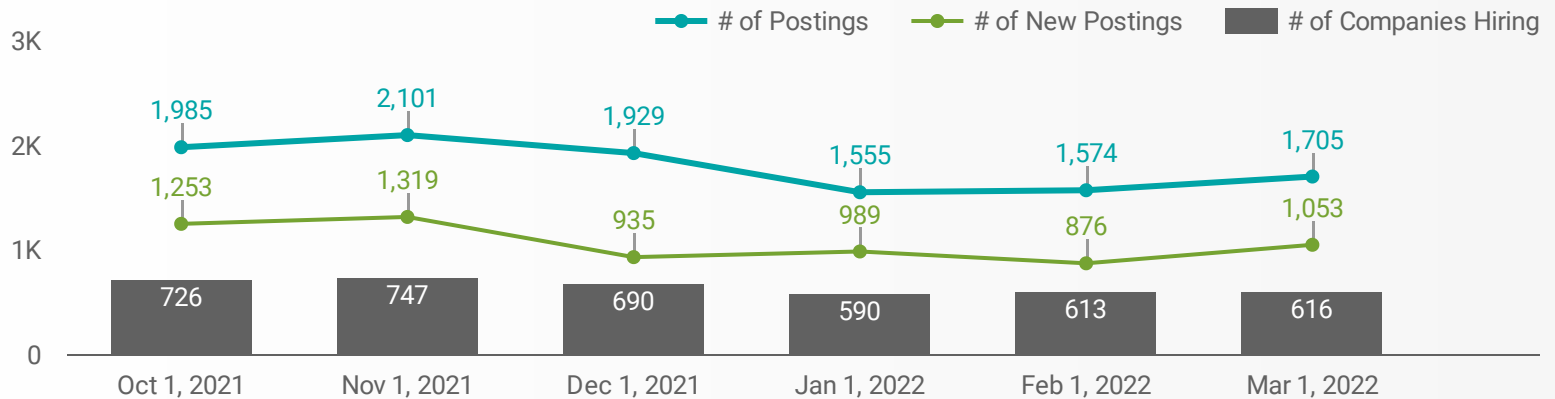
NOC = National Occupation Classification | NAICS = North American Industry Classification System

Source:

Job posting data collected by the chathamkentjobs.com from job boards and employer websites who recruit candidates in the Municipality of Chatham-Kent.

JOB POSTINGS BY MONTH FOR CHATHAM-KENT

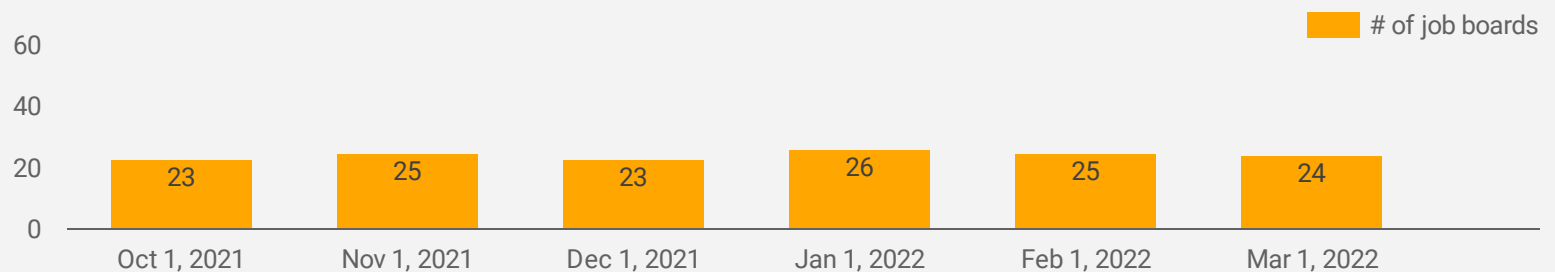
How many job postings were active for at least 1 day this month?



NOTE: This graph cannot be filtered using the controls on the cover page

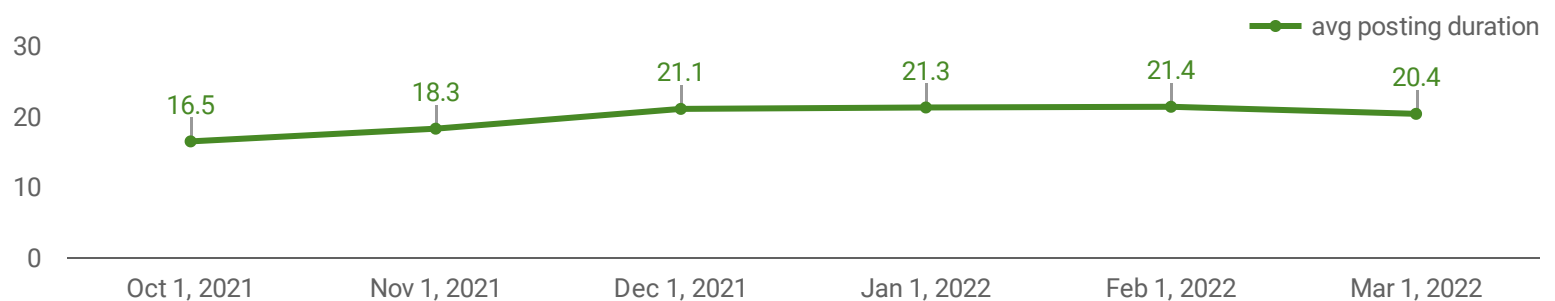
NUMBER OF ACTIVE JOB BOARDS

How many job postings were active for at least 1 day this month on these job boards?



AVG & MEDIAN POSTING LENGTH BY DAYS

How long are employers having to recruit for to find candidates to fill their job vacancies?



POST DATE TIMELINE FOR THIS MONTH'S ACTIVE JOB POSTINGS

How many job postings were active for at least 1 day this month?



JOB POSTINGS BY COMMUNITY

How many job postings were active for at least 1 day this month?

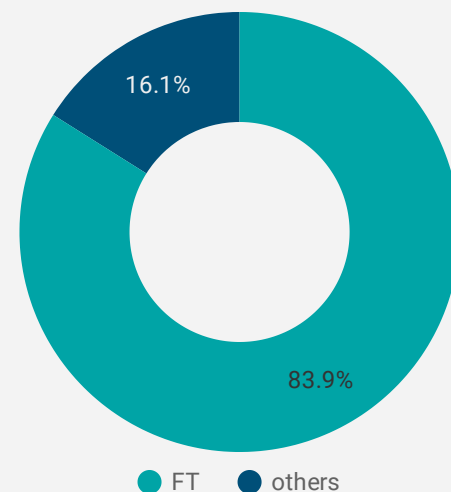
	COMMUNITY	POSTING COUNT	AVG POSTING LENGTH IN DAYS	MEDIAN POSTING LENGTH IN DAYS
1.	Chatham-Kent	954	17.6	21
2.	Chatham	250	23.6	16
3.	Wallaceburg	126	23.3	22
4.	Tilbury	105	20.3	22
5.	Blenheim	103	32.4	22
6.	Dresden	40	24.8	18
7.	Ridgetown	25	18.4	19
8.	Wheatley	25	23.7	17
9.	Thamesville	22	25.8	22
10.	Pain Court	19	30.1	29
11.	Kent Bridge	8	33.2	22
12.	Bothwell	7	56.0	56
13.	Charing Cross	4	10.0	10
14.	Merlin	3	43.0	43
15.	Muirkirk	2	37.5	38
16.	Croton	2	5.5	6
17.	Morpeth	2	16.5	17
18.	Coatsworth	1		
19.	Erie Beach	1		

1 - 25 / 25



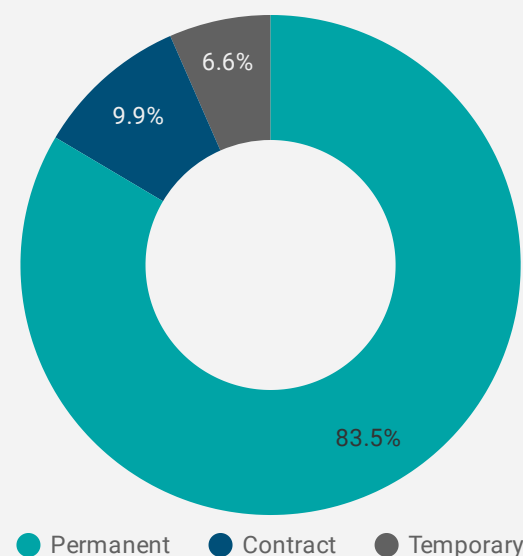
JOB TYPE

Full-time vs Part-time



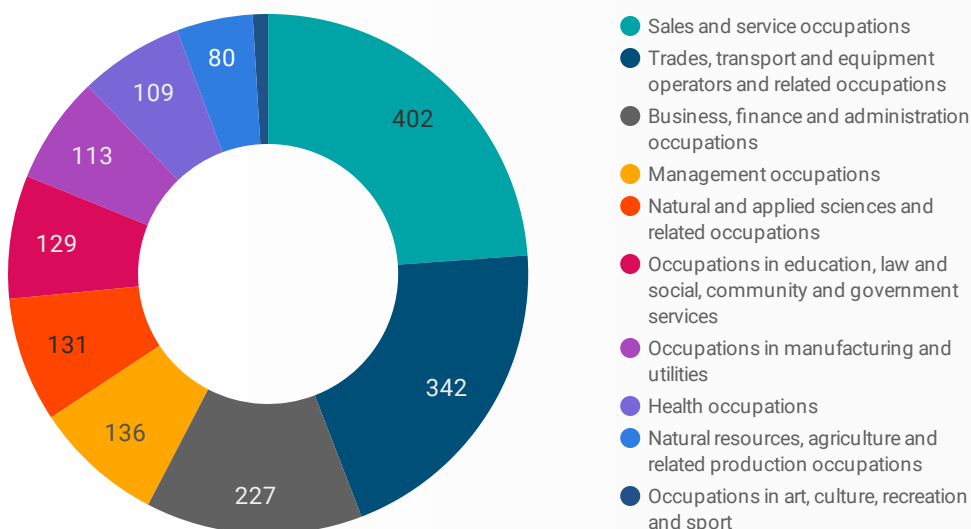
JOB DURATION

Permanency of jobs posted



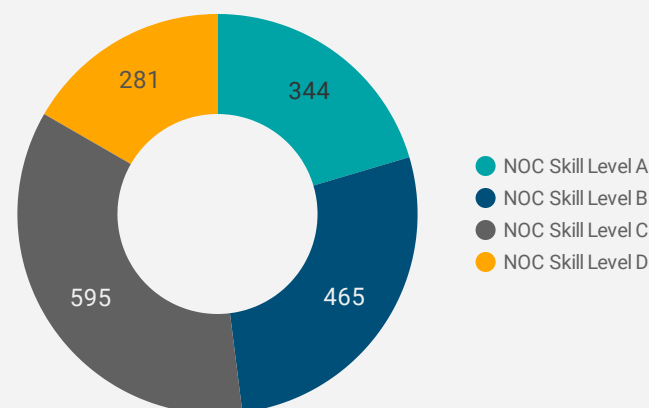
JOB POSTINGS BY SKILL TYPE

What skill type is being recruited?



JOB POSTINGS BY SKILL LEVEL

What education do occupations typically require?



Skill Level A = Usually University education | Skill Level B = Usually College education or Apprenticeship training | Skill Level C = Usually Secondary education or occupation-specific training | Skill Level D = Usually on-the-job training

TOP HIRING EMPLOYERS & AGENCIES

Who is hiring?

	COMPANY	COMMUNITY	POSTINGS COUNT ▾	AVG POSTING LENGTH IN DAYS	MEDIAN POSTING LENGTH IN DAYS
1.	Chatham Kent Health Alliance	Chatham-Kent	60	22.1	22
2.	CarePartners	Chatham-Kent	45	1.1	1
3.	The Municipality of Chatham-Kent	Chatham-Kent	34	22.1	15
4.	Protrans Personnel Services	Chatham-Kent	28	4.4	4
5.	Enbridge Inc.	Chatham-Kent	27	10.4	11
6.	Enbridge Inc.	Chatham	21	18.9	22
7.	Pilot Company	Tilbury	18	11.9	8
8.	Martinrea International Inc.	Chatham-Kent	17	3.3	1
9.	Victorian Order of Nurses / VON	Chatham-Kent	14	68.9	35
10.	Canadian Executive Search Group Inc.	Chatham-Kent	13	23.8	22
11.	Home Depot Canada	Chatham-Kent	13	15.9	15
12.	Shoppers Drug Mart	Chatham	12	15.7	15
13.	Home Depot Canada	Chatham	12	12.3	16
14.	Community Living Wallaceburg	Wallaceburg	12	22.0	22
15.	Reliance Home Comfort	Chatham-Kent	11	2.5	1
16.	Bayshore HealthCare	Chatham-Kent	11	20.4	22
17.	The Employment Solution	Chatham-Kent	10	31.6	33
18.	Whyte's Foods Inc	Wallaceburg	10	17.3	15
19.	Colas	Chatham-Kent	10	29.1	22
20.	Tim Hortons Western Holdings	Chatham-Kent	10	20.4	22
21.	The Co-operators	Chatham-Kent	10	19.2	22
22.	Cascades Casino	Chatham-Kent	9	20.6	22
23.	Renaissance Personnel	Chatham-Kent	9	16.4	17
24.	Oliveira Equipment	Tilbury	8	22.0	22
25.	Canadian Executive Search Group Inc.	Chatham	8	19.0	19
26.	AarKel Tool and Die	Chatham-Kent	8	22.0	22
27.	First Student	Chatham-Kent	8	19.3	9
28.	AarKel Tool and Die	Wallaceburg	8	42.0	42
29.	Cavendish Farms	Wheatley	8	31.0	31
30.	Pride Seeds (Agrelant Genetics)	Pain Court	8	28.6	27
31.	Peeters Mushrooms Inc.	Chatham-Kent	7	22.4	22

TOP HOURLY WAGES IN JOB POSTINGS

What are employers willing to pay to find the perfect candidate?


of Minimum Wage Jobs

97

	JOB TITLE	COMPANY	LOCATION	WAGE VALUE ▾
1.	Greenhouse Manager	2333281 Ontario Ltd	Chatham	75,000 
2.	Network Lead /consultant	Compest Solutions Inc.	Chatham-Kent	90 
3.	Financial Manager	PROSPECTS INTERNATIONAL CONSULTING	Wallaceburg	53 
4.	Financial Manager	Not listed	Wallaceburg	53 
5.	Financial Manager	Canada Albion Co., Ltd.	Wallaceburg	51 
6.	Personnel Training and Development Manager	PROSPECTS INTERNATIONAL CONSULTING	Wallaceburg	48.5 
7.	Personnel Training And Development Manager	Canada Albion Co., Ltd.	Wallaceburg	48.5 
8.	Registered Nurse	The Municipality of Chatham-Kent	Chatham-Kent	47.58 
9.	General Manager, Sales - Trade, Broadcasting And Other Services	1701147 Ontario Inc	Chatham	47 
10.	Talent Acquisition Specialist	Staff Shop	Chatham-Kent	45 
11.	Marketing Manager	Canada Albion Co., Ltd.	Wallaceburg	42.5 
12.	Plumber	McCarron Plumbing & Heating Ltd	Wallaceburg	41.5 
				1 - 100 / 472 < >

TOP SALARIES IN JOB POSTINGS

What are employers willing to pay to find the perfect candidate?

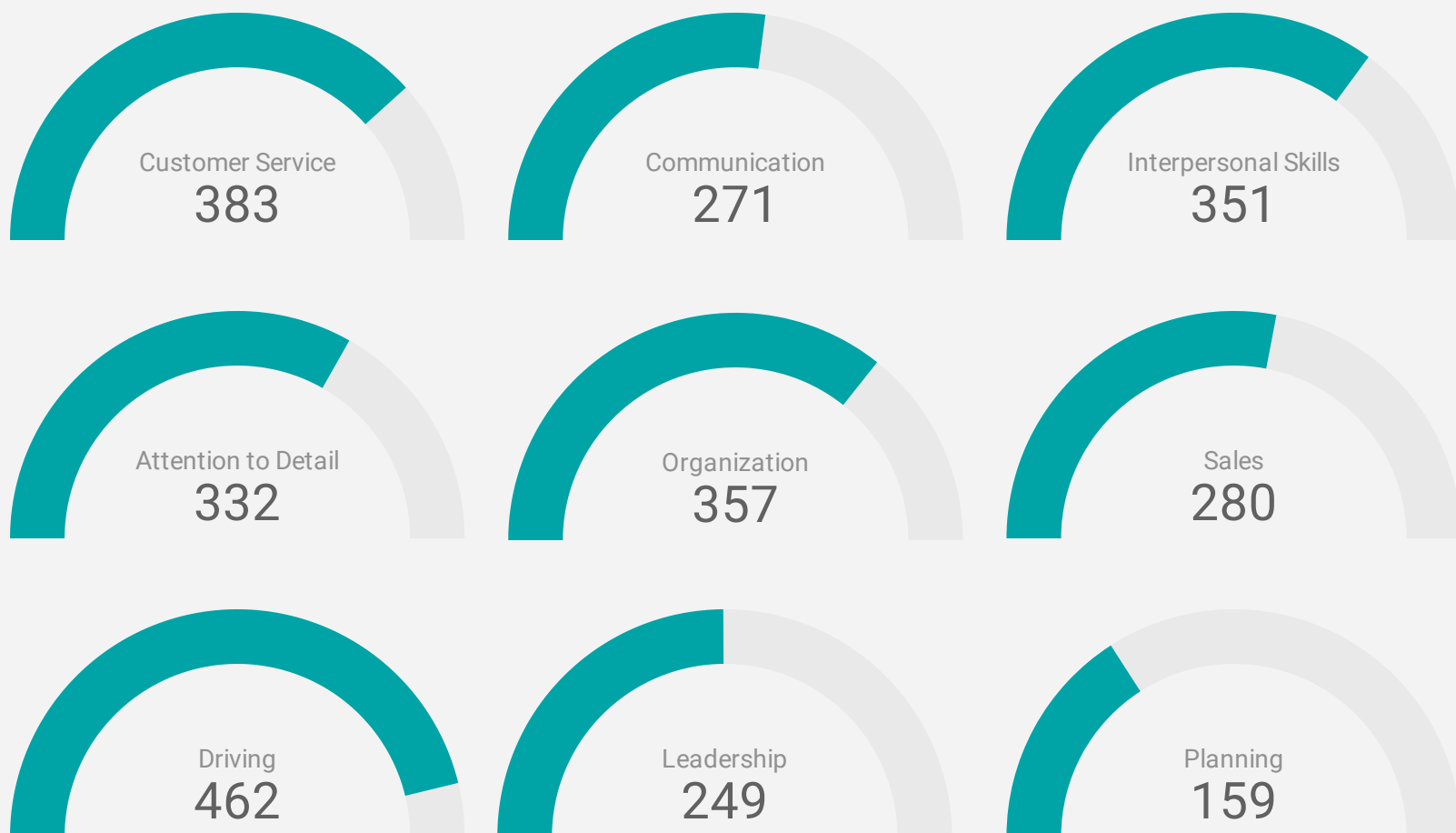
	JOB TITLE	COMPANY	LOCATION	WAGE VALUE ▾
1.	Owner Operator Truck Driver	Milos M&S Transport Ltd.	Chatham-Kent	340,000 
2.	Customer Service Representative	Money Mart	Wallaceburg	250,000 
3.	3d Business Development Sales Representative	KELCOM - 3D Division	Chatham-Kent	150,000 
4.	Real Estate Sales Representative	Royal LePage Real Estate Services	Chatham-Kent	150,000 
5.	Chief Executive Officer	Alzheimer Society of Chatham-Kent	Chatham-Kent	120,000 
6.	Territory Sales Manager	Advantage Farm Equipment Ltd	Chatham-Kent	120,000 
7.	Financial Controller	Dana Canada Corporation	Chatham-Kent	120,000 
8.	Sales Consultant - Tilbury	Oliveira Equipment	Tilbury	120,000 
9.	Project Manager	Pickard Construction	Chatham-Kent	101,000 
10.	Research Analyst	Ministry of Labour, Training and Skills Development	Chatham	100,036 
11.	100,000 
				1 - 100 / 597 < >

TOP IN-DEMAND SKILLS

How many times were these skills found in job postings?

ACTIVE JOB POSTINGS THIS MONTH

1,705

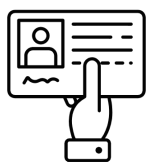


KEY JOB REQUIREMENTS

How often are these requirements desired in job postings?

ACTIVE JOB POSTINGS THIS MONTH

1,705



Driver's License

84



First Aid

93



Regular Access to a Vehi

104



Criminal Record Check

152



Microsoft Office

108



Food Safety

41

TOP OCCUPATIONS BY SKILL, FREQUENCY & DURATION

What jobs are in-demand and/or hard to fill?

	4 DIGIT NOC	4 DIGIT NOC NAME	SKILL LEVEL	POSTING COUNT	AVG POSTING LENGTH IN DAYS	MEDIAN POSTING LENGTH IN DAYS
1.	6421	Retail salespersons	NOC Skill Level C	87	18.3	20
2.	4412	Home support workers, housekeepers and related occupations	NOC Skill Level C	71	8.8	1
3.	7511	Transport truck drivers	NOC Skill Level C	53	18.4	15
4.	9619	Other labourers in processing, manufacturing and utilities	NOC Skill Level D	48	19.8	22
5.	6711	Food counter attendants, kitchen helpers and related support occupations	NOC Skill Level D	46	17.8	22
6.	7452	Material handlers	NOC Skill Level C	43	13.8	15
7.	6552	Other customer and information services representatives	NOC Skill Level C	32	21.7	22
8.	8431	General farm workers	NOC Skill Level C	29	56.3	36.5
9.	7611	Construction trades helpers and labourers	NOC Skill Level D	28	27.4	22
10.	6623	Other sales related occupations	NOC Skill Level D	28	18.8	22
11.	6322	Cooks	NOC Skill Level B	24	39.2	22
12.	1241	Administrative assistants	NOC Skill Level B	24	24.6	22
13.	6731	Light duty cleaners	NOC Skill Level D	23	17.2	21
14.	4212	Social and community service workers	NOC Skill Level B	22	23.3	20
15.	3012	Registered nurses and registered psychiatric nurses	NOC Skill Level A	21	47.9	29
16.	6513	Food and beverage servers	NOC Skill Level C	19	17.7	15
17.	7237	Welders and related machine operators	NOC Skill Level B	19	9.2	1
18.	7441	Residential and commercial installers and servicers	NOC Skill Level C	18	7.3	1.5
19.	111	Financial managers	NOC Skill Level A	17	29.2	22
20.	1414	Receptionists	NOC Skill Level C	17	29.2	22
21.	2123	Agricultural representatives, consultants and specialists	NOC Skill Level A	17	23.8	22
22.	1121	Human resources professionals	NOC Skill Level A	17	23.7	22
23.	3413	Nurse aides, orderlies and patient service associates	NOC Skill Level C	16	21.0	18.5
24.	621	Retail and wholesale trade managers	NOC Skill Level A	16	18.0	15
25.	6611	Cashiers	NOC Skill Level D	16	13.6	15
26.	2172	Database analysts and data administrators	NOC Skill Level A	16	21.6	22
27.	1114	Other financial officers	NOC Skill Level A	16	18.4	17
28.	7514	Delivery and courier service drivers	NOC Skill Level C	16	19.1	22
29.	8612	Landscaping and grounds maintenance labourers	NOC Skill Level D	15	17.9	15
30.	9617	Labourers in food and beverage processing	NOC Skill Level D	14	25.4	22

JOB POSTINGS BY 3-DIGIT NATIONAL OCCUPATION CLASSIFICATION

What jobs are hard to fill and/or in-demand?

	3 DIGIT NOC	3 DIGIT NOC NAME	SKILL LEVEL	POSTING COUNT	AVG POSTING LENGTH IN DAYS	MEDIAN POSTING LENGTH IN DAYS
1.	642	Retail salespersons	NOC Skill Level C	87	18.3	20
2.	751	Motor vehicle and transit drivers	NOC Skill Level C	78	18.4	15
3.	441	Home care providers and educational support occupations	NOC Skill Level C	74	9.2	1
4.	961	Labourers in processing, manufacturing and utilities	NOC Skill Level D	70	22.1	22
5.	671	Food counter attendants, kitchen helpers and related support occupations	NOC Skill Level D	46	17.8	22
6.	662	Other sales support and related occupations	NOC Skill Level D	43	17.2	15.5
7.	745	Longshore workers and material handlers	NOC Skill Level C	43	13.8	15
8.	673	Cleaners	NOC Skill Level D	41	17.6	21.5
9.	843	Agriculture and horticulture workers	NOC Skill Level C	40	47.1	22
10.	111	Auditors, accountants and investment professionals	NOC Skill Level A	38	23.7	22
11.	723	Machining, metal forming, shaping and erecting trades	NOC Skill Level B	34	19.0	3
12.	655	Customer and information services representatives	NOC Skill Level C	33	21.7	22
13.	761	Trades helpers and labourers	NOC Skill Level D	33	25.4	22
14.	124	Office administrative assistants - general, legal and medical	NOC Skill Level B	31	23.1	22
15.	152	Supply chain logistics, tracking and scheduling co-ordination occupations	NOC Skill Level C	31	19.1	22
16.	141	General office workers	NOC Skill Level C	31	25.4	22
17.	011	Senior managers - construction, transportation, production and utilities	NOC Skill Level A	30	29.8	22
18.	421	Paraprofessional occupations in legal, social, community and education services	NOC Skill Level B	29	22.3	19
19.	744	Other installers, repairers and servicers	NOC Skill Level C	28	10.1	8
20.	632	Chefs and cooks	NOC Skill Level B	28	34.5	20
21.	731	Machinery and transportation equipment mechanics (except motor vehicles)	NOC Skill Level B	27	15.6	14.5
22.	012	Senior managers - construction, transportation, production and utilities	NOC Skill Level A	26	26.3	22
23.	861	Harvesting, landscaping and natural resources labourers	NOC Skill Level D	25	19.0	21
24.	143	Financial, insurance and related administrative support workers	NOC Skill Level C	24	18.0	16
25.	122	Administrative and regulatory occupations	NOC Skill Level B	24	25.8	22
26.	651	Occupations in food and beverage service	NOC Skill Level C	23	17.8	15
27.	321	Medical technologists and technicians (except dental health)	NOC Skill Level B	21	19.1	18.5
28.	301	Professional occupations in nursing	NOC Skill Level A	21	47.9	29

JOB POSTINGS BY 2-DIGIT NATIONAL OCCUPATION CLASSIFICATION

What jobs are hard to fill and/or in-demand?

	2 DIGIT NOC	2 DIGIT NOC NAME	SKILL LEVEL	POSTING COUNT	AVG POSTING LENGTH IN DAYS	MEDIAN POSTING LENGTH IN DAYS
1.	72	Industrial, electrical and construction trades	NOC Skill Level B	95	19.3	15
2.	64	Sales representatives and salespersons - wholesale and retail trade	NOC Skill Level C	90	18.3	20
3.	75	Transport and heavy equipment operation and related maintenance occupations	NOC Skill Level C	90	19.2	18.5
4.	67	Service support and other service occupations, n.e.c.	NOC Skill Level D	90	17.8	22
5.	65	Service representatives and other customer and personal services occupations	NOC Skill Level C	76	21.9	22
6.	44	Care providers and educational, legal and public protection support occupations	NOC Skill Level C	75	9.3	1
7.	74	Other installers, repairers and servicers and material handlers	NOC Skill Level C	71	12.4	15
8.	96	Labourers in processing, manufacturing and utilities	NOC Skill Level D	70	22.1	22
9.	21	Professional occupations in natural and applied sciences	NOC Skill Level A	66	17.7	18
10.	22	Technical occupations related to natural and applied sciences	NOC Skill Level B	65	20.3	20
11.	12	Administrative and financial supervisors and administrative occupations	NOC Skill Level B	64	23.5	22
12.	01	Senior managers - construction, transportation, production and utilities	NOC Skill Level A	61	26.9	22
13.	66	Sales support occupations	NOC Skill Level D	59	16.3	15
14.	11	Professional occupations in business and finance	NOC Skill Level A	58	24.3	22
15.	14	Office support occupations	NOC Skill Level C	56	22.6	22
16.	63	Service supervisors and specialized service occupations	NOC Skill Level B	55	35.9	22
17.	73	Maintenance and equipment operation trades	NOC Skill Level B	49	19.1	16
18.	84	Workers in natural resources, agriculture and related production	NOC Skill Level C	43	45.2	22
19.	15	Distribution, tracking and scheduling co-ordination occupations	NOC Skill Level C	40	16.1	22
20.	76	Trades helpers, construction labourers and related occupations	NOC Skill Level D	37	24.4	21
21.	32	Technical occupations in health	NOC Skill Level B	34	21.2	22
22.	31	Professional occupations in health (except nursing)	NOC Skill Level A	34	20.0	20.5
23.	62	Retail sales supervisors and specialized sales occupations	NOC Skill Level B	32	21.6	15.5
24.	42	Paraprofessional occupations in legal, social, community and education services	NOC Skill Level B	29	22.3	19
25.	86	Harvesting, landscaping and natural resources labourers	NOC Skill Level D	25	19.0	21
26.	06	Middle management occupations in retail and wholesale trade and customer services	NOC Skill Level A	25	19.6	22
27.	41	Professional occupations in law and social, community and government services	NOC Skill Level A	23	18.8	22
					1 - 44 / 44	< >

MULTILINGUAL JOB POSTINGS BY THE NUMBERS

ACTIVE POSTINGS
88

NEW POSTINGS
3

COMPANIES
26

LANGUAGES
3

OF DAYS POSTED

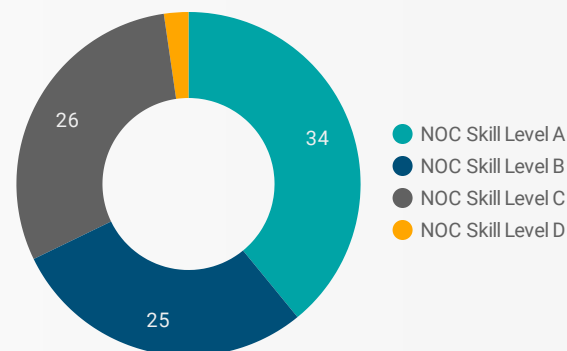
AVERAGE
15.4

MEDIAN
15

MULTILINGUAL JOB POSTINGS BY SKILL LEVEL

What language skills are employers looking for by occupational skill level?

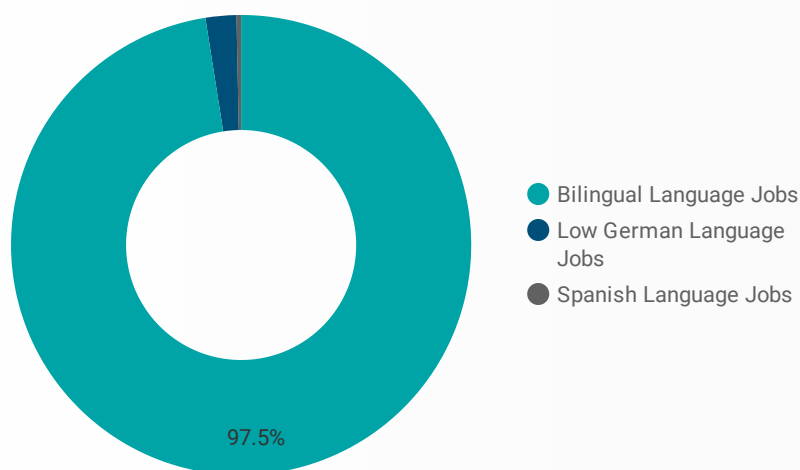
- 34** Skill Level A - Management/ Professional Occupations usually requiring University
- 25** Skill Level B - Usually college education or apprenticeship training
- 26** Skill Level C - Usually secondary education or occupation-specific training
- 2** Skill Level D - Usually on-the-job training



JOB LANGUA...	NOC Skill Level A	NOC Skill Level B	NOC Skill Level C	NOC Skill Level D
French Langu...	2
Bilingual Lan...	5	4	5	
Spanish Lang...	1			
Low German ...		1		

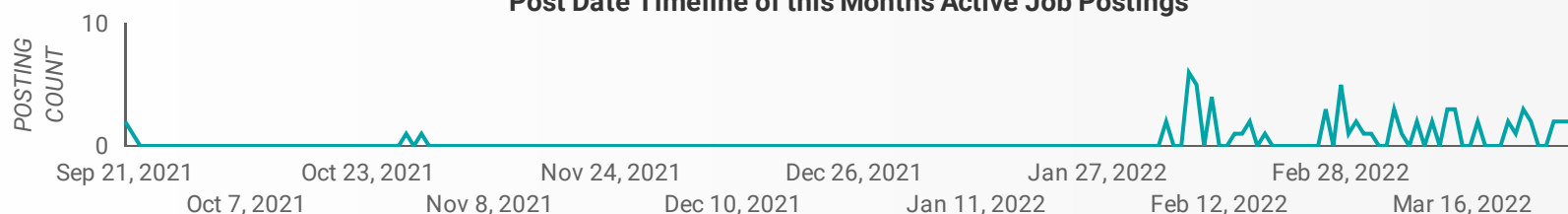
LANGUAGE SKILLS BREAKDOWN

Which kinds of language skills do employers seek?



LANGUAGES	POSTING COUNT
1. Bilingual Language Jobs	86
2. Low German Language Jobs	1
3. Spanish Language Jobs	1

Post Date Timeline of this Month's Active Job Postings



LANGUAGE SKILLS BEING RECRUITED BY SKILL TYPE

What language skills are sought by 1-Digit NOC?

SKILL TYPE NAME	Bilingual Language Jobs	Spanish Language Jobs	Low German Language J...	Grand total
Trades, transport and equipment operator...	3			3
Sales and service occupations	14			14
Occupations in education, law and social, ...	12		1	13
Occupations in art, culture, recreation and ...	1			1
Natural and applied sciences and related o...	5			5
Management occupations	9	1		10
Health occupations	28			28
Business, finance and administration occu...	13			13
Grand total	85	1	1	87

MULTILINGUAL JOB POSTINGS BY COMMUNITY

What language skills are sought by 4-Digit NOC?

	MUNICIPALITY	JOB LANGUAGES ▾	AVG POSTING LENGTH IN DAYS	MEDIAN POSTING LENGTH IN DAYS
1.	Chatham-Kent	62	30.3	22
2.	Chatham	12	15.7	18
3.	Wheatley	4	30.0	30
4.	Pain Court	3	30.5	30.5
5.	Morpeth	1	18.0	18
6.	Ridgetown	1	15.0	15
7.	Merlin	1	15.0	15
8.	Blenheim	1	22.0	22
9.	Dresden	1		
10.	Wallaceburg	1	22.0	22
11.	Thamesville	1	22.0	22

LANGUAGE DEMAND BY JOB

What language skills are sought by 4-Digit NOC?

4 DIGIT NOC NAME		POSTINGS ▾
1.	Registered nurses and registered psychiatri...	12
2.	Licensed practical nurses	6
3.	Retail salespersons	6
4.	Other customer and information services re...	5
5.	Home support workers, housekeepers and r...	4
6.	Advertising, marketing and public relations ...	4
7.	Social and community service workers	3
8.	Nurse aides, orderlies and patient service a...	3
9.	Other professional occupations in therapy a...	3
10.	Receptionists	3
11.	Social workers	2
12.	Letter carriers	2
13.	Medical administrative assistants	2
14.	Financial managers	2
15.	Managers in health care	2
16.	Human resources professionals	2
17.	Medical radiation technologists	2
18.	User support technicians	1
19.	Inspectors in public and environmental heal...	1
20.	Elementary and secondary school teacher a...	1
21.	Food counter attendants, kitchen helpers an...	1
22.	Managers in agriculture	1
23.	Cardiology technologists and electrophysiol...	1
24.	Administrative officers	1
25.	General office support workers	1
26.	Technical occupations related to museums ...	1
27.	Conservation and fishery officers	1
28.	Senior managers - health, education, social ...	1
29.	Biologists and related scientists	1
30.	Light duty cleaners	1
31.	Biological technologists and technicians	1
32.	Other repairers and servicers	1

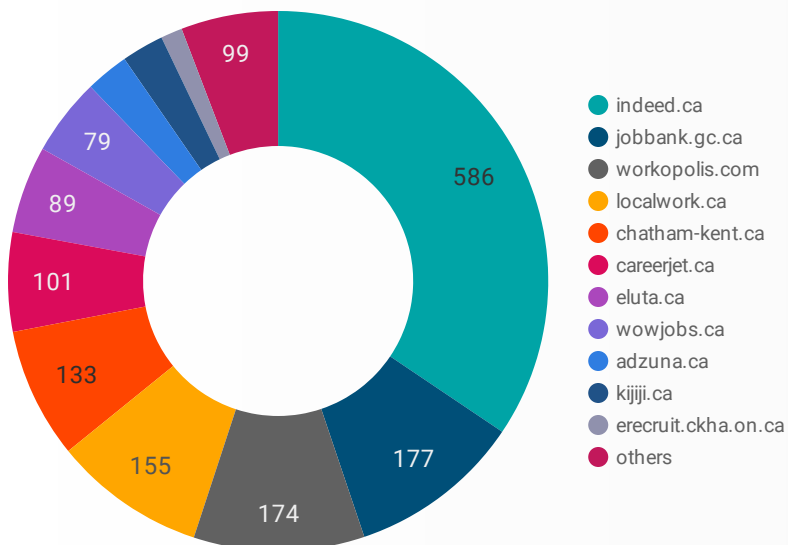
MULTILINGUAL HIRING EMPLOYERS

Which employers are seeking multilingual candidates?

COMPANY		POSTINGS ▾
1.	Chatham Kent Health Alliance	24
2.	Victorian Order of Nurses / VON	14
3.	Bell Canada	6
4.	Various Ministries	5
5.	Home and Community Care Support Services Erie St. Clair	5
6.	St. Andrew's Residence, Chatham	4
7.	Canadian Cancer Society	3
8.	Linck	3
9.	Guspro Inc.	2
10.	Canada Post Corp	2
11.	The Municipality of Chatham-Kent	2
12.	Fintech Select Ltd.	2
13.	Protrans Personnel Services	2
14.	Pride Seeds (Agrelant Genetics)	2
15.	Canadian Red Cross	1
16.	Alzheimer Society of Chatham-Kent	1
17.	Adult Language and Learning	1
18.	Elections Ontario	1
19.	Collège Boréal	1
20.	St. Clair Catholic District School Board	1
21.	Chatham-Kent Hospice Foundation	1
22.	Reitmans	1
23.	ZIMMER AIR SERVICES INC	1
24.	Personnel by Prostaff	1
25.	TD Bank Group	1
26.	Sunshine Asparagus Farms	1

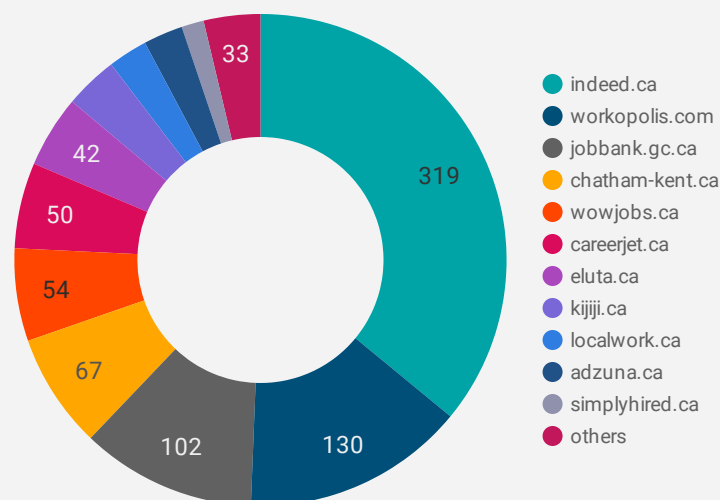
JOB POSTINGS BY JOB BOARD

What share of unique job postings appear on each job board?



COMPANIES BY JOB BOARD

What share of unique job postings appear on each job board?



JOB POSTING DETAILS BY JOB BOARD

How does job posting activity differ by job board?

	JOB BOARD	POSTING COUNT ▾	AVG POSTING LENGTH IN DAYS	MEDIAN POSTING LENGTH IN DAYS	# OF COMPANIES
1.	indeed.ca	586	21.8	22	319
2.	jobbank.gc.ca	177	42.3	30	102
3.	workopolis.com	174	14.9	15	130
4.	localwork.ca	155	3.1	1	23
5.	chatham-kent.ca	133	27.6	29	67
6.	careerjet.ca	101	25.0	14	50
7.	eluta.ca	89	20.4	22	42
8.	wowjobs.ca	79	14.9	15	54
9.	adzuna.ca	44	14.7	15	23
10.	kijiji.ca	43	15.0	15	31
11.	erecruit.ckha.on.ca	22			1
12.	jobillico.com	17	8.9	5	10
13.	simplyhired.ca	15	15.0	15	13
14.	careerarc.com	15	62.1	13	4
15.	canadianexecutivesearch.com	11	24.4	26	1
16.	gojobs.gov.on.ca	10	20.7	18	4
17.	chatham-kent.njoyn.com	9	34.6	20	1
18.	aarkel.com	6			1