



# JOB DEMAND REPORT

## MAY 2022

### HIGHLIGHTS

#### JOB POSTINGS BY THE NUMBERS

POSTING COUNT	NEW THIS MONTH	COMPANIES	JOB BOARDS
1,575	990	607	31

#### # OF DAYS POSTED

AVERAGE	MEDIAN
18.2	16

### REPORT BUILDER

The default filter selection below will show all job demand data for the month. You can use the filters to create a customized report for the purpose of understanding a subset of the data.

#### OCCUPATION FILTERS

SKILL TYPE NAME / 1-DIGIT NOC

MAJOR GROUP / 2-DIGIT NOC

MINOR GROUP / 3-DIGIT NOC

UNIT GROUP / 4-DIGIT NOC

SKILL LEVEL

JOB TYPE

JOB DURATION

ADDITIONAL LANGUAGE

SPECIFIC JOB TAGS

#### OTHER FILTERS

JOB BOARD

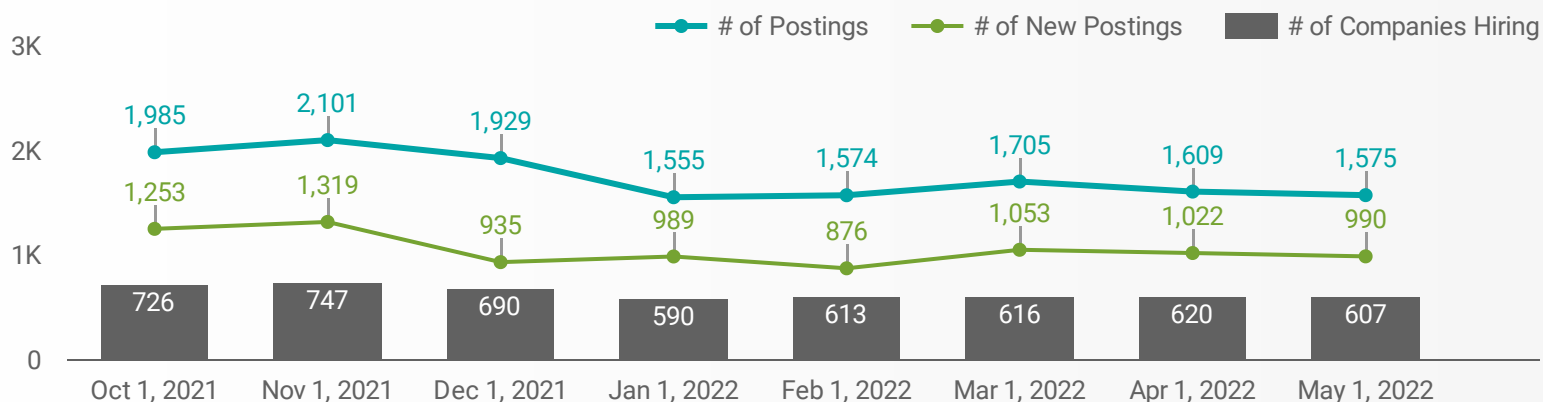
NOC = National Occupation Classification | NAICS = North American Industry Classification System

**Source:**

Job posting data collected by the chathamkentjobs.com from job boards and employer websites who recruit candidates in the Municipality of Chatham-Kent.

## JOB POSTINGS BY MONTH FOR CHATHAM-KENT

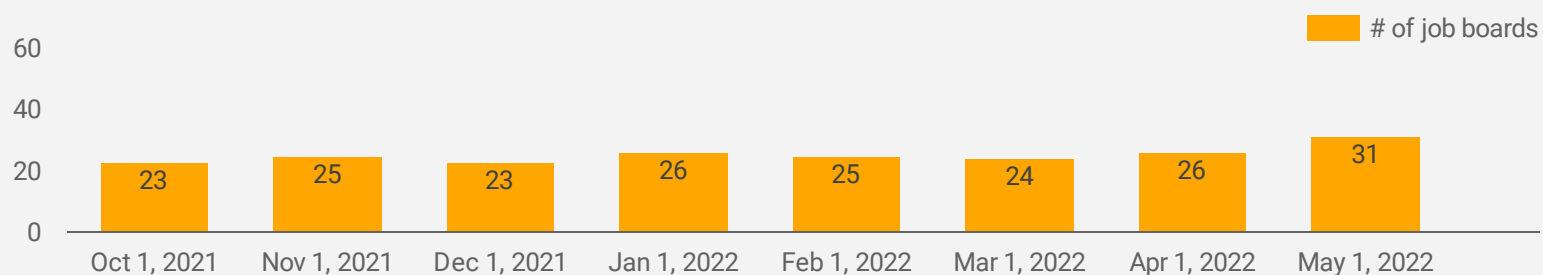
How many job postings were active for at least 1 day this month?



NOTE: This graph cannot be filtered using the controls on the cover page

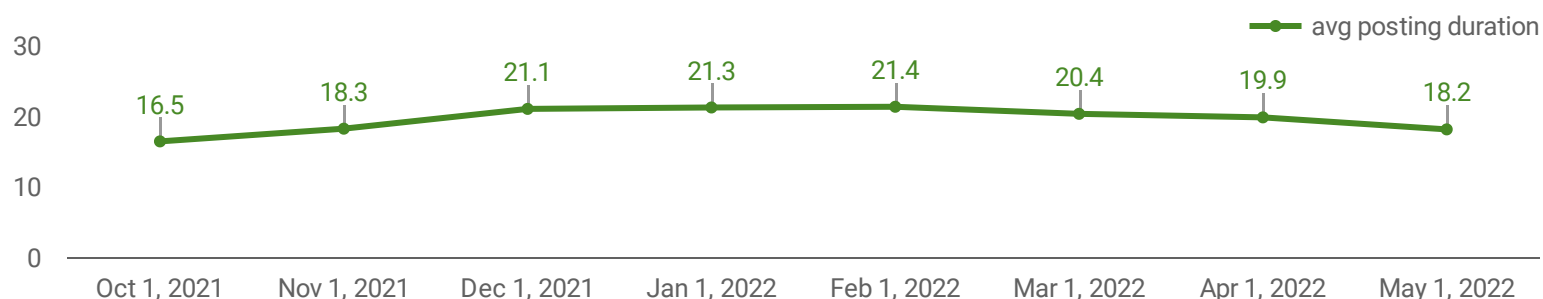
## NUMBER OF ACTIVE JOB BOARDS

How many job postings were active for at least 1 day this month on these job boards?



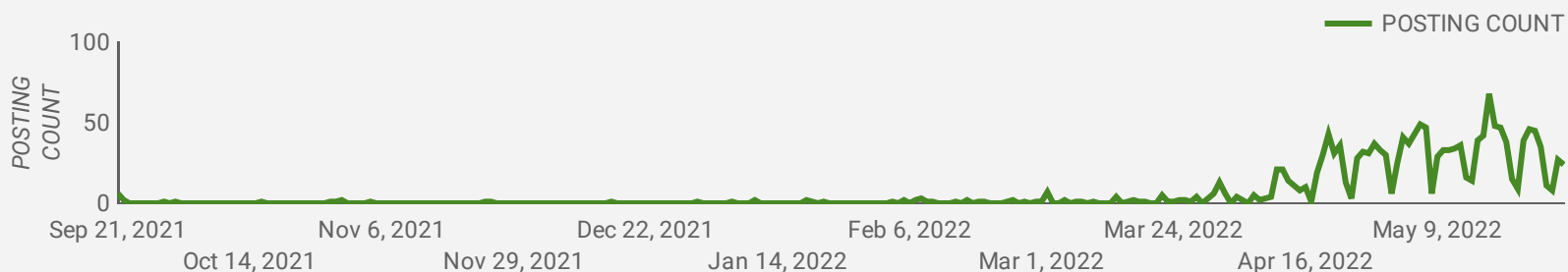
## AVG & MEDIAN POSTING LENGTH BY DAYS

How long are employers having to recruit for to find candidates to fill their job vacancies?



## POST DATE TIMELINE FOR THIS MONTH'S ACTIVE JOB POSTINGS

How many job postings were active for at least 1 day this month?



## JOB POSTINGS BY COMMUNITY

How many job postings were active for at least 1 day this month?

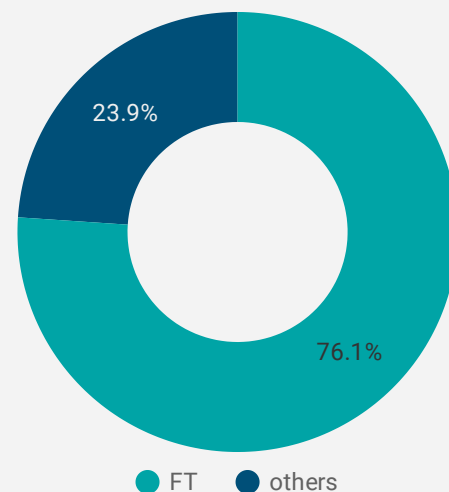
	COMMUNITY	POSTING COUNT	AVG POSTING LENGTH IN DAYS	MEDIAN POSTING LENGTH IN DAYS
1.	Chatham-Kent	876	17.0	16
2.	Chatham	241	17.7	15
3.	Wallaceburg	135	21.2	22
4.	Blenheim	100	24.5	22
5.	Tilbury	78	18.4	15
6.	Dresden	53	14.4	6
7.	Ridgetown	26	19.9	22
8.	Wheatley	19	17.7	15
9.	Bothwell	9	47.9	22
10.	Thamesville	7	17.4	22
11.	Tupperville	6	18.5	19
12.	North Buxton	4	15.0	15
13.	Kent Bridge	4	57.0	57
14.	Pain Court	3	15.0	15
15.	Merlin	2	8.0	8
16.	Dover Centre	2	22.0	22
17.	Morpeth	2	32.0	32
18.	Walpole Island	2	15.0	15
19.	Grande Pointe	1		

1 - 24 / 24



## JOB TYPE

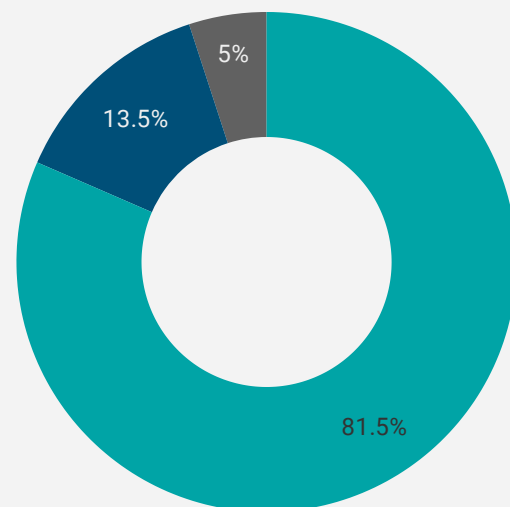
Full-time vs Part-time



● FT ● others

## JOB DURATION

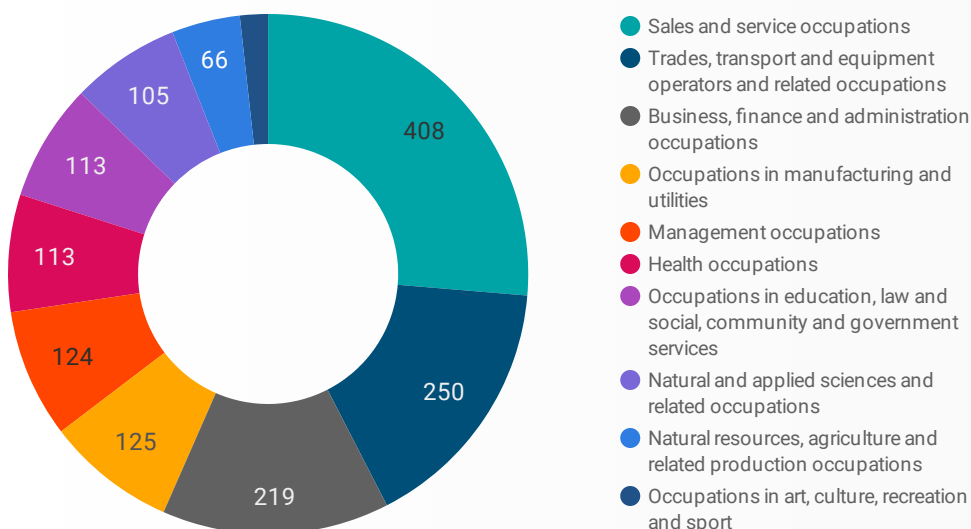
Permanency of jobs posted



● Permanent ● Contract ● Temporary

## JOB POSTINGS BY SKILL TYPE

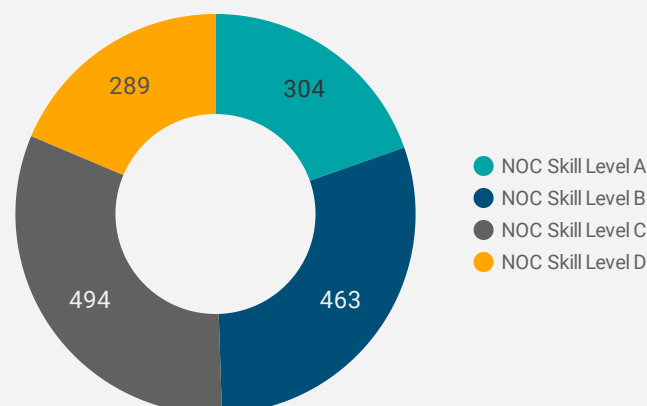
What skill type is being recruited?



- Sales and service occupations
- Trades, transport and equipment operators and related occupations
- Business, finance and administration occupations
- Occupations in manufacturing and utilities
- Management occupations
- Health occupations
- Occupations in education, law and social, community and government services
- Natural and applied sciences and related occupations
- Natural resources, agriculture and related production occupations
- Occupations in art, culture, recreation and sport

## JOB POSTINGS BY SKILL LEVEL

What education do occupations typically require?



● NOC Skill Level A  
● NOC Skill Level B  
● NOC Skill Level C  
● NOC Skill Level D

Skill Level A = Usually University education | Skill Level B = Usually College education or Apprenticeship training | Skill Level C = Usually Secondary education or occupation-specific training | Skill Level D = Usually on-the-job training

## TOP HIRING EMPLOYERS & AGENCIES

Who is hiring?

	COMPANY	COMMUNITY	POSTINGS COUNT ▾	AVG POSTING LENGTH IN DAYS	MEDIAN POSTING LENGTH IN DAYS
1.	Chatham Kent Health Alliance	Chatham-Kent	46	16.3	22
2.	The Municipality of Chatham-Kent	Chatham-Kent	40	14.3	15
3.	Enbridge Inc.	Chatham-Kent	26	3.6	1
4.	CarePartners	Chatham-Kent	24	1.2	1
5.	Martinrea International Inc.	Chatham-Kent	21	20.6	22
6.	Victorian Order of Nurses / VON	Chatham-Kent	19	36.6	26
7.	Accountivity	Dresden	18	1.8	1
8.	Canadian Executive Search Group Inc.	Chatham-Kent	17	16.6	15
9.	Walmart Canada Corp.	Chatham-Kent	15	13.5	15
10.	Linck	Chatham-Kent	14	21.1	22
11.	Enbridge Inc.	Chatham	14	22.0	22
12.	Home Depot Canada	Chatham	14	13.5	16
13.	Pilot Company	Tilbury	13	14.8	15
14.	ServiceMaster Clean	Chatham-Kent	12	5.1	1
15.	Bayshore HealthCare	Chatham-Kent	11	22.8	22
16.	Protrans Personnel Services	Chatham-Kent	11	9.5	6
17.	Tim Hortons   Western Holdings	Chatham-Kent	10	22.0	22
18.	Peeters Mushrooms Inc.	Chatham-Kent	10	16.9	19
19.	Canadian Executive Search Group Inc.	Chatham	10	13.0	7
20.	Whyte's Foods Inc	Wallaceburg	10	16.5	15
21.	Retro Suites Hotel	Chatham-Kent	9	22.0	22
22.	Revera	Chatham	9	21.2	22
23.	Conagra Brands, Inc.	Dresden	9	18.0	18
24.	Cascades Casino	Chatham-Kent	9	7.0	5
25.	Shoppers Drug Mart	Chatham	9	14.4	15
26.	The Best Connection	Chatham-Kent	8	2.4	1
27.	Arctic Heating & Cooling	Chatham-Kent	8	53.5	54
28.	Dillon Consulting Limited	Chatham-Kent	8	1.0	1
29.	TransForm Shared Service Organization	Chatham-Kent	8	22.0	22
30.	Revera	Ridgetown	7	22.0	22
31.	First Student	Chatham-Kent	7	6.3	4

## TOP HOURLY WAGES IN JOB POSTINGS

What are employers willing to pay to find the perfect candidate?

# of Minimum Wage Jobs

70

	JOB TITLE	COMPANY	LOCATION	WAGE VALUE ▾
1.	Esc 034/22 Permanent Full Time Nurse Practitioner Cnpct2 - Ip	Home and Community Care Support Services Erie St. Clair	Chatham	67.35 
2.	Financial Manager	Canada Albion Co., Ltd.	Wallaceburg	53 
3.	Financial Manager	PROSPECTS INTERNATIONAL CONSULTING	Wallaceburg	53 
4.	Personnel Training And Development Manager	Canada Albion Co., Ltd.	Wallaceburg	48.5 
5.	Personnel Training and Development Manager	PROSPECTS INTERNATIONAL CONSULTING	Wallaceburg	48.5 
6.	Temporary Full Time Hospital Care Coordinators	Home and Community Care Support Services Erie St. Clair	Chatham-Kent	48.32 
7.	Temporary Full Time Care Coordinators	Home and Community Care Support Services Erie St. Clair	Chatham-Kent	48.32 
8.	Registered Nurse	The Municipality of Chatham-Kent	Chatham-Kent	47.58 
9.	Home And Community Care Supervisor	Walpole Island First Nation	Walpole Island	46.72 
10.	Marketing Manager	Canada Albion Co., Ltd.	Wallaceburg	42.5 
11.	Roofer/shingler	DR Roofing	Chatham-Kent	42 
				1 - 100 / 307 < >

## TOP SALARIES IN JOB POSTINGS

What are employers willing to pay to find the perfect candidate?

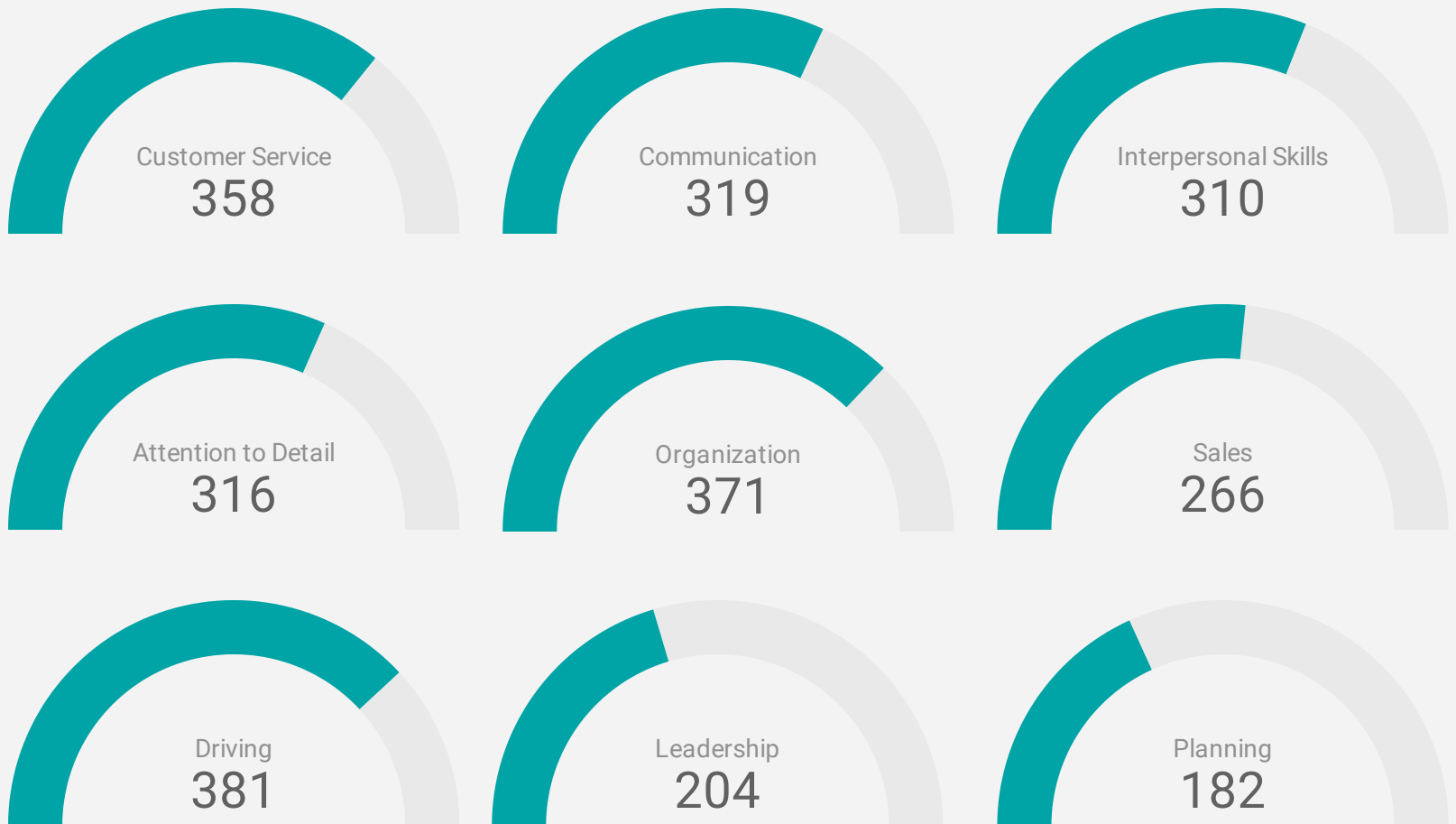
	JOB TITLE	COMPANY	LOCATION	WAGE VALUE ▾
1.	Manager, Privacy & Information	The Municipality of Chatham-Kent	Chatham-Kent	117,990 
2.	Focus Factory Manager	KSR INTERNATIONAL	Ridgetown	110,000 
3.	Accounting Manager	Manufacturing (DTACC)	Blenheim	110,000 
4.	Professional Highway And Local Truck Drivers \$26.15 - 32.50 Per Hr.	Harold Marcus Limited	Chatham-Kent	100,000 
5.	Financial Services Manager (permanent, Full Time)	St. Andrew's Residence, Chatham	Chatham-Kent	93,000 
6.	Financial Service Manager	Hyundai of Chatham	Chatham-Kent	92,000 
7.	Veterinarian	Dresden Veterinary Clinic	Dresden	90,000 
8.	General Accountant "HOT!!!"	Canadian Executive Search Group Inc.	Blenheim	90,000 
9.	Owner Experience Representative - Blenheim	Libro Credit Union	Blenheim	84,000 
10.	Human Resources Manager	Peeters Mushroom Inc.	Charing Cross	80,000 
				1 - 100 / 375 < >

## TOP IN-DEMAND SKILLS

How many times were these skills found in job postings?

ACTIVE JOB POSTINGS THIS MONTH

1,575



## KEY JOB REQUIREMENTS

How often are these requirements desired in job postings?

ACTIVE JOB POSTINGS THIS MONTH

1,575



Driver's License

73



First Aid

90



Regular Access to a Vehi

109



Criminal Record Check

122



Microsoft Office

116



Food Safety

48

## TOP OCCUPATIONS BY SKILL, FREQUENCY & DURATION

What jobs are in-demand and/or hard to fill?

	4 DIGIT NOC	4 DIGIT NOC NAME	SKILL LEVEL	POSTING COUNT	AVG POSTING LENGTH IN DAYS	MEDIAN POSTING LENGTH IN DAYS
1.	6421	Retail salespersons	NOC Skill Level C	81	17.5	16
2.	9619	Other labourers in processing, manufacturing and utilities	NOC Skill Level D	65	17.8	19
3.	4412	Home support workers, housekeepers and related occupations	NOC Skill Level C	49	7.8	1.5
4.	6711	Food counter attendants, kitchen helpers and related support occupations	NOC Skill Level D	48	19.9	22
5.	6552	Other customer and information services representatives	NOC Skill Level C	45	21.9	15
6.	7511	Transport truck drivers	NOC Skill Level C	37	18.6	15
7.	6322	Cooks	NOC Skill Level B	30	19.0	22
8.	6731	Light duty cleaners	NOC Skill Level D	28	10.2	9.5
9.	7611	Construction trades helpers and labourers	NOC Skill Level D	27	20.2	19
10.	3233	Licensed practical nurses	NOC Skill Level B	23	33.2	22
11.	1111	Financial auditors and accountants	NOC Skill Level A	22	6.9	2
12.	7452	Material handlers	NOC Skill Level C	22	17.8	17
13.	8431	General farm workers	NOC Skill Level C	22	34.4	16
14.	4212	Social and community service workers	NOC Skill Level B	22	20.0	21
15.	3012	Registered nurses and registered psychiatric nurses	NOC Skill Level A	21	22.0	22
16.	1241	Administrative assistants	NOC Skill Level B	20	18.8	15
17.	1431	Accounting and related clerks	NOC Skill Level C	20	9.9	3
18.	6311	Food service supervisors	NOC Skill Level B	19	16.8	15
19.	621	Retail and wholesale trade managers	NOC Skill Level A	19	18.4	18.5
20.	1114	Other financial officers	NOC Skill Level A	17	13.1	15
21.	9617	Labourers in food and beverage processing	NOC Skill Level D	16	16.0	15.5
22.	6611	Cashiers	NOC Skill Level D	16	14.8	15
23.	8612	Landscaping and grounds maintenance labourers	NOC Skill Level D	16	14.4	15
24.	6733	Janitors, caretakers and building superintendents	NOC Skill Level D	16	17.5	22
25.	311	Managers in health care	NOC Skill Level A	16	27.4	21
26.	7311	Construction millwrights and industrial mechanics	NOC Skill Level B	15	17.0	17
27.	8432	Nursery and greenhouse workers	NOC Skill Level C	14	30.2	22
28.	7514	Delivery and courier service drivers	NOC Skill Level C	14	16.2	15
29.	3413	Nurse aides, orderlies and patient service associates	NOC Skill Level C	14	24.6	22
30.	6623	Other sales related occupations	NOC Skill Level D	14	18.5	22

## JOB POSTINGS BY 3-DIGIT NATIONAL OCCUPATION CLASSIFICATION

What jobs are hard to fill and/or in-demand?

	3 DIGIT NOC	3 DIGIT NOC NAME	SKILL LEVEL	POSTING COUNT ▼	AVG POSTING LENGTH IN DAYS	MEDIAN POSTING LENGTH IN DAYS
1.	961	Labourers in processing, manufacturing and utilities	NOC Skill Level D	90	18.6	17
2.	642	Retail salespersons	NOC Skill Level C	81	17.5	16
3.	751	Motor vehicle and transit drivers	NOC Skill Level C	58	16.4	15
4.	673	Cleaners	NOC Skill Level D	53	13.9	15
5.	441	Home care providers and educational support occupations	NOC Skill Level C	50	8.0	2
6.	671	Food counter attendants, kitchen helpers and related support occupations	NOC Skill Level D	48	19.9	22
7.	655	Customer and information services representatives	NOC Skill Level C	47	21.9	15
8.	111	Auditors, accountants and investment professionals	NOC Skill Level A	46	10.8	9.5
9.	843	Agriculture and horticulture workers	NOC Skill Level C	36	32.8	16
10.	632	Chefs and cooks	NOC Skill Level B	36	18.6	22
11.	421	Paraprofessional occupations in legal, social, community and education services	NOC Skill Level B	33	18.3	15.5
12.	143	Financial, insurance and related administrative support workers	NOC Skill Level C	33	11.4	11
13.	122	Administrative and regulatory occupations	NOC Skill Level B	32	18.6	15
14.	761	Trades helpers and labourers	NOC Skill Level D	31	21.3	19
15.	341	Assisting occupations in support of health services	NOC Skill Level C	26	22.3	22
16.	731	Machinery and transportation equipment mechanics (except motor vehicles)	NOC Skill Level B	26	16.6	16
17.	323	Other technical occupations in health care	NOC Skill Level B	25	32.4	22
18.	662	Other sales support and related occupations	NOC Skill Level D	24	18.0	22
19.	861	Harvesting, landscaping and natural resources labourers	NOC Skill Level D	22	15.8	15
20.	745	Longshore workers and material handlers	NOC Skill Level C	22	17.8	17
21.	301	Professional occupations in nursing	NOC Skill Level A	22	22.0	22
22.	152	Supply chain logistics, tracking and scheduling co-ordination occupations	NOC Skill Level C	22	14.9	15.5
23.	631	Service supervisors	NOC Skill Level B	22	18.5	18.5
24.	723	Machining, metal forming, shaping and erecting trades	NOC Skill Level B	21	27.4	22
25.	124	Office administrative assistants - general, legal and medical	NOC Skill Level B	21	18.8	15
26.	651	Occupations in food and beverage service	NOC Skill Level C	21	15.1	15
27.	112	Human resources and business service professionals	NOC Skill Level A	21	12.7	15
28.	012	Senior managers - construction, transportation, production and utilities	NOC Skill Level A	20	23.2	22



## JOB POSTINGS BY 2-DIGIT NATIONAL OCCUPATION CLASSIFICATION

What jobs are hard to fill and/or in-demand?

	2 DIGIT NOC	2 DIGIT NOC NAME	SKILL LEVEL	POSTING COUNT	AVG POSTING LENGTH IN DAYS	MEDIAN POSTING LENGTH IN DAYS
1.	67	Service support and other service occupations, n.e.c.	NOC Skill Level D	103	16.8	18
2.	96	Labourers in processing, manufacturing and utilities	NOC Skill Level D	90	18.6	17
3.	65	Service representatives and other customer and personal services occupations	NOC Skill Level C	87	18.3	15
4.	64	Sales representatives and salespersons - wholesale and retail trade	NOC Skill Level C	83	17.5	16
5.	72	Industrial, electrical and construction trades	NOC Skill Level B	72	25.0	20
6.	22	Technical occupations related to natural and applied sciences	NOC Skill Level B	70	18.3	18.5
7.	75	Transport and heavy equipment operation and related maintenance occupations	NOC Skill Level C	70	17.0	15
8.	63	Service supervisors and specialized service occupations	NOC Skill Level B	69	20.0	22
9.	11	Professional occupations in business and finance	NOC Skill Level A	67	11.4	13
10.	12	Administrative and financial supervisors and administrative occupations	NOC Skill Level B	62	19.3	15
11.	14	Office support occupations	NOC Skill Level C	54	16.4	15
12.	44	Care providers and educational, legal and public protection support occupations	NOC Skill Level C	52	8.4	2
13.	73	Maintenance and equipment operation trades	NOC Skill Level B	43	22.0	18.5
14.	32	Technical occupations in health	NOC Skill Level B	42	25.9	22
15.	66	Sales support occupations	NOC Skill Level D	40	16.6	15
16.	01	Senior managers - construction, transportation, production and utilities	NOC Skill Level A	40	23.1	22
17.	84	Workers in natural resources, agriculture and related production	NOC Skill Level C	37	32.3	19
18.	21	Professional occupations in natural and applied sciences	NOC Skill Level A	35	11.7	6
19.	76	Trades helpers, construction labourers and related occupations	NOC Skill Level D	34	22.3	19
20.	42	Paraprofessional occupations in legal, social, community and education services	NOC Skill Level B	33	18.3	15.5
21.	74	Other installers, repairers and servicers and material handlers	NOC Skill Level C	31	22.5	22
22.	06	Middle management occupations in retail and wholesale trade and customer services	NOC Skill Level A	28	19.4	22
23.	34	Assisting occupations in support of health services	NOC Skill Level C	26	22.3	22
24.	62	Retail sales supervisors and specialized sales occupations	NOC Skill Level B	26	15.2	15
25.	15	Distribution, tracking and scheduling co-ordination occupations	NOC Skill Level C	24	15.3	15.5
26.	31	Professional occupations in health (except nursing)	NOC Skill Level A	23	23.5	15.5
27.	41	Professional occupations in law and social, community and government services	NOC Skill Level A	23	18.5	22
					1 - 43 / 43	< >

## MULTILINGUAL JOB POSTINGS BY THE NUMBERS

ACTIVE POSTINGS  
**76**

NEW POSTINGS  
**1**

COMPANIES  
**25**

LANGUAGES  
**1**

## # OF DAYS POSTED

AVERAGE  
**12.4**

MEDIAN  
**11**

## MULTILINGUAL JOB POSTINGS BY SKILL LEVEL

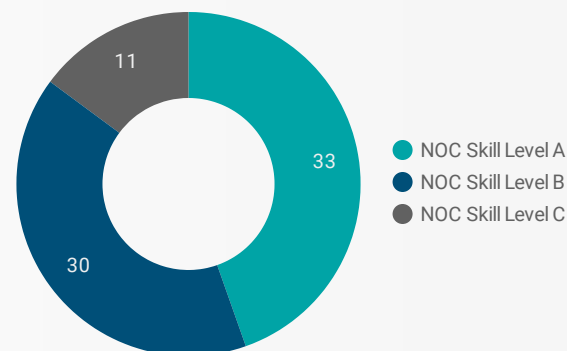
What language skills are employers looking for by occupational skill level?

**33** Skill Level A - Management/ Professional Occupations usually requiring University

**30** Skill Level B - Usually college education or apprenticeship training

**11** Skill Level C - Usually secondary education or occupation-specific training

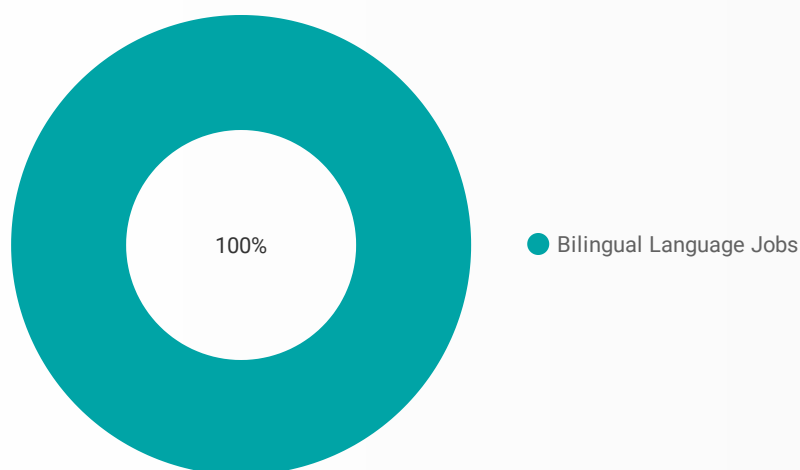
**0** Skill Level D - Usually on-the-job training



JOB LANGUAGE	NOC Skill Level A	NOC Skill Level B	NOC Skill Level C
French Language	...	...	9
Bilingual Language	2	4	2

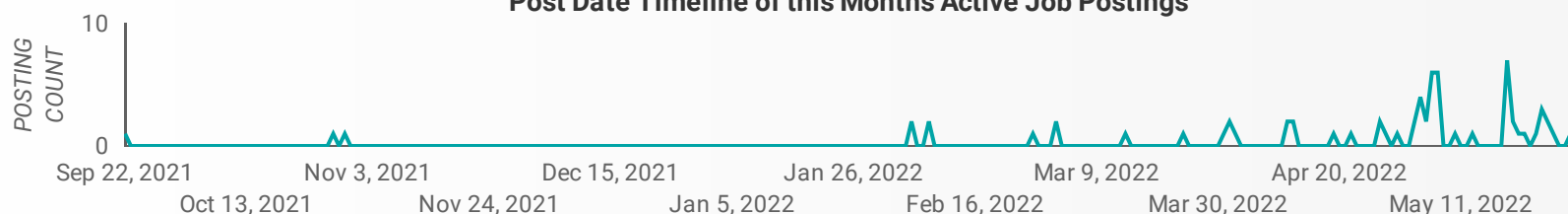
## LANGUAGE SKILLS BREAKDOWN

Which kinds of language skills do employers seek?



LANGUAGES	POSTING COUNT
1. Bilingual Language Jobs	76

## Post Date Timeline of this Month's Active Job Postings



## LANGUAGE SKILLS BEING RECRUITED BY SKILL TYPE

What language skills are sought by 1-Digit NOC?

SKILL TYPE NAME	Bilingual Language Jobs	Grand total
Trades, transport and equipment operator...	2	2
Sales and service occupations	5	5
Occupations in education, law and social, ...	16	16
Occupations in art, culture, recreation and ...	1	1
Natural and applied sciences and related o...	4	4
Management occupations	12	12
Health occupations	30	30
Business, finance and administration occu...	4	4
Grand total	74	74

## MULTILINGUAL JOB POSTINGS BY COMMUNITY

What language skills are sought by 4-Digit NOC?

	MUNICIPALITY	JOB LANGUAGES ▾	AVG POSTING LENGTH IN DAYS	MEDIAN POSTING LENGTH IN DAYS
1.	Chatham-Kent	55	24.4	22
2.	Chatham	14	5.4	4
3.	Wallaceburg	2	3.0	3
4.	Dresden	2	14.0	14
5.	Morpeth	1	42.0	42
6.	Ridgetown	1	22.0	22
7.	Wheatley	1	32.0	32

## LANGUAGE DEMAND BY JOB

What language skills are sought by 4-Digit NOC?

4 DIGIT NOC NAME	POSTINGS
1. Registered nurses and registered psychiatri...	11
2. Managers in health care	10
3. Licensed practical nurses	9
4. Social and community service workers	6
5. Retail salespersons	4
6. Social workers	4
7. Elementary school and kindergarten teachers	2
8. Computer network technicians	2
9. Allied primary health practitioners	2
10. Nurse aides, orderlies and patient service a...	2
11. Early childhood educators and assistants	2
12. Human resources and recruitment officers	1
13. Other assisting occupations in support of h...	1
14. Construction millwrights and industrial mec...	1
15. Financial managers	1
16. Other customer and information services re...	1
17. Other technical occupations in therapy and ...	1
18. Medical radiation technologists	1
19. Dental assistants	1
20. Payroll administrators	1
21. Contractors and supervisors, electrical trad...	1
22. Managers in social, community and correcti...	1
23. Instructors of persons with disabilities	1
24. Other instructors	1
25. Program leaders and instructors in recreati...	1
26. Accounting and related clerks	1
27. Employment insurance, immigration, border ...	1
28. Inspectors in public and environmental heal...	1
29. Conservation and fishery officers	1
30. Other professional occupations in therapy a...	1
31. Occupational therapists	1

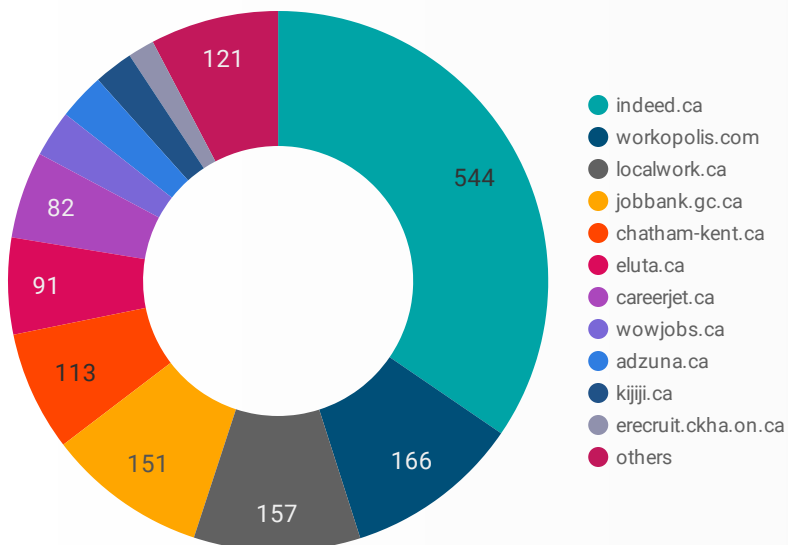
## MULTILINGUAL HIRING EMPLOYERS

Which employers are seeking multilingual candidates?

COMPANY	POSTINGS
1. Victorian Order of Nurses / VON	17
2. Linck	14
3. Chatham Kent Health Alliance	13
4. Victorian Order of Nurses for Canada	5
5. The Municipality of Chatham-Kent	4
6. Home and Community Care Support Services Erie St. Clair	2
7. St. Clair Catholic District School Board	2
8. Liquor Control Board of Ontario	2
9. Conseil scolaire catholique Providence	1
10. Bayshore HealthCare	1
11. Chatham-Kent Community Health Centres	1
12. Contact North	1
13. St. Andrew's Residence, Chatham	1
14. New Beginnings ABI and Stroke Recovery Association	1
15. Canadian Hearing Society	1
16. Bell Technical Solutions	1
17. Reitmans	1
18. Various Ministries	1
19. Family Service Kent	1
20. Preply	1
21. Canada Revenue Agency	1
22. CROSSMARK	1
23. Accountivity	1
24. Protrans Personnel Services	1
25. Bell Canada	1

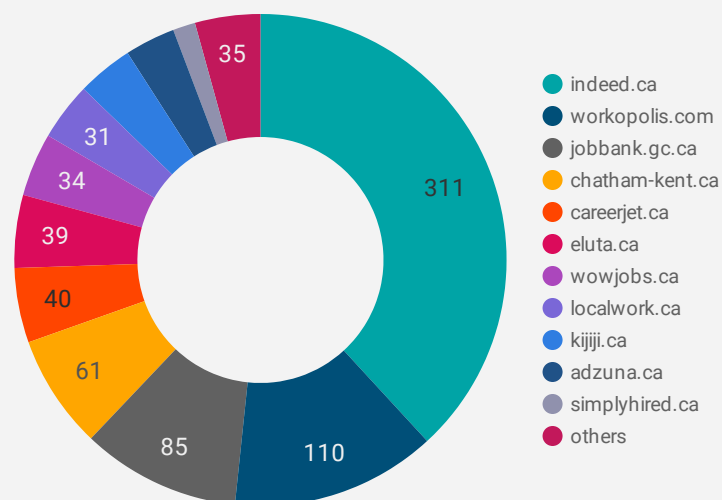
## JOB POSTINGS BY JOB BOARD

What share of unique job postings appear on each job board?



## COMPANIES BY JOB BOARD

What share of unique job postings appear on each job board?



## JOB POSTING DETAILS BY JOB BOARD

How does job posting activity differ by job board?

	JOB BOARD	POSTING COUNT ▾	AVG POSTING LENGTH IN DAYS	MEDIAN POSTING LENGTH IN DAYS	# OF COMPANIES
1.	indeed.ca	544	21.7	22	311
2.	workopolis.com	166	14.9	15	110
3.	localwork.ca	157	3.3	1	31
4.	jobbank.gc.ca	151	27.9	17	85
5.	chatham-kent.ca	113	31.4	22	61
6.	eluta.ca	91	21.3	22	39
7.	careerjet.ca	82	18.9	15	40
8.	wowjobs.ca	44	15.0	15	34
9.	adzuna.ca	44	14.9	15	27
10.	kijiji.ca	37	15.0	15	30
11.	erecruit.ckha.on.ca	25	8.0	8	1
12.	chatham-kent.njoyn.com	20	12.3	15	1
13.	careerarc.com	17	40.1	31	4
14.	jobillico.com	15	11.8	14	7
15.	simplyhired.ca	14	15.0	15	12
16.	canadianexecutivesearch.com	10	11.7	7	1
17.	network.applytoeducation.com	6	5.3	7	2
18.	aarkel.com	6			1