



JOB DEMAND REPORT

SEPTEMBER 2022

HIGHLIGHTS

JOB POSTINGS BY THE NUMBERS

POSTING COUNT	NEW THIS MONTH	COMPANIES	JOB BOARDS
1,725	1,116	603	28

OF DAYS POSTED

AVERAGE	MEDIAN
19.0	17

REPORT BUILDER

The default filter selection below will show all job demand data for the month. You can use the filters to create a customized report for the purpose of understanding a subset of the data.

OCCUPATION FILTERS

SKILL TYPE NAME / 1-DIGIT NOC	▼
MAJOR GROUP / 2-DIGIT NOC	▼
MINOR GROUP / 3-DIGIT NOC	▼
UNIT GROUP / 4-DIGIT NOC	▼
SKILL LEVEL	▼
JOB TYPE	▼
JOB DURATION	▼
ADDITIONAL LANGUAGE	▼
SPECIFIC JOB TAGS	▼

OTHER FILTERS

JOB BOARD	▼
-----------	---

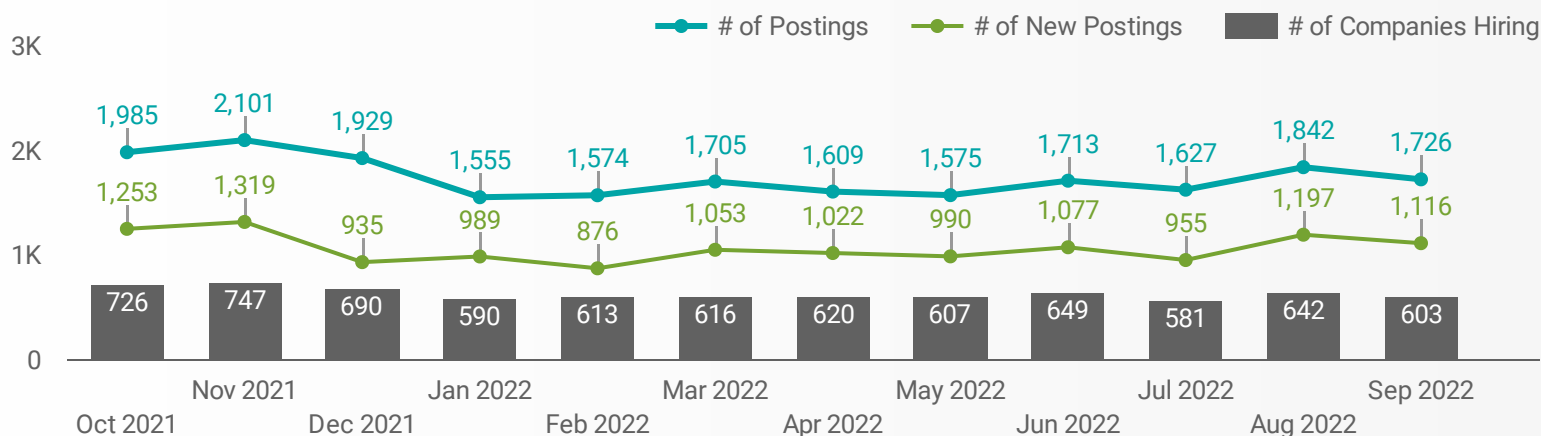
NOC = National Occupation Classification | NAICS = North American Industry Classification System

Source:

Job posting data collected by the chathamkentjobs.com from job boards and employer websites who recruit candidates in the Municipality of Chatham-Kent.

JOB POSTINGS BY MONTH FOR CHATHAM-KENT

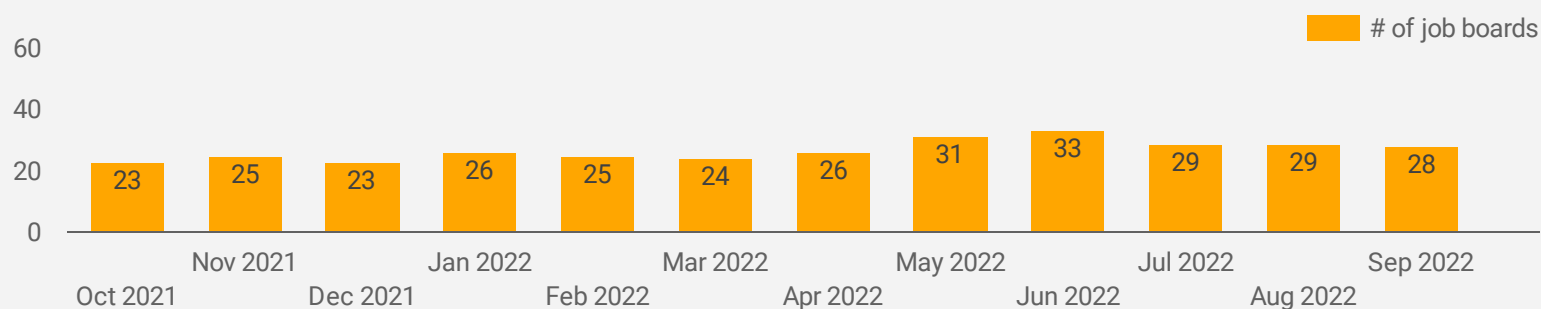
How many job postings were active for at least 1 day this month?



NOTE: This graph cannot be filtered using the controls on the cover page

NUMBER OF ACTIVE JOB BOARDS

How many job postings were active for at least 1 day this month on these job boards?



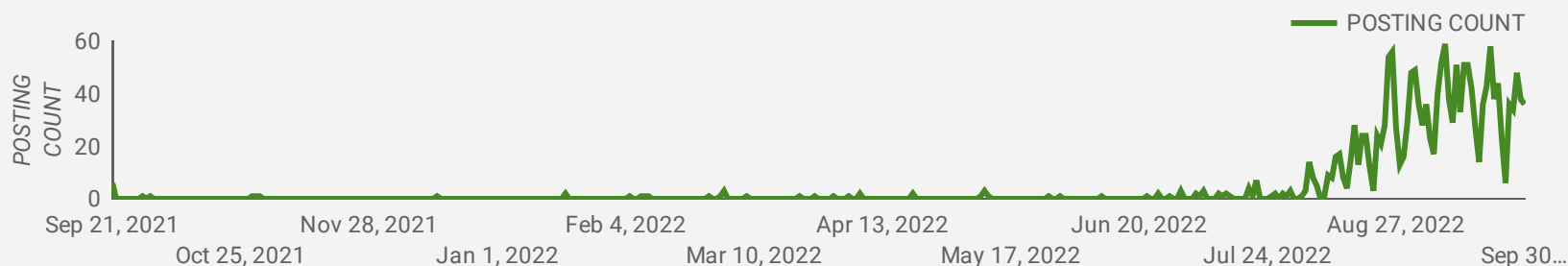
AVG & MEDIAN POSTING LENGTH BY DAYS

How long are employers having to recruit for to find candidates to fill their job vacancies?



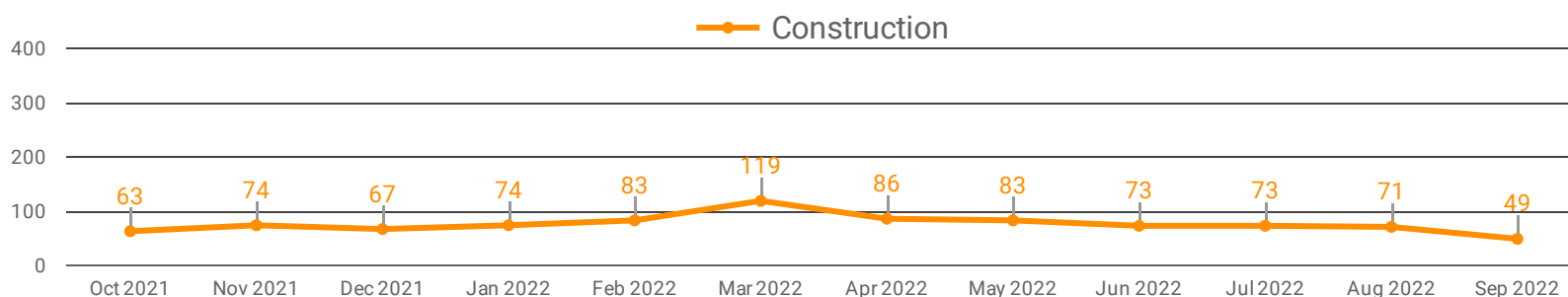
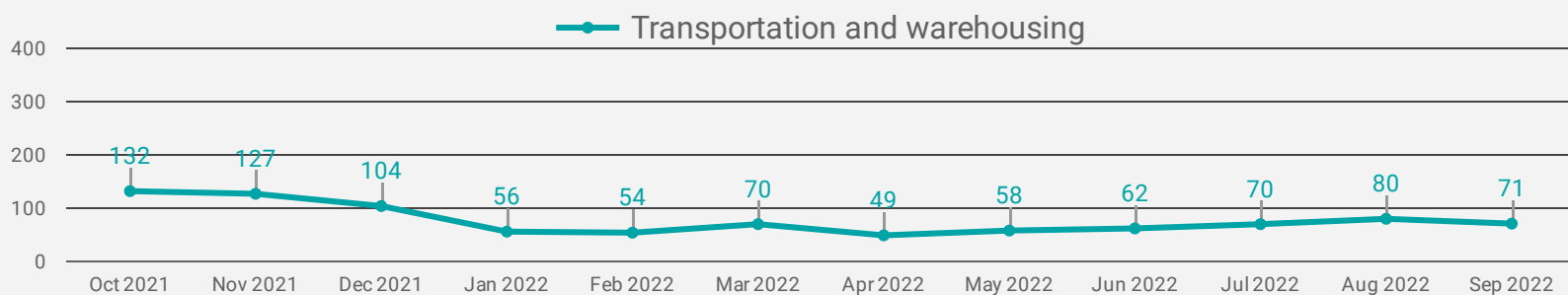
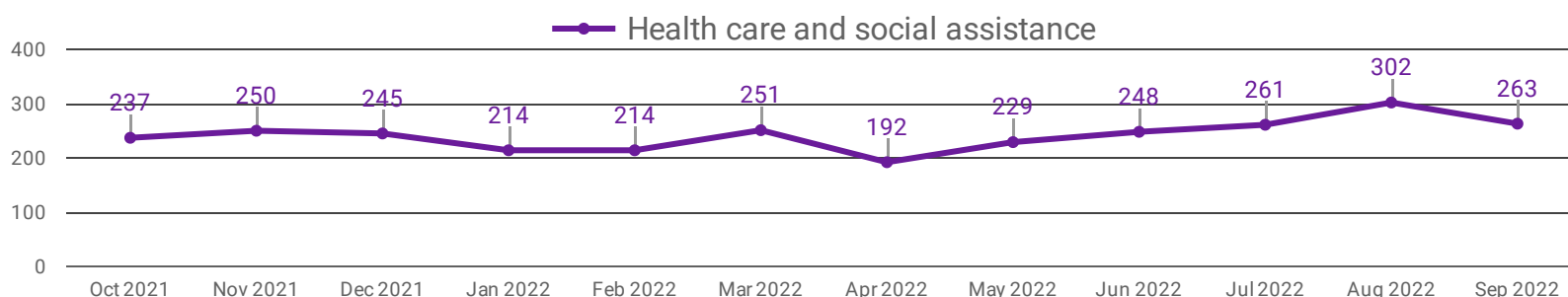
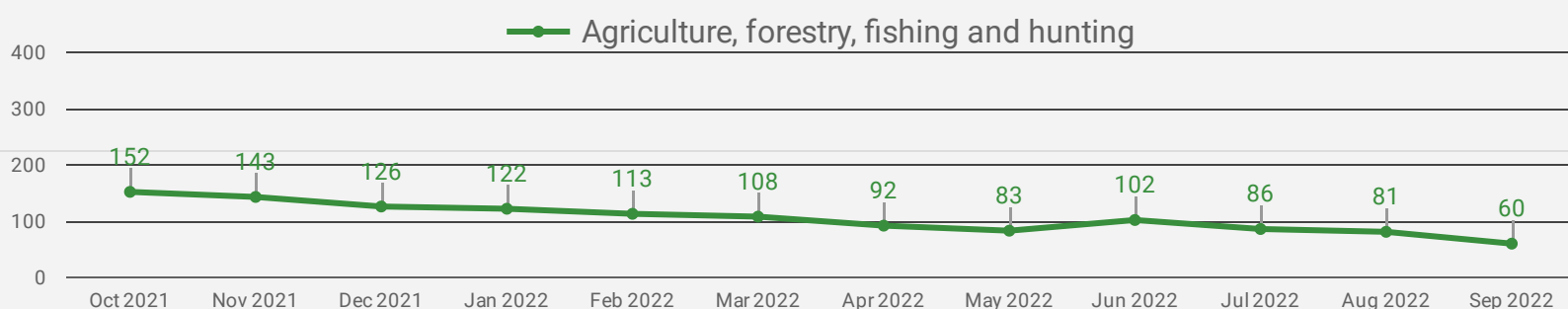
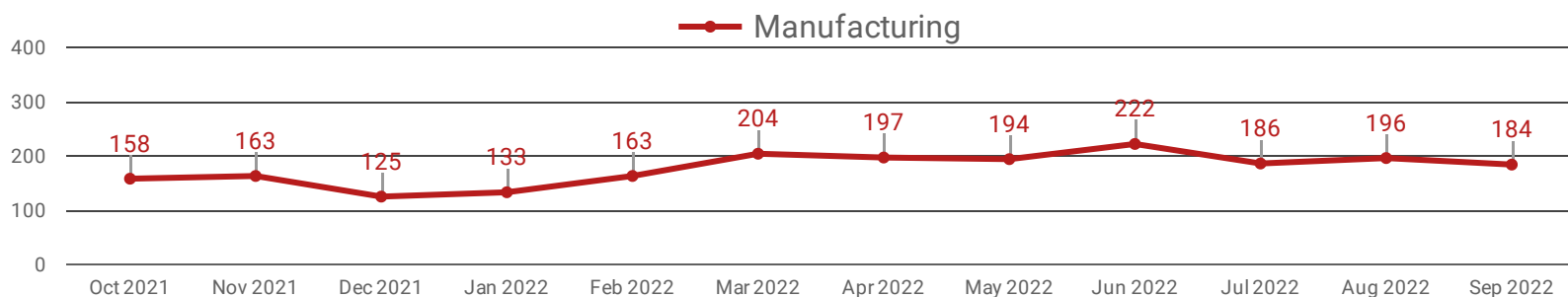
POST DATE TIMELINE FOR THIS MONTH'S ACTIVE JOB POSTINGS

How many job postings were active for at least 1 day this month?



DEMAND BY KEY SECTOR FOR CHATHAM-KENT

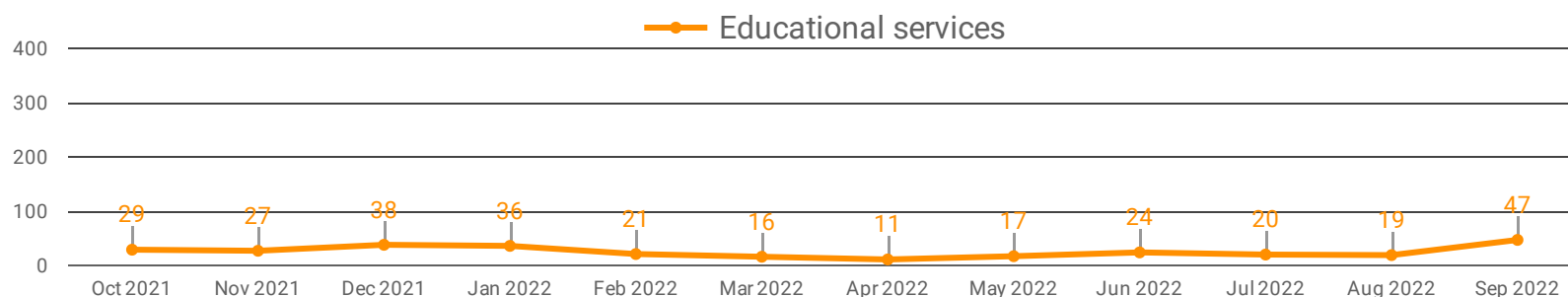
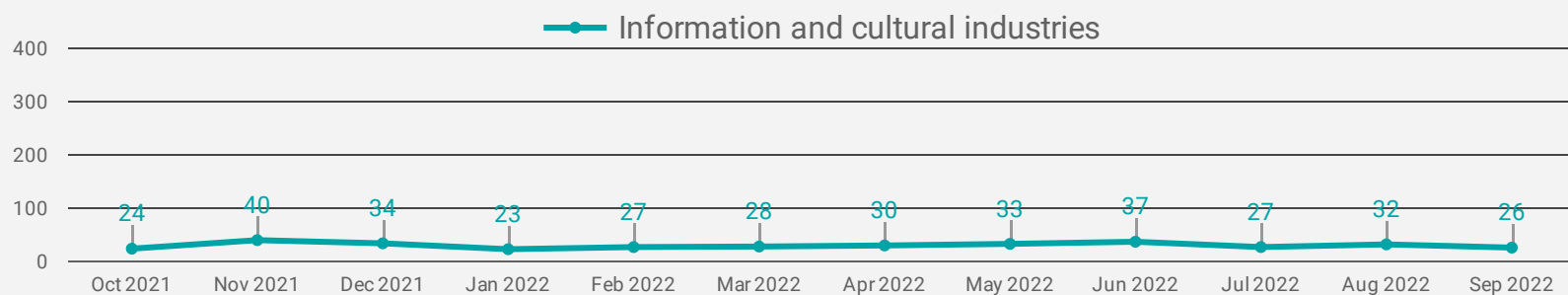
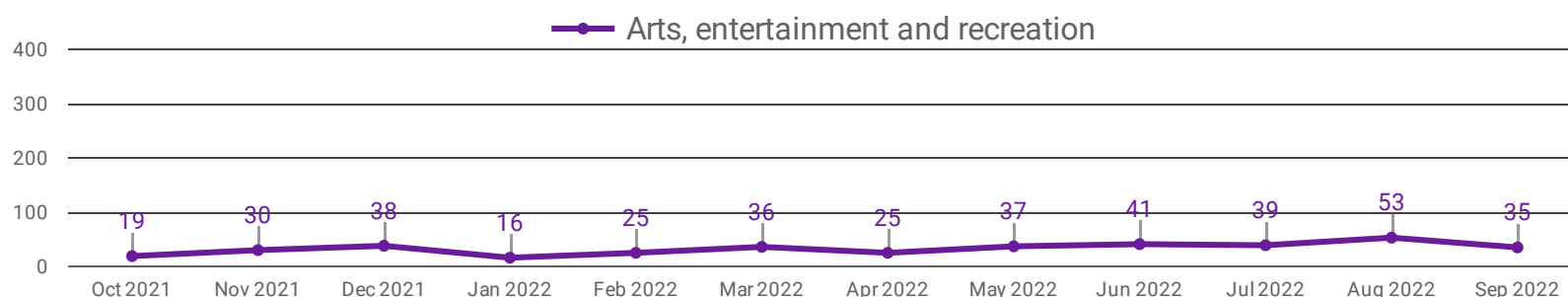
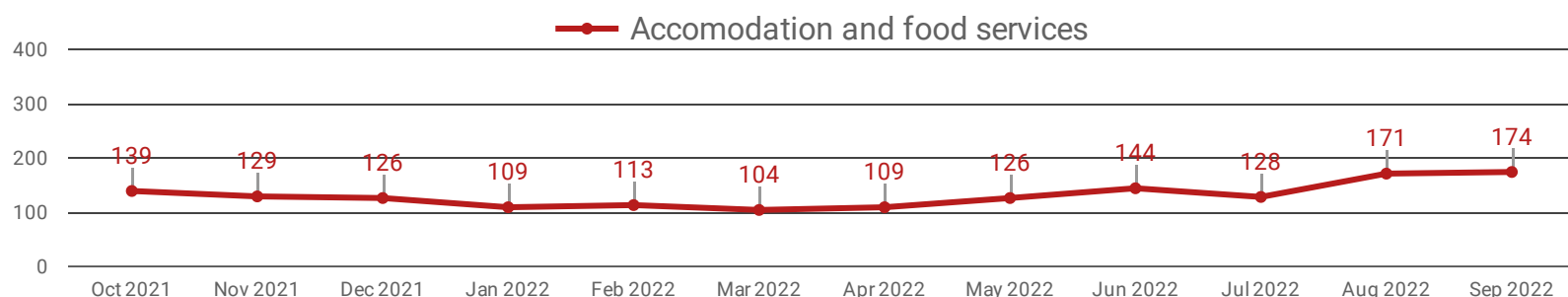
How many job postings were active for at least 1 day this month by sector?



NOTE: This graph cannot be filtered using the controls on the cover page

DEMAND BY IMPACTED SECTOR FOR CHATHAM-KENT

How many job postings were active for at least 1 day this month by sector?



NOTE: This graph cannot be filtered using the controls on the cover page

JOB POSTINGS BY COMMUNITY

How many job postings were active for at least 1 day this month?

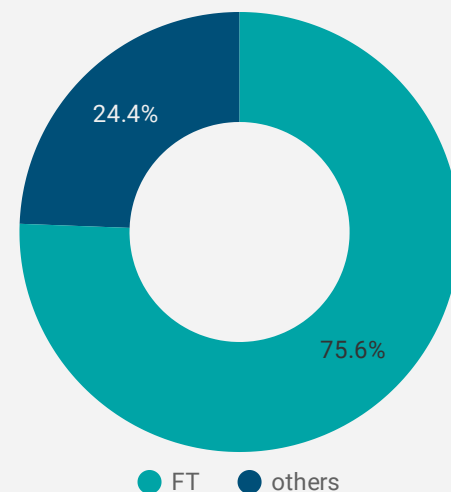
	COMMUNITY	POSTING COUNT	AVG POSTING LENGTH IN DAYS	MEDIAN POSTING LENGTH IN DAYS
1.	Chatham-Kent	795	21.1	21
2.	Chatham	422	16.2	14
3.	Wallaceburg	133	17.5	15
4.	Tilbury	128	16.1	15
5.	Blenheim	86	16.7	14
6.	Ridgetown	51	17.5	15
7.	Dresden	42	19.0	21
8.	Wheatley	14	11.1	14
9.	Thamesville	11	17.0	18
10.	Bothwell	8	58.8	63
11.	Merlin	7	22.0	21
12.	Pain Court	7	22.4	21
13.	Kent Bridge	5	38.4	21
14.	Tupperville	5	29.0	26
15.	Highgate	3	19.0	21
16.	Dover Centre	3	21.0	21
17.	Charing Cross	2	14.5	15
18.	Morpeth	1		
19.	Cedar Springs	1	21.0	21

1 - 20 / 20



JOB TYPE

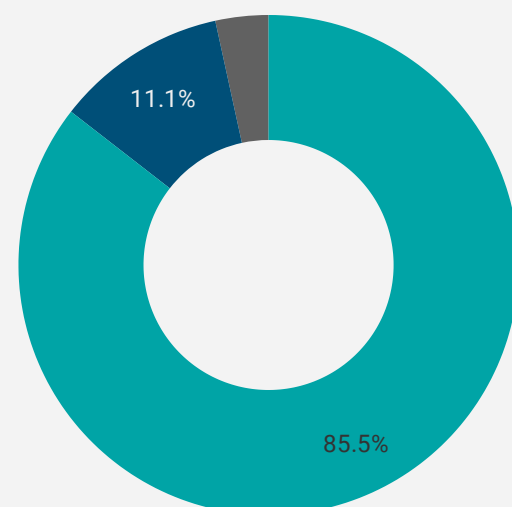
Full-time vs Part-time



● FT ● others

JOB DURATION

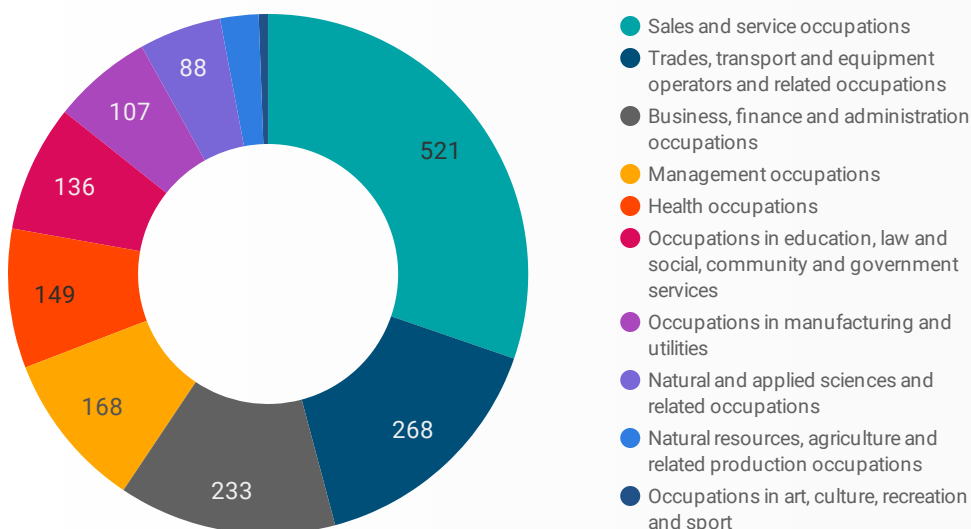
Permanency of jobs posted



● Permanent ● Contract ● Temporary

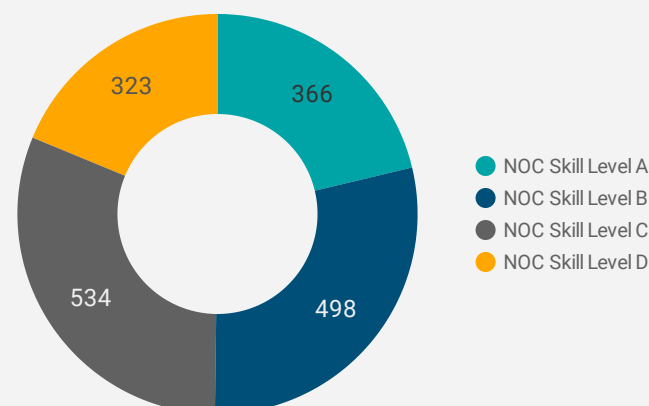
JOB POSTINGS BY JOB CATEGORY

What broad occupational category is being recruited?



JOB POSTINGS BY SKILL LEVEL

What education do occupations typically require?



Skill Level A = Usually University education | Skill Level B = Usually College education or Apprenticeship training | Skill Level C = Usually Secondary education or occupation-specific training | Skill Level D = Usually on-the-job training

TOP HIRING EMPLOYERS & AGENCIES

Who is hiring?









	COMPANY	COMMUNITY	POSTINGS COUNT ▾	AVG POSTING LENGTH IN DAYS	MEDIAN POSTING LENGTH IN DAYS
1.	Enbridge Inc.	Chatham	62	11.3	14
2.	Chatham Kent Health Alliance	Chatham-Kent	53	33.6	27
3.	Martinrea International Inc.	Chatham-Kent	26	21.9	21
4.	Canadian Executive Search Group Inc.	Chatham-Kent	25	10.8	6
5.	The Municipality of Chatham-Kent	Chatham-Kent	24	27.7	21
6.	Revera	Ridgetown	18	11.8	9
7.	Pilot Company	Tilbury	18	11.9	13
8.	Walmart Canada Corp.	Chatham	14	11.1	12
9.	McDonald's	Tilbury	14	12.4	14
10.	Conagra Brands, Inc.	Dresden	12	25.9	21
11.	Kijiji	Chatham	12	13.8	15
12.	Revera	Blenheim	12	12.6	9
13.	Cascades Casino	Chatham-Kent	11	13.9	14
14.	Victorian Order of Nurses / VON	Chatham	11	4.8	2
15.	KSR INTERNATIONAL	Ridgetown	11	23.3	21
16.	Tim Hortons	Chatham-Kent	11	14.4	18
17.	Canadian Executive Search Group Inc.	Chatham	11	7.2	6
18.	Enbridge Inc.	Chatham-Kent	11	18.0	20
19.	Victoria Order Of Nurses	Chatham	11	9.3	9
20.	Shoppers Drug Mart	Chatham	10	12.6	14
21.	Bayshore HealthCare	Chatham-Kent	10	19.9	21
22.	Gateway Casinos And Entertainment	Chatham	10	9.9	9
23.	Victorian Order of Nurses / VON	Chatham-Kent	9	46.8	49
24.	Jd Irving	Blenheim	9	12.3	12
25.	Scotiabank	Wallaceburg	9	12.3	8
26.	Revera	Chatham	8	9.8	9
27.	St Angela's Meadow Retirement Home	Chatham-Kent	8	19.6	21
28.	Compass Group	Chatham-Kent	8	25.2	21
29.	Adzuna	Tilbury	8	7.0	7
30.	Lifemark Health	Chatham	8	9.9	12
31.	Manpower	Chatham-Kent	7	20.0	20

TOP HOURLY WAGES IN JOB POSTINGS

What are employers willing to pay to find the perfect candidate?








of Minimum Wage Jobs

52

	JOB TITLE	COMPANY	LOCATION	HOURLY WAGE ▾
1.	Nurse Practitioner	Chatham-Kent Community Health Centres	Chatham	67.13 
2.	General Manager - Financial, Communications And Other Business Services	2604395 Ontario Inc	Tilbury	63.5 
3.	Social Worker	GoServeCare	Chatham-Kent	60 
4.	Financial Manager	Canada Albion Co., Ltd.	Wallaceburg	53 
5.	Manager, Marketing, Outreach & Programing	The Municipality of Chatham-Kent	Chatham-Kent	52.11 
6.	Accounting Analyst	Kelly Services	Chatham-Kent	50 
7.	Personnel Training And Development Manager	Canada Albion Co., Ltd.	Wallaceburg	48.5 
8.	General Manager, Sales - Trade, Broadcasting And Other Services	Blenheim Mystop	Blenheim	48 
9.	Department Head, Secondary School	Canada Albion Co., Ltd.	Wallaceburg	47.5 
10.	Marketing Manager	Canada Albion Co., Ltd.	Wallaceburg	43.5 
11.	Heavy Equipment Mechanic	Waste Connections of Canada	Blenheim	41 
				1 - 100 / 233 < >

TOP SALARIES IN JOB POSTINGS

What are employers willing to pay to find the perfect candidate?

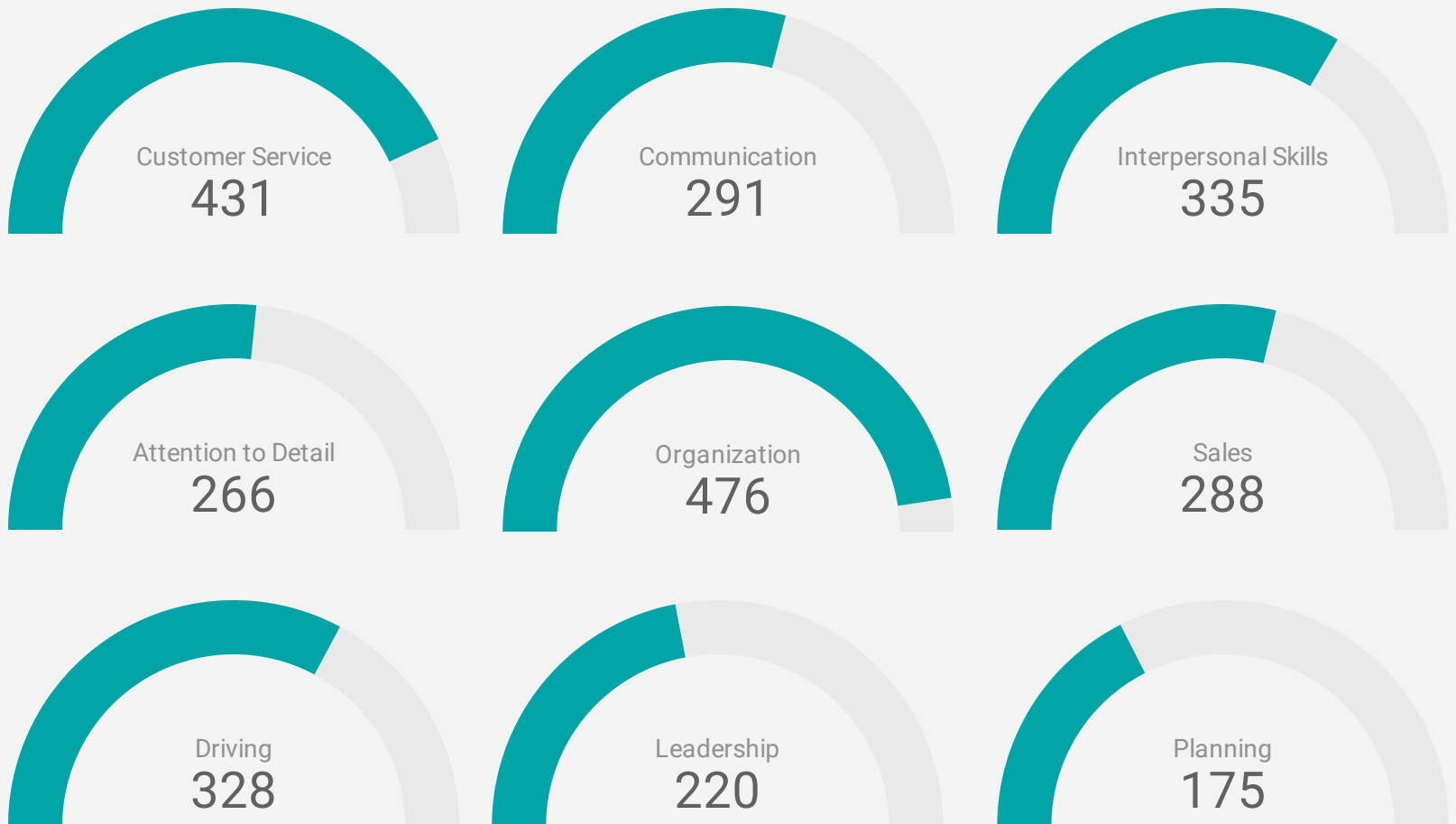
	JOB TITLE	COMPANY	LOCATION	ANNUAL SALARY ▾
1.	Lqip Clinical Consultant	Government of Ontario- Ministry of Long-Term Care	Chatham	110,338 
2.	Mortgage Agent	The Mortgage Centre	Chatham-Kent	104,017 
3.	Learning And Development Specialist	Government of Ontario- Ministry of Long-Term Care	Chatham	100,036 
4.	Az Truck Driver - Home Daily - Permanent Full-time	DRAKKAR	Chatham-Kent	92,000 
5.	Health & Safety Specialist	Cascades Casino	Chatham-Kent	92,000 
6.	Maintenance Coordinator	Ministry of Transportation	Chatham-Kent	91,119 
7.	Territory Sales Manager (full-time)	Canadian Federation of Independent Business / CFIB	Chatham	90,000 
8.	Financial Advisor - Blenheim/tilbury	The Co-operators	Blenheim	87,000 
9.	Human Resources Manager	Peeters Mushrooms Inc.	Chatham-Kent	80,000 
10.	Team Leader Quality (6-8 Month Contract)	Conagra Brands, Inc.	Dresden	76,000 
				1 - 100 / 285 < >

TOP IN-DEMAND SKILLS

How many times were these skills found in job postings?

ACTIVE JOB POSTINGS THIS MONTH

1,725



KEY JOB REQUIREMENTS

How often are these requirements desired in job postings?

ACTIVE JOB POSTINGS THIS MONTH

1,725



Driver's License

37



First Aid

103



Regular Access to a Vehi

83



Criminal Record Check

128



Microsoft Office

108



Food Safety

40

TOP OCCUPATIONS BY SKILL, FREQUENCY & DURATION

What jobs are in-demand and/or hard to fill?

	4 DIGIT NOC	4 DIGIT NOC NAME	SKILL LEVEL	POSTING COUNT	AVG POSTING LENGTH IN DAYS	MEDIAN POSTING LENGTH IN DAYS
1.	6421	Retail salespersons	NOC Skill Level C	100	15.4	14
2.	6711	Food counter attendants, kitchen helpers and related support occupations	NOC Skill Level D	87	16.5	14
3.	9619	Other labourers in processing, manufacturing and utilities	NOC Skill Level D	65	20.3	21
4.	4412	Home support workers, housekeepers and related occupations	NOC Skill Level C	60	17.8	15
5.	6552	Other customer and information services representatives	NOC Skill Level C	45	16.5	15
6.	6731	Light duty cleaners	NOC Skill Level D	39	15.8	15
7.	7511	Transport truck drivers	NOC Skill Level C	39	17.2	18
8.	3233	Licensed practical nurses	NOC Skill Level B	30	20.5	13
9.	6322	Cooks	NOC Skill Level B	29	21.9	21
10.	6311	Food service supervisors	NOC Skill Level B	29	39.6	15
11.	0125	Other business services managers	NOC Skill Level A	28	13.8	14
12.	8431	General farm workers	NOC Skill Level C	26	25.6	21
13.	7452	Material handlers	NOC Skill Level C	25	21.6	21
14.	1114	Other financial officers	NOC Skill Level A	23	17.2	14
15.	1241	Administrative assistants	NOC Skill Level B	23	18.3	21
16.	3012	Registered nurses and registered psychiatric nurses	NOC Skill Level A	22	18.4	9
17.	4212	Social and community service workers	NOC Skill Level B	22	19.4	21
18.	6623	Other sales related occupations	NOC Skill Level D	22	19.8	21
19.	0621	Retail and wholesale trade managers	NOC Skill Level A	21	14.4	14
20.	7311	Construction millwrights and industrial mechanics	NOC Skill Level B	21	22.2	14
21.	6733	Janitors, caretakers and building superintendents	NOC Skill Level D	21	17.8	21
22.	1431	Accounting and related clerks	NOC Skill Level C	19	17.9	20
23.	6611	Cashiers	NOC Skill Level D	19	9.9	9
24.	6541	Security guards and related security service occupations	NOC Skill Level C	18	18.2	21
25.	7514	Delivery and courier service drivers	NOC Skill Level C	18	16.0	15
26.	3219	Other medical technologists and technicians (except dental health)	NOC Skill Level B	16	14.3	14
27.	1521	Shippers and receivers	NOC Skill Level C	15	15.8	18.5
28.	6622	Store shelf stockers, clerks and order fillers	NOC Skill Level D	14	12.8	14
29.	6513	Food and beverage servers	NOC Skill Level C	14	14.8	14
--	--	--	--	--	--	--

JOB POSTINGS BY 3-DIGIT NATIONAL OCCUPATION CLASSIFICATION

What jobs are hard to fill and/or in-demand?

	3 DIGIT NOC	3 DIGIT NOC NAME	SKILL LEVEL	POSTING COUNT	AVG POSTING LENGTH IN DAYS	MEDIAN POSTING LENGTH IN DAYS
1.	642	Retail salespersons	NOC Skill Level C	100	15.4	14
2.	671	Food counter attendants, kitchen helpers and related support occupations	NOC Skill Level D	87	16.5	14
3.	961	Labourers in processing, manufacturing and utilities	NOC Skill Level D	79	20.0	19
4.	751	Motor vehicle and transit drivers	NOC Skill Level C	66	16.2	14
5.	673	Cleaners	NOC Skill Level D	63	16.5	19
6.	441	Home care providers and educational support occupations	NOC Skill Level C	62	17.5	14.5
7.	655	Customer and information services representatives	NOC Skill Level C	46	16.3	14.5
8.	662	Other sales support and related occupations	NOC Skill Level D	44	16.7	15
9.	012	Senior managers - construction, transportation, production and utilities	NOC Skill Level A	43	14.8	14
10.	111	Auditors, accountants and investment professionals	NOC Skill Level A	43	17.6	17
11.	323	Other technical occupations in health care	NOC Skill Level B	35	19.9	15
12.	321	Medical technologists and technicians (except dental health)	NOC Skill Level B	34	17.5	14
13.	631	Service supervisors	NOC Skill Level B	33	36.5	17
14.	731	Machinery and transportation equipment mechanics (except motor vehicles)	NOC Skill Level B	32	42.2	21
15.	421	Paraprofessional occupations in legal, social, community and education services	NOC Skill Level B	32	19.9	21
16.	632	Chefs and cooks	NOC Skill Level B	31	21.8	21
17.	843	Agriculture and horticulture workers	NOC Skill Level C	31	25.6	21
18.	124	Office administrative assistants - general, legal and medical	NOC Skill Level B	30	19.0	21
19.	122	Administrative and regulatory occupations	NOC Skill Level B	30	21.2	21
20.	143	Financial, insurance and related administrative support workers	NOC Skill Level C	29	16.5	18
21.	152	Supply chain logistics, tracking and scheduling co-ordination occupations	NOC Skill Level C	29	16.3	19
22.	724	Electrical trades and electrical power line and telecommunications workers	NOC Skill Level B	26	33.4	21
23.	745	Longshore workers and material handlers	NOC Skill Level C	25	21.6	21
24.	301	Professional occupations in nursing	NOC Skill Level A	23	18.6	10
25.	651	Occupations in food and beverage service	NOC Skill Level C	23	16.7	20
26.	062	Retail and wholesale trade managers	NOC Skill Level A	21	14.4	14
27.	723	Machining, metal forming, shaping and erecting trades	NOC Skill Level B	20	30.8	18
28.	661	Cashiers	NOC Skill Level D	19	9.9	9

JOB POSTINGS BY 2-DIGIT NATIONAL OCCUPATION CLASSIFICATION

What jobs are hard to fill and/or in-demand?

	2 DIGIT NOC	2 DIGIT NOC NAME	SKILL LEVEL	POSTING COUNT	AVG POSTING LENGTH IN DAYS	MEDIAN POSTING LENGTH IN DAYS
1.	67	Service support and other service occupations, n.e.c.	NOC Skill Level D	155	16.7	15
2.	64	Sales representatives and salespersons - wholesale and retail trade	NOC Skill Level C	101	15.3	14
3.	65	Service representatives and other customer and personal services occupations	NOC Skill Level C	94	16.5	15
4.	75	Transport and heavy equipment operation and related maintenance occupations	NOC Skill Level C	83	17.1	15
5.	96	Labourers in processing, manufacturing and utilities	NOC Skill Level D	79	20.0	19
6.	72	Industrial, electrical and construction trades	NOC Skill Level B	78	27.0	21
7.	63	Service supervisors and specialized service occupations	NOC Skill Level B	78	26.8	21
8.	12	Administrative and financial supervisors and administrative occupations	NOC Skill Level B	78	19.2	21
9.	32	Technical occupations in health	NOC Skill Level B	71	18.8	14.5
10.	44	Care providers and educational, legal and public protection support occupations	NOC Skill Level C	64	17.6	15
11.	66	Sales support occupations	NOC Skill Level D	63	14.6	14
12.	01	Senior managers - construction, transportation, production and utilities	NOC Skill Level A	59	16.3	14
13.	11	Professional occupations in business and finance	NOC Skill Level A	57	18.0	14
14.	73	Maintenance and equipment operation trades	NOC Skill Level B	52	40.3	21
15.	14	Office support occupations	NOC Skill Level C	49	17.7	14.5
16.	22	Technical occupations related to natural and applied sciences	NOC Skill Level B	46	24.5	21
17.	06	Middle management occupations in retail and wholesale trade and customer services	NOC Skill Level A	44	15.0	16
18.	21	Professional occupations in natural and applied sciences	NOC Skill Level A	42	14.2	14
19.	15	Distribution, tracking and scheduling co-ordination occupations	NOC Skill Level C	40	15.2	14.5
20.	31	Professional occupations in health (except nursing)	NOC Skill Level A	38	15.7	14
21.	74	Other installers, repairers and servicers and material handlers	NOC Skill Level C	34	21.0	21
22.	42	Paraprofessional occupations in legal, social, community and education services	NOC Skill Level B	32	19.9	21
23.	84	Workers in natural resources, agriculture and related production	NOC Skill Level C	31	25.6	21
24.	62	Retail sales supervisors and specialized sales occupations	NOC Skill Level B	30	17.2	17.5
25.	41	Professional occupations in law and social, community and government services	NOC Skill Level A	28	17.0	20.5
26.	30	Professional occupations in nursing	NOC Skill Level A	23	18.6	10
27.	76	Trades helpers, construction labourers and related occupations	NOC Skill Level D	21	15.3	18

MULTILINGUAL JOB POSTINGS BY THE NUMBERS

ACTIVE POSTINGS
148

NEW POSTINGS
0

COMPANIES
73

LANGUAGES
4

OF DAYS POSTED

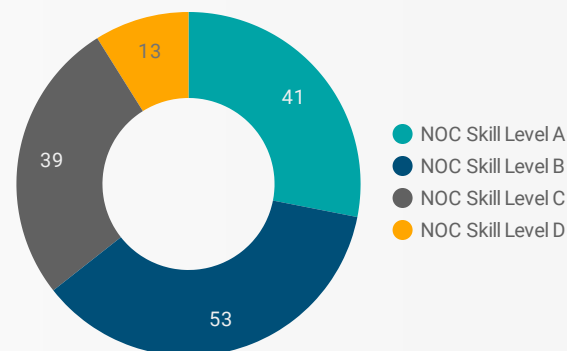
AVERAGE
14.8

MEDIAN
15

MULTILINGUAL JOB POSTINGS BY SKILL LEVEL

What language skills are employers looking for by occupational skill level?

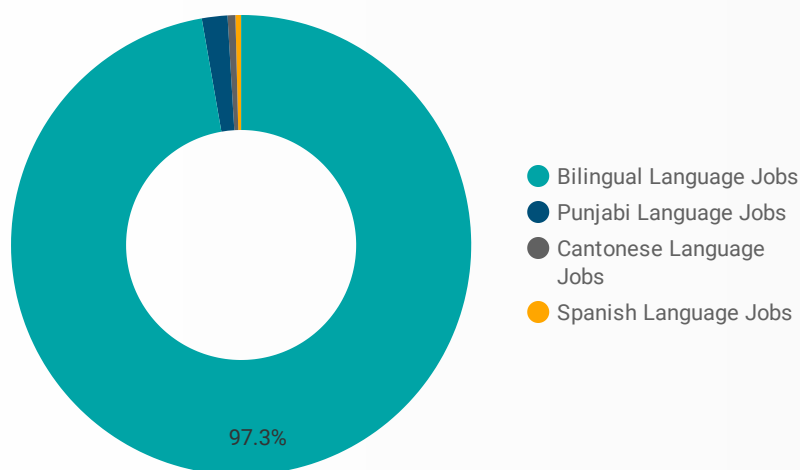
- 41** Skill Level A - Management/ Professional Occupations usually requiring University
- 53** Skill Level B - Usually college education or apprenticeship training
- 39** Skill Level C - Usually secondary education or occupation-specific training
- 13** Skill Level D - Usually on-the-job training



JOB LANGUAGE	NOC Skill Level A	NOC Skill Level B	NOC Skill Level C	NOC Skill Level D
French Language Jobs
Bilingual Language Jobs	1	8	6	
Punjabi Language Jobs	2			
Spanish Language Jobs			1	
Cantonese Language Jobs			1	

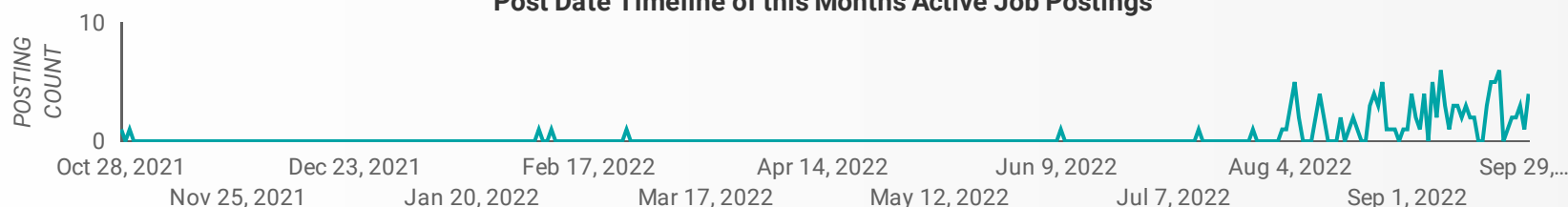
LANGUAGE SKILLS BREAKDOWN

Which kinds of language skills do employers seek?



LANGUAGES	POSTING COUNT
1. Bilingual Language Jobs	144
2. Punjabi Language Jobs	2
3. Cantonese Language Jobs	1
4. Spanish Language Jobs	1

Post Date Timeline of this Month's Active Job Postings



LANGUAGE SKILLS BEING RECRUITED BY JOB CATEGORY

What language skills are sought by 1-Digit NOC?

BROAD OCCUPATIONAL CATEGORY	Bilingual Languag...	Punjabi Languag...	Spanish Languag...	Cantonese Langu...	Grand total
Trades, transport and equipment operator...	15				15
Sales and service occupations	39		1	1	41
Occupations in manufacturing and utilities	3				3
Occupations in education, law and social, ...	13				13
Occupations in art, culture, recreation and ...	2				2
Natural and applied sciences and related o...	3				3
Management occupations	7	2			9
Health occupations	38				38
Business, finance and administration occu...	22				22
Grand total	142	2	1	1	146

MULTILINGUAL JOB POSTINGS BY COMMUNITY

What language skills are sought by 4-Digit NOC?

	MUNICIPALITY	JOB LANGUAGES ▾	AVG POSTING LENGTH IN DAYS	MEDIAN POSTING LENGTH IN DAYS
1.	Chatham-Kent	81	23.3	21
2.	Chatham	37	11.1	14
3.	Blenheim	9	13.6	14
4.	Wallaceburg	9	22.7	21
5.	Tilbury	3	21.0	21
6.	Ridgetown	3	21.0	21
7.	Thamesville	2	11.5	11.5
8.	Dresden	2	21.0	21
9.	Tupperville	1		
10.	Highgate	1	21.0	21

LANGUAGE DEMAND BY JOB

What language skills are sought by 4-Digit NOC?

4 DIGIT NOC NAME	POSTINGS
1. Registered nurses and registered psychiatri...	15
2. Retail salespersons	13
3. Licensed practical nurses	11
4. Other customer and information services re...	7
5. Medical laboratory technologists	4
6. Social workers	4
7. Other sales related occupations	4
8. Janitors, caretakers and building superinten...	3
9. Occupational therapists	3
10. Food counter attendants, kitchen helpers an...	3
11. Supervisors, supply chain, tracking and sche...	3
12. Social and community service workers	2
13. Purchasing managers	2
14. Elementary school and kindergarten teachers	2
15. Administrative officers	2
16. Secondary school teachers	2
17. Banking, insurance and other financial clerks	2
18. Accommodation service managers	2
19. Transport truck drivers	2
20. Material handlers	2
21. Delivery and courier service drivers	2
22. Financial sales representatives	2
23. Program leaders and instructors in recreati...	2
24. Medical administrative assistants	2
25. Painters and decorators (except interior dec...	2
26. Administrative assistants	2
27. Bartenders	2
28. Food service supervisors	2
29. Medical radiation technologists	2
30. Machining tool operators	1
31. Purchasing agents and officers	1
32. Financial and investment analysts	1

1 - 69 / 69



MULTILINGUAL HIRING EMPLOYERS

Which employers are seeking multilingual candidates?

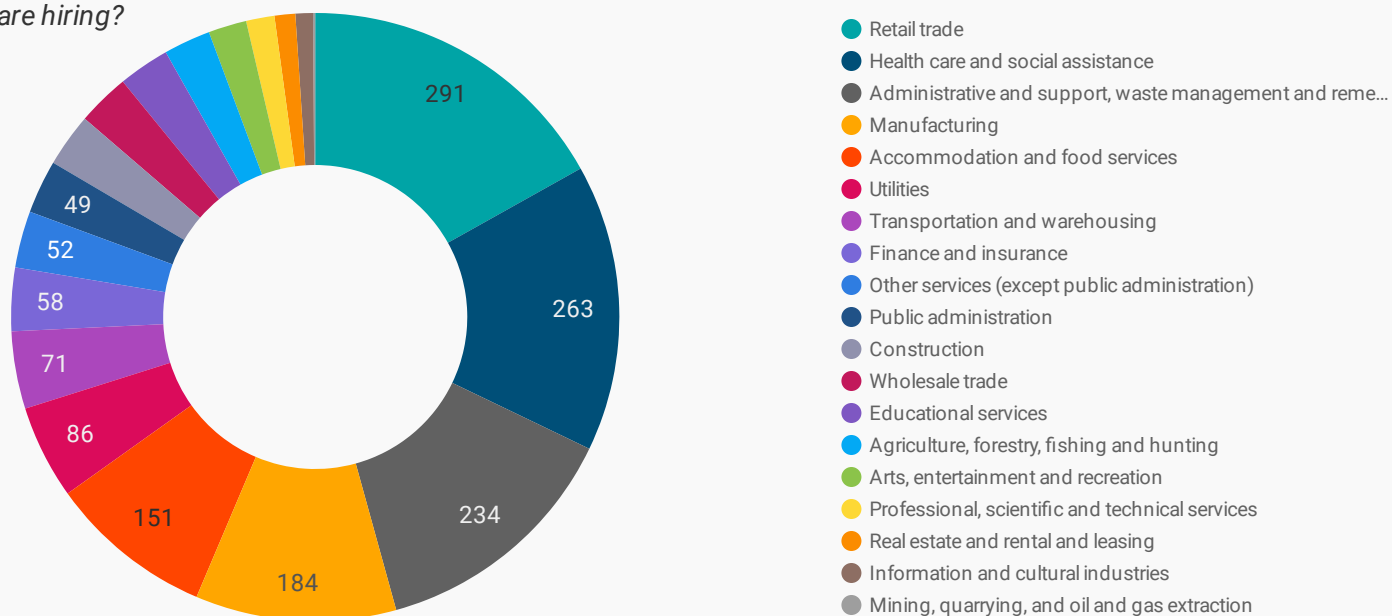
COMPANY	POSTINGS
1. Chatham Kent Health Alliance	25
2. National Bank of Canada	8
3. Victoria Order Of Nurses	8
4. Liquor Control Board of Ontario	6
5. Victorian Order of Nurses / VON	5
6. Adult Language and Learning	4
7. Bell Canada	3
8. Teksavvy Solutions Inc.	3
9. RM Sotheby's	3
10. TopGun Staffing Inc	3
11. Linck Child, Youth and Family Supports	3
12. Andritz Feed and Biofuel Canada	2
13. La Source	2
14. Retro Fun House	2
15. The Source	2
16. AGRIS Co-operative Ltd	2
17. Kelly Services	2
18. Canadian Executive Search Group Inc.	2
19. Lambton Kent District School Board	2
20. St. Clair Catholic District School Board	2
21. Home and Community Care Support Services	2
22. The Municipality of Chatham-Kent	2
23. KSR INTERNATIONAL	2
24. Bayshore HealthCare	2
25. 1046255 Ontario Inc.	2
26. Concentrix Corp.	1
27. Guspro Inc.	1
28. NeverLeak Basement and Roofing	1
29. GoServeCare	1
30. Richmond Community Management Services	1
31. MAHLE	1

1 - 50 / 74



TOP HIRING SECTORS BY 2-DIGIT NAICS CODE

What sectors are hiring?



2-DIGIT NAICS LABEL		NAICS CODE	POSTING COUNT	AVG POSTING LENGTH IN DAYS	MEDIAN POSTING LENGTH IN DAYS
1.	Retail trade	44-45	291	16.2	14
2.	Health care and social assistance	62	263	18.7	15.5
3.	Administrative and support, waste management and remediation services	56	234	19.8	17.5
4.	Manufacturing	31-33	184	18.7	21
5.	Accommodation and food services	72	151	22.8	21
6.	Utilities	22	86	13.1	14
7.	Transportation and warehousing	48-49	71	15.8	14
8.	Finance and insurance	52	58	14.5	14
9.	Other services (except public administration)	81	52	20.4	21
10.	Public administration	91	49	24.4	21
11.	Construction	23	49	40.0	21
12.	Wholesale trade	41	48	21.3	21
13.	Educational services	61	47	11.1	8.5
14.	Agriculture, forestry, fishing and hunting	11	43	24.3	21
15.	Arts, entertainment and recreation	71	35	14.2	14
16.	Professional, scientific and technical services	54	26	17.3	18
17.	Real estate and rental and leasing	53	19	29.3	21
18.	Information and cultural industries	51	16	16.4	20
19.	Mining, quarrying, and oil and gas extraction	21	2	15.0	15

NOTE: NAICS code 56 includes Employment Agencies. Manufacturing includes codes 31-33, Retail Trade includes codes 44-45 and Transportation and Warehousing includes codes 48-49.

TOP HIRING SECTORS BY 3-DIGIT NAICS CODE

What sectors are hiring?

	3-DIGIT NAICS LABEL	NAICS CODE	POSTING COUNT ▾	AVG POSTING LENGTH IN DAYS	MEDIAN POSTING LENGTH IN DAYS
1.	Administrative and support services	561	222	20.1	18
2.	Food services and drinking places	722	130	23.0	21
3.	Ambulatory health care services	621	101	17.1	14
4.	Nursing and residential care facilities	623	92	15.5	14
5.	Utilities	221	86	13.1	14
6.	Hospitals	622	56	32.5	25
7.	Transportation equipment manufacturing	336	55	20.7	21
8.	Miscellaneous store retailers	453	48	19.6	20.5
9.	Educational services	611	47	11.1	8.5
10.	Credit intermediation and related activities	522	44	13.7	14
11.	General merchandise stores	452	42	11.6	10
12.	Food manufacturing	311	37	19.1	15
13.	Motor vehicle and parts dealers	441	36	20.3	21
14.	Food and beverage stores	445	35	14.0	14
15.	Amusement, gambling and recreation industries	713	32	14.0	14
16.	Health and personal care stores	446	28	14.2	14
17.	Local, municipal and regional public administration	913	28	26.4	21
18.	Gasoline stations	447	28	14.9	14
19.	Religious, grant-making, civic, and professional and similar organizations	813	27	26.9	21
20.	Specialty trade contractors	238	27	59.6	21
21.	Crop production	111	26	28.0	21
22.	Professional, scientific and technical services	541	26	17.3	18
23.	Fabricated metal product manufacturing	332	22	13.0	15
24.	Accommodation services	721	21	20.6	21
25.	Building material and garden equipment and supplies dealers	444	19	15.0	14.5
26.	Personal and laundry services	812	18	12.1	14
27.	Miscellaneous manufacturing	339	18	19.1	21
28.	Construction of buildings	236	17	19.3	21
29.	Machinery manufacturing	333	17	18.1	21
30.	Clothing and clothing accessories stores	448	17	17.8	21
31.	Miscellaneous merchant wholesalers	418	16	22.9	21

TOP HIRING SECTORS BY 4-DIGIT NAICS CODE

What sectors are hiring?

	4-DIGIT NAICS LABEL	NAICS CODE	POSTING COUNT ▾	AVG POSTING LENGTH IN DAYS	MEDIAN POSTING LENGTH IN DAYS
1.	Employment services	5613	177	19.5	15
2.	Full-service restaurants and limited-service eating places	7225	111	23.6	21
3.	Natural gas distribution	2212	77	12.6	14
4.	Community care facilities for the elderly	6233	76	15.0	14
5.	Home health care services	6216	63	16.0	14
6.	General medical and surgical hospitals	6221	56	32.5	25
7.	Motor vehicle parts manufacturing	3363	51	20.9	21
8.	Depository credit intermediation	5221	36	14.0	14
9.	Department stores	4521	35	10.3	9.5
10.	Other miscellaneous store retailers	4539	33	19.8	19
11.	Gasoline stations	4471	28	14.9	14
12.	Health and personal care stores	4461	28	14.2	14
13.	Other schools and instruction	6116	26	12.8	14
14.	Grocery stores	4451	25	14.2	14
15.	Other local, municipal and regional public administration	9139	24	27.7	21
16.	Other food manufacturing	3119	23	23.5	21
17.	Gambling industries	7132	23	12.7	13
18.	Machine shops, turned product, and screw, nut and bolt manufacturing	3327	22	13.0	15
19.	Civic and social organizations	8134	21	30.6	21
20.	Automobile dealers	4411	21	21.5	21
21.	Elementary and secondary schools	6111	20	9.6	7
22.	Services to buildings and dwellings	5617	19	24.8	19.5
23.	Traveller accommodation	7211	19	20.6	21
24.	Other miscellaneous manufacturing	3399	18	19.1	21
25.	Building material and supplies dealers	4441	18	15.0	14.5
26.	Clothing stores	4481	16	17.6	19
27.	Greenhouse, nursery and floriculture production	1114	16	31.3	21
28.	Special food services	7223	15	20.0	21
29.	Support activities for crop production	1151	13	21.0	21
30.	Fruit and vegetable preserving and specialty food manufacturing	3114	13	12.3	12
31.	General freight trucking	4841	13	10.7	7.5

TOP HIRING SECTORS BY 5-DIGIT NAICS CODE

What sectors are hiring?

	5-DIGIT NAICS LABEL	NAICS CODE	POSTING COUNT ▾	AVG POSTING LENGTH IN DAYS	MEDIAN POSTING LENGTH IN DAYS
1.	Employment placement agencies and executive search services	56131	177	19.5	15
2.	Full-service restaurants and limited-service eating places	72251	111	23.6	21
3.	Natural gas distribution	22121	77	12.6	14
4.	Community care facilities for the elderly	62331	76	15.0	14
5.	Home health care services	62161	63	16.0	14
6.	General medical and surgical hospitals	62211	56	32.5	25
7.	Other motor vehicle parts manufacturing	33639	45	21.1	21
8.	Banking	52211	36	14.0	14
9.	Department stores	45211	35	10.3	9.5
10.	All other miscellaneous store retailers	45399	30	20.2	19
11.	All other schools and instruction	61169	26	12.8	14
12.	Pharmacies and drug stores	44611	26	13.9	14
13.	Gasoline stations with convenience stores	44711	26	14.2	14
14.	Other local, municipal and regional public administration	91391	24	27.7	21
15.	All other food manufacturing	31199	23	23.5	21
16.	Machine shops	33271	22	13.0	15
17.	Casinos (except casino hotels)	71321	22	12.3	12
18.	Supermarkets and other grocery (except convenience) stores	44511	22	13.8	14
19.	Civic and social organizations	81341	21	30.6	21
20.	Elementary and secondary schools	61111	20	9.6	7
21.	Hotels (except casino hotels) and motels	72111	19	20.6	21
22.	New car dealers	44111	17	18.9	21
23.	All other miscellaneous manufacturing	33999	17	19.0	21
24.	Food service contractors	72231	15	20.0	21
25.	Food crops grown under cover	11141	14	30.4	21
26.	Janitorial services	56172	13	16.8	15
27.	Support activities for crop production	11511	13	21.0	21
28.	Frozen food manufacturing	31141	13	12.3	12
29.	Real estate property managers	53131	11	23.0	21
30.	Residential building construction	23611	11	19.8	21
31.	Insurance agencies and brokerages	52421	11	17.1	17.5

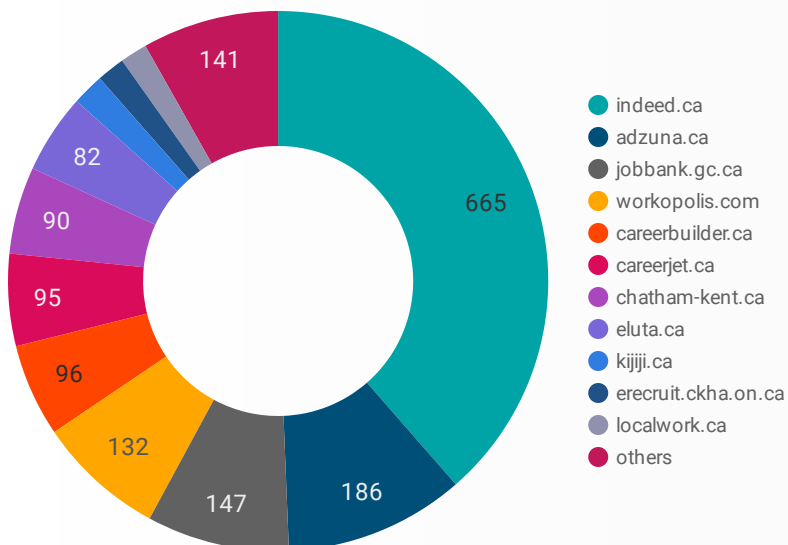
TOP HIRING SECTORS BY 6-DIGIT NAICS CODE

What sectors are hiring?

6-DIGIT NAICS LABEL		NAICS CODE	POSTING COUNT ▼	AVG POSTING LENGTH IN DAYS	MEDIAN POSTING LENGTH IN DAYS
1.	Employment placement agencies and executive search services	561310	177	19.5	15
2.	Limited-service eating places	722512	85	23.7	17
3.	Natural gas distribution	221210	77	12.6	14
4.	Community care facilities for the elderly	623310	76	15.0	14
5.	Home health care services	621610	63	16.0	14
6.	General (except paediatric) hospitals	622111	56	32.5	25
7.	Other motor vehicle parts manufacturing	336390	45	21.1	21
8.	Personal and commercial banking industry	522111	36	14.0	14
9.	Department stores	452110	35	10.3	9.5
10.	Pharmacies and drug stores	446110	26	13.9	14
11.	Full-service restaurants	722511	26	23.6	21
12.	All other schools and instruction	611690	26	12.8	14
13.	Gasoline stations with convenience stores	447110	26	14.2	14
14.	All other miscellaneous store retailers (except beer and wine-making supplies stores)	453999	25	20.8	19
15.	Other local, municipal and regional public administration	913910	24	27.7	21
16.	All other food manufacturing	311990	23	23.5	21
17.	Supermarkets and other grocery (except convenience) stores	445110	22	13.8	14
18.	Casinos (except casino hotels)	713210	22	12.3	12
19.	Machine shops	332710	22	13.0	15
20.	Civic and social organizations	813410	21	30.6	21
21.	Elementary and secondary schools	611110	20	9.6	7
22.	All other miscellaneous manufacturing	339990	17	19.0	21
23.	New car dealers	441110	17	18.9	21
24.	Food service contractors	722310	15	20.0	21
25.	Support activities for crop production	115110	13	21.0	21
26.	Janitorial services (except window cleaning)	561722	13	16.8	15
27.	Frozen food manufacturing	311410	13	12.3	12
28.	Insurance agencies and brokerages	524210	11	17.1	17.5
29.	Furniture stores	442110	11	19.1	21
30.	Residential building construction	236110	11	19.8	21

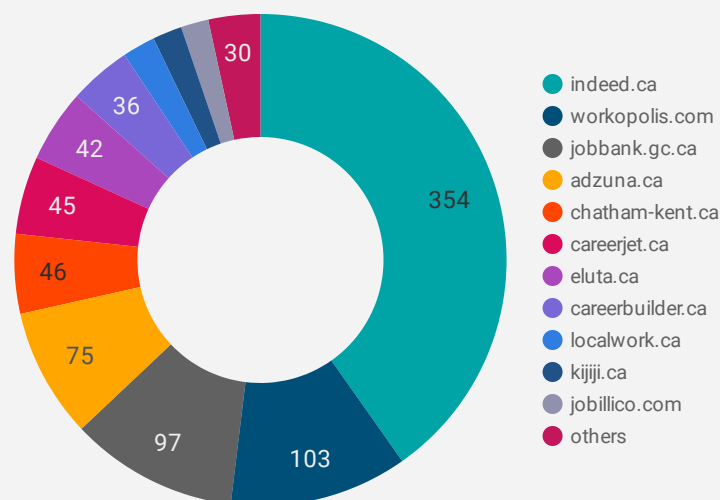
JOB POSTINGS BY JOB BOARD

What share of unique job postings appear on each job board?



COMPANIES BY JOB BOARD

What share of unique job postings appear on each job board?



JOB POSTING DETAILS BY JOB BOARD

How does job posting activity differ by job board?

	JOB BOARD	POSTING COUNT ▾	AVG POSTING LENGTH IN DAYS	MEDIAN POSTING LENGTH IN DAYS	# OF COMPANIES
1.	indeed.ca	665	19.8	21	354
2.	adzuna.ca	186	12.7	14	75
3.	jobbank.gc.ca	147	29.8	15	97
4.	workopolis.com	132	13.8	14	103
5.	careerbuilder.ca	96	7.2	8	36
6.	careerjet.ca	95	16.5	14	45
7.	chatham-kent.ca	90	50.1	31	46
8.	eluta.ca	82	18.7	21	42
9.	kijiji.ca	33	14.3	15	17
10.	erecruit.ckha.on.ca	29	45.1	26	1
11.	jobillico.com	28	15.3	8	16
12.	localwork.ca	28	4.7	2	19
13.	canadianexecutivesearch.com	26	6.4	6	1
14.	enbridge.wd3.myworkdayjobs.com	23	11.7	14	1
15.	careerarc.com	10	49.0	58	3
16.	rncareers.ca	7	3.8	2	3
17.	network.applytoeducation.com	7	4.1	3	2
18.	chatham-kent.njoyn.com	7	45.3	30	1