



# JOB DEMAND REPORT

## OCTOBER 2022

### HIGHLIGHTS

#### JOB POSTINGS BY THE NUMBERS

POSTING COUNT	NEW THIS MONTH	COMPANIES	JOB BOARDS
1,697	958	597	28

#### # OF DAYS POSTED

AVERAGE	MEDIAN
20.9	21

## REPORT BUILDER

The default filter selection below will show all job demand data for the month. You can use the filters to create a customized report for the purpose of understanding a subset of the data.

### OCCUPATION FILTERS

SKILL TYPE NAME / 1-DIGIT NOC

MAJOR GROUP / 2-DIGIT NOC

MINOR GROUP / 3-DIGIT NOC

UNIT GROUP / 4-DIGIT NOC

SKILL LEVEL

JOB TYPE

JOB DURATION

ADDITIONAL LANGUAGE

SPECIFIC JOB TAGS

### OTHER FILTERS

JOB BOARD

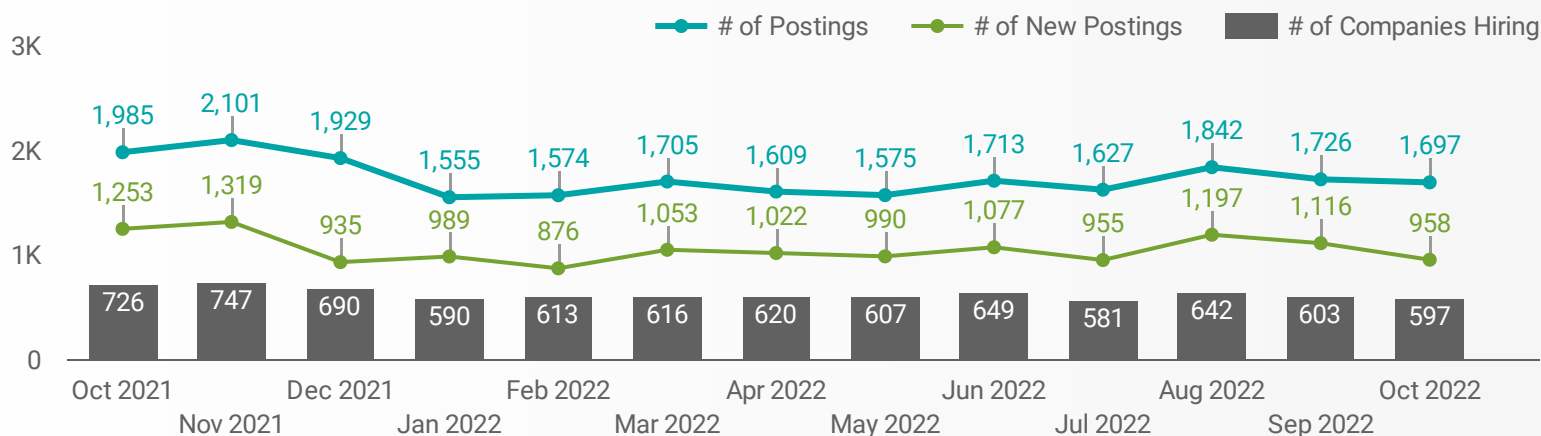
NOC = National Occupation Classification | NAICS = North American Industry Classification System

**Source:**

Job posting data collected by the chathamkentjobs.com from job boards and employer websites who recruit candidates in the Municipality of Chatham-Kent.

## JOB POSTINGS BY MONTH FOR CHATHAM-KENT

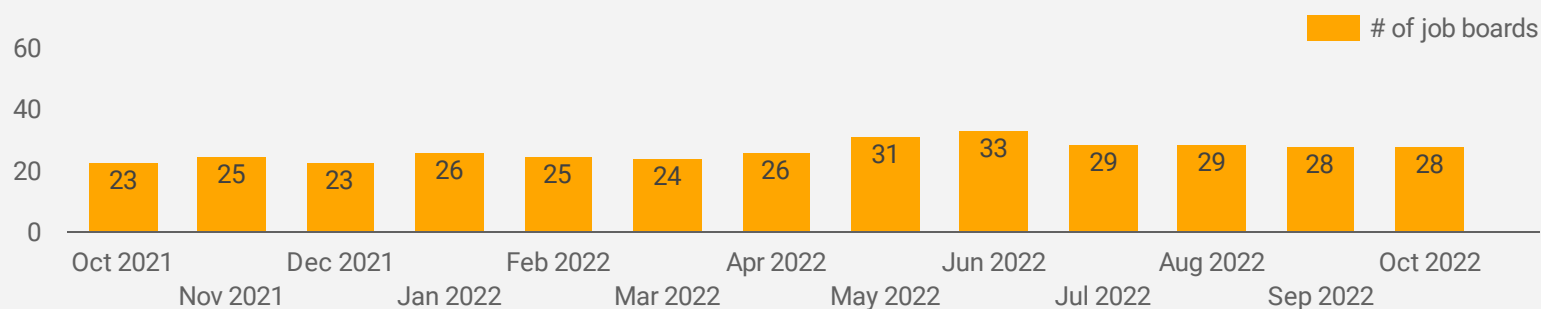
How many job postings were active for at least 1 day this month?



NOTE: This graph cannot be filtered using the controls on the cover page

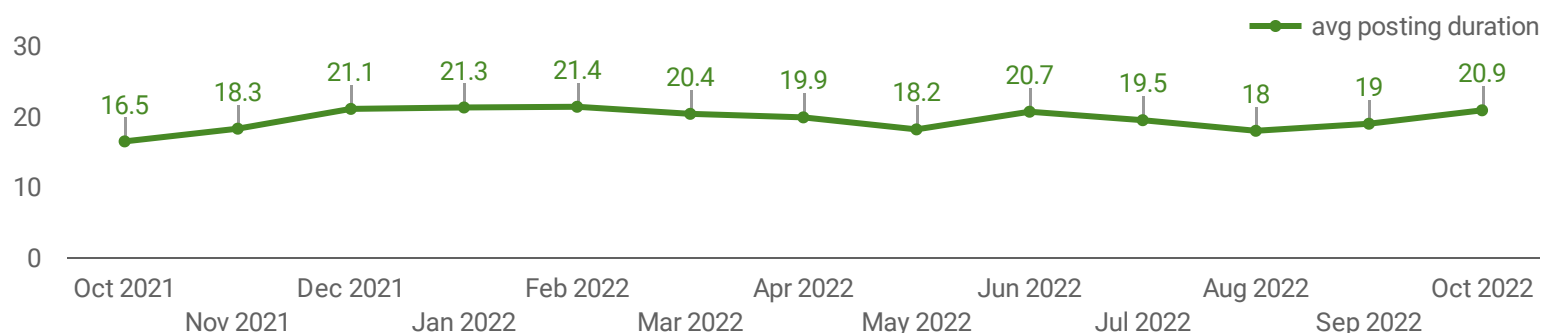
## NUMBER OF ACTIVE JOB BOARDS

How many job postings were active for at least 1 day this month on these job boards?



## AVG & MEDIAN POSTING LENGTH BY DAYS

How long are employers having to recruit for to find candidates to fill their job vacancies?



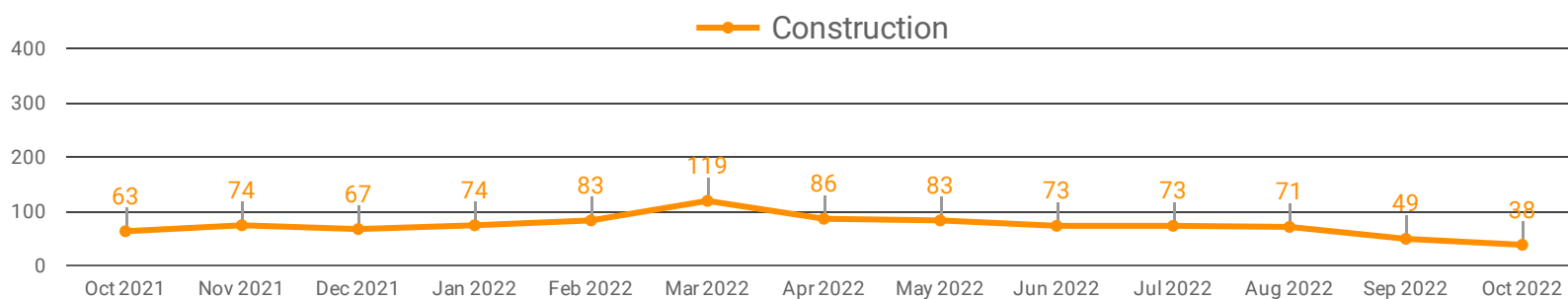
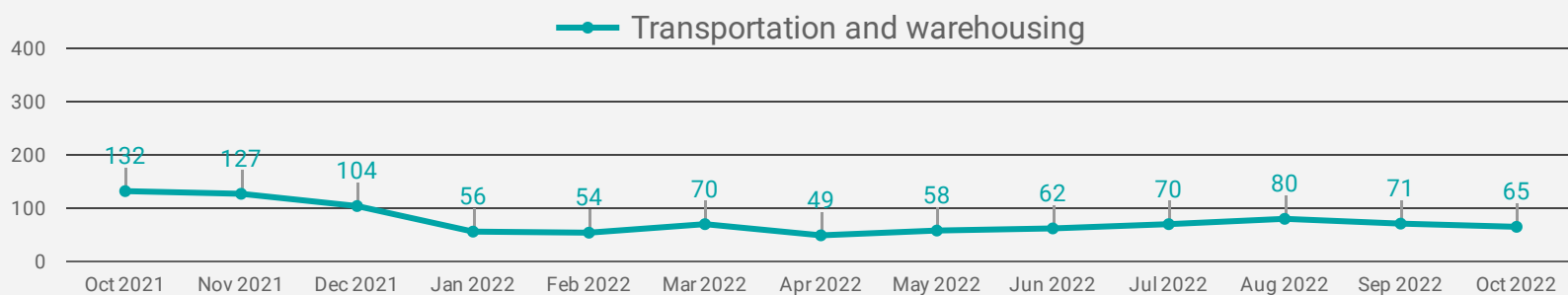
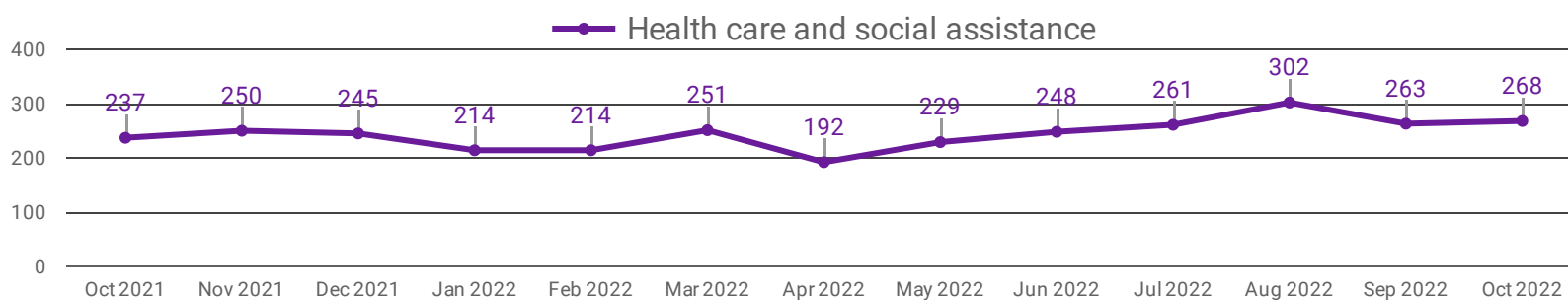
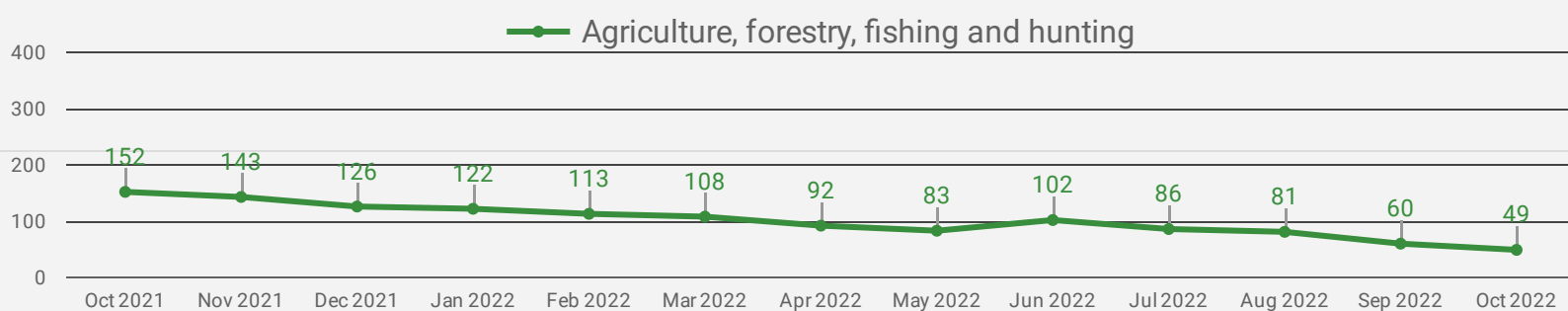
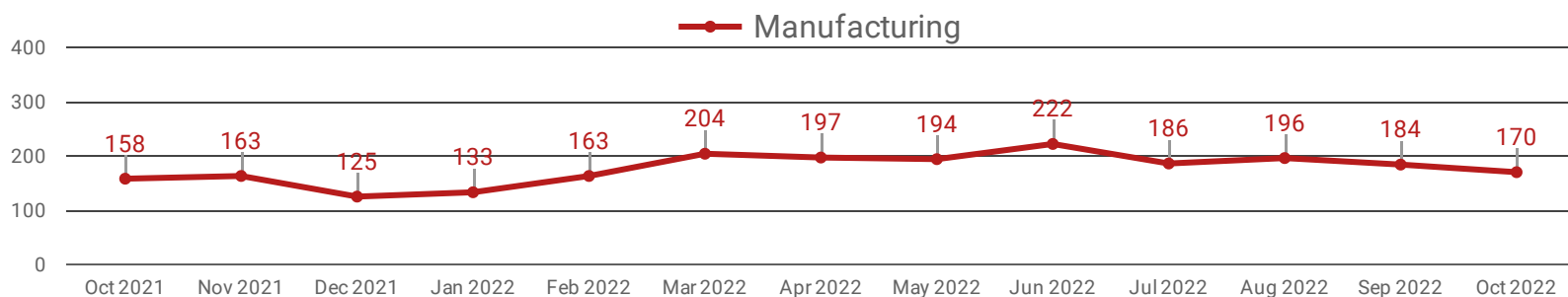
## POST DATE TIMELINE FOR THIS MONTH'S ACTIVE JOB POSTINGS

How many job postings were active for at least 1 day this month?



## DEMAND BY KEY SECTOR FOR CHATHAM-KENT

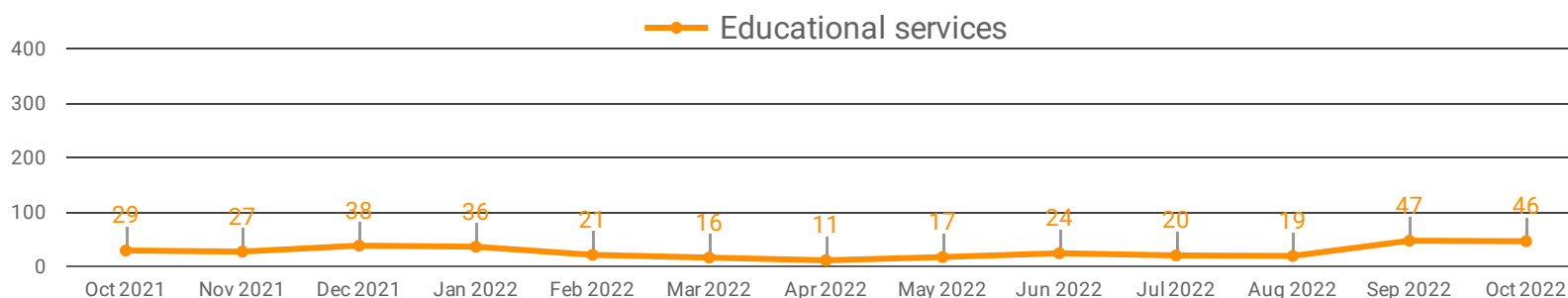
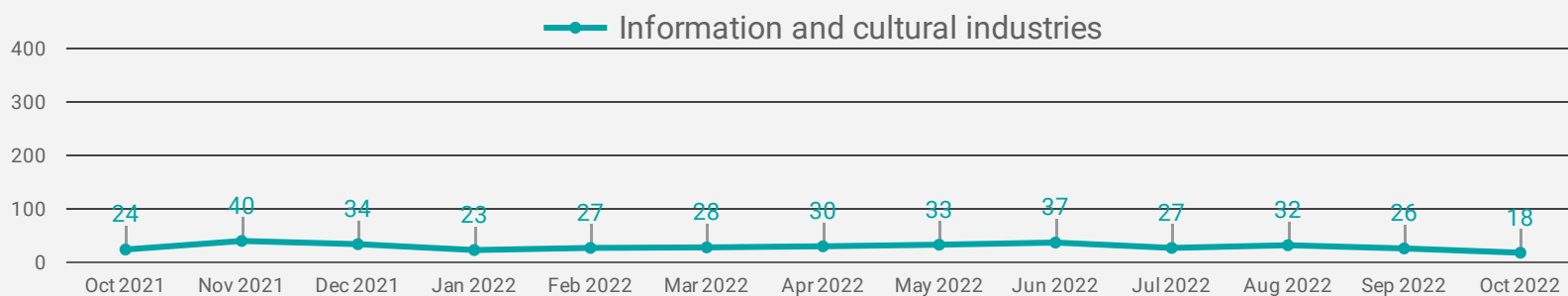
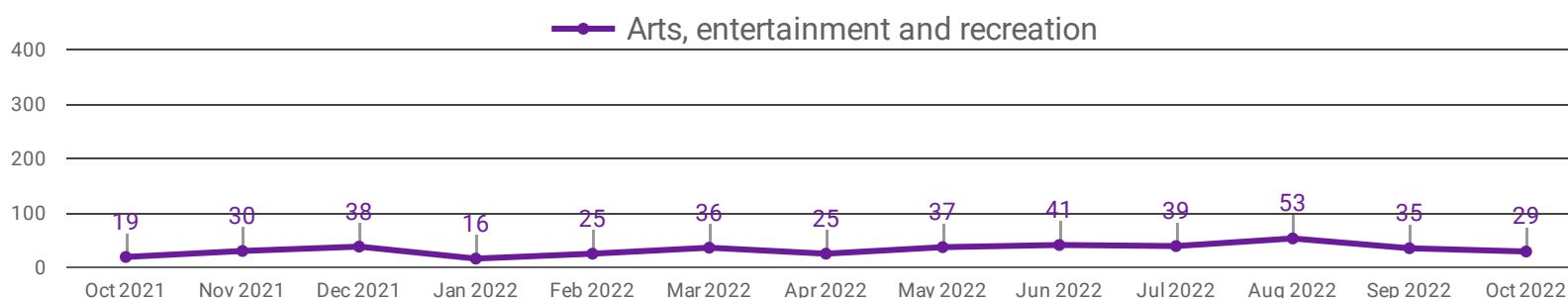
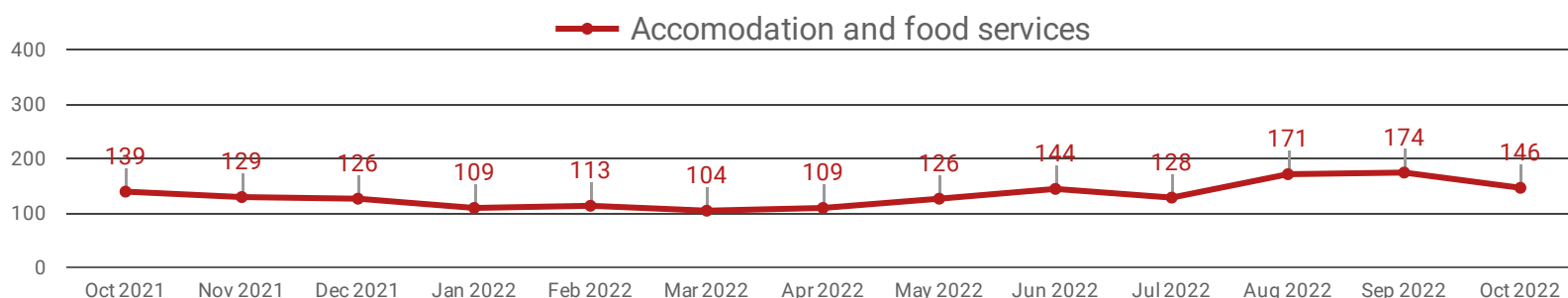
How many job postings were active for at least 1 day this month by sector?



NOTE: This graph cannot be filtered using the controls on the cover page

## DEMAND BY IMPACTED SECTOR FOR CHATHAM-KENT

How many job postings were active for at least 1 day this month by sector?



NOTE: This graph cannot be filtered using the controls on the cover page

## JOB POSTINGS BY COMMUNITY

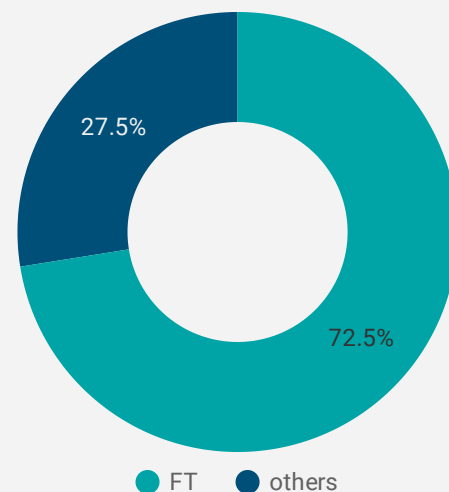
How many job postings were active for at least 1 day this month?

	COMMUNITY	POSTING COUNT	AVG POSTING LENGTH IN DAYS	MEDIAN POSTING LENGTH IN DAYS
1.	Chatham-Kent	858	20.5	21
2.	Chatham	336	21.5	20
3.	Tilbury	123	19.0	21
4.	Wallaceburg	119	20.6	21
5.	Blenheim	100	27.6	21
6.	Ridgetown	57	19.7	21
7.	Dresden	33	19.6	21
8.	Thamesville	19	16.9	18
9.	Wheatley	18	20.6	28
10.	Merlin	7	23.0	21
11.	Pain Court	7	20.0	21
12.	Bothwell	7	54.5	55
13.	Dover Centre	6	18.0	20
14.	Cedar Springs	2	11.5	12
15.	Kent Bridge	2	14.5	15
16.	Morpeth	1	21.0	21
17.	Tupperville	1	21.0	21
18.	Charing Cross	1	21.0	21

1 - 18 / 18

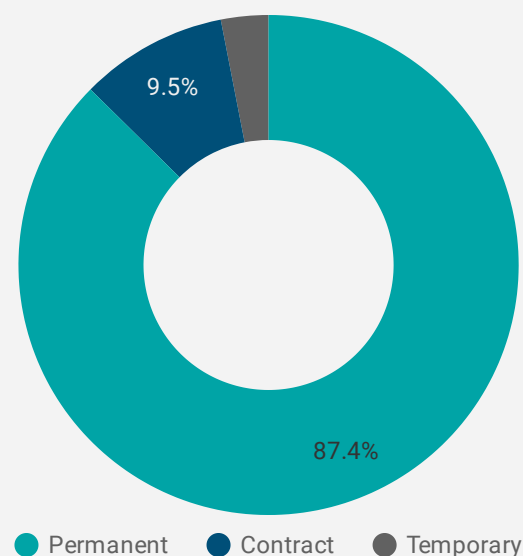
## JOB TYPE

Full-time vs Part-time



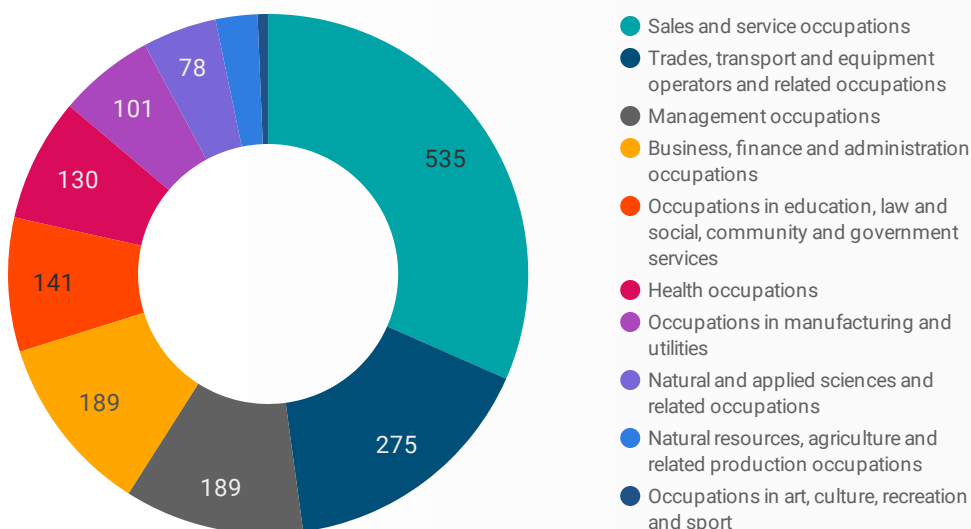
## JOB DURATION

Permanency of jobs posted



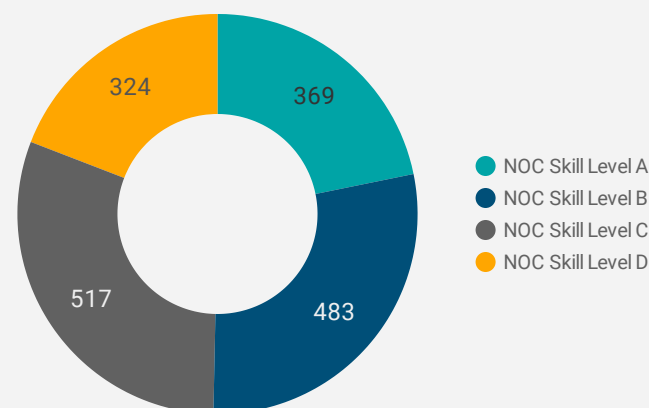
## JOB POSTINGS BY JOB CATEGORY

What broad occupational category is being recruited?



## JOB POSTINGS BY SKILL LEVEL

What education do occupations typically require?



Skill Level A = Usually University education | Skill Level B = Usually College education or Apprenticeship training | Skill Level C = Usually Secondary education or occupation-specific training | Skill Level D = Usually on-the-job training

## TOP HIRING EMPLOYERS & AGENCIES

Who is hiring?













	COMPANY	COMMUNITY	POSTINGS COUNT ▾	AVG POSTING LENGTH IN DAYS	MEDIAN POSTING LENGTH IN DAYS
1.	Chatham Kent Health Alliance	Chatham-Kent	64	32.0	21
2.	Enbridge Inc.	Chatham	40	15.4	15
3.	The Municipality of Chatham-Kent	Chatham-Kent	33	28.8	21
4.	Canadian Executive Search Group Inc.	Chatham-Kent	20	18.9	21
5.	Pilot Company	Tilbury	19	14.7	14
6.	Martinrea International Inc.	Chatham-Kent	18	25.8	21
7.	Revera	Blenheim	18	16.9	21
8.	Enbridge Inc.	Chatham-Kent	17	18.7	21
9.	Revera	Chatham-Kent	17	18.7	21
10.	Canadian Executive Search Group Inc.	Chatham	16	8.2	6
11.	Tim Hortons	Chatham-Kent	15	21.0	21
12.	1 Source Design Ltd.	Wallaceburg	12	15.5	15
13.	Renaissance Personnel	Chatham	12	41.7	24
14.	Cascades Casino	Chatham-Kent	11	13.0	16
15.	St Angela's Meadow Retirement Home	Chatham-Kent	11	16.5	18
16.	BELFOR CANADA INC.	Chatham-Kent	10	21.0	21
17.	Revera	Ridgetown	10	21.0	21
18.	KSR INTERNATIONAL	Ridgetown	10	23.3	21
19.	Victorian Order of Nurses / VON	Chatham-Kent	10	24.0	24
20.	Mercato Fresh	Chatham	9	22.0	22
21.	Blenheim Mystop	Blenheim	9	19.0	19
22.	Kijiji	Chatham	9	15.0	15
23.	Manpower	Chatham-Kent	9	21.0	21
24.	McDonald's	Chatham	9	19.5	21
25.	Shoppers Drug Mart	Chatham	9	19.0	19
26.	Bayshore HealthCare	Chatham-Kent	9	20.0	21
27.	McDonald's	Tilbury	9	21.0	21
28.	Core Services Inc	Chatham-Kent	8	21.0	21
29.	St. Andrew's Residence, Chatham	Chatham-Kent	8	21.1	21
30.	Kelly Services	Chatham-Kent	8	21.3	21
31.	Tim Hortons	Chatham	8	25.0	23

## TOP HOURLY WAGES IN JOB POSTINGS

What are employers willing to pay to find the perfect candidate?










# of Minimum Wage Jobs

65

	JOB TITLE	COMPANY	LOCATION	HOURLY WAGE ▾
1.	General Manager - Financial, Communications And Other Business Services	2604395 Ontario Inc	Tilbury	63.5 
2.	Accounting Analyst	Kelly Services	Chatham-Kent	50 
3.	General Manager, Sales - Trade, Broadcasting And Other Services	Blenheim Mystop	Blenheim	48 
4.	Registered Nurse	The Municipality of Chatham-Kent	Chatham-Kent	47.58 
5.	Department Head, Secondary School	Canada Albion Co., Ltd.	Wallaceburg	47.5 
6.	Excavator Operator	B & B Construction	Chatham-Kent	42 
7.	Administrative Manager	FancyTour Canada Inc.	Chatham	40.5 
8.	Millwright Industrial	KSR INTERNATIONAL	Ridgetown	40 
9.	Store Manager - Retail	Blenheim Mystop	Blenheim	40 
10.	Store Manager - Retail	Blenheim Mystop	Blenheim	40 
11.	Store Manager - Retail Job	Blenheim Mystop	Blenheim	40 
12.	Hvac (heating, Ventilation And Air Conditioning) Mechanic	Arctic Heating & Cooling	Wallaceburg	40 
				1 - 100 / 232 < >

## TOP SALARIES IN JOB POSTINGS

What are employers willing to pay to find the perfect candidate?

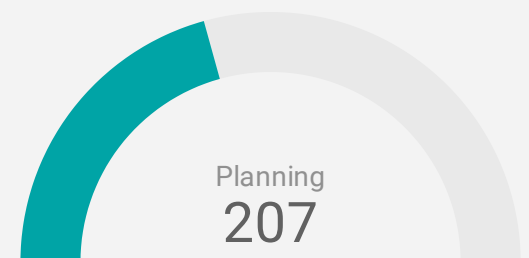
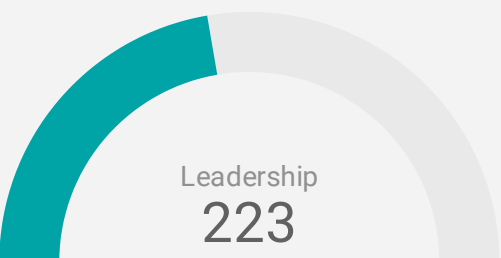
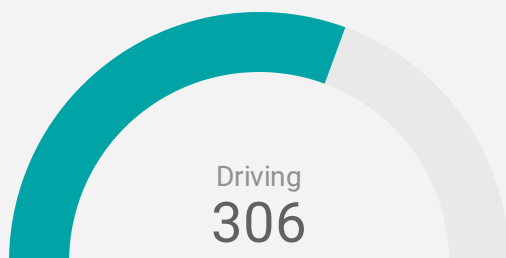
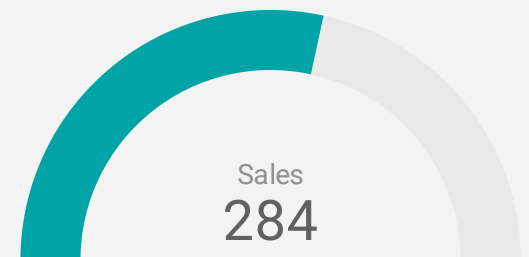
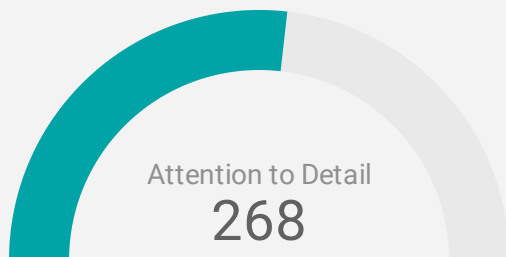
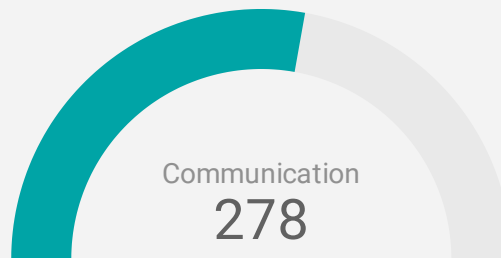
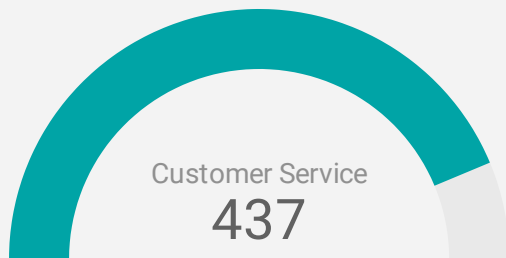
	JOB TITLE	COMPANY	LOCATION	ANNUAL SALARY ▾
1.	General Manager, Infrastructure & Engineering Services	The Municipality of Chatham-Kent	Chatham-Kent	214,469 
2.	General Manager - Government Services	The Municipality of Chatham-Kent	Chatham	174,878 
3.	Director, Drainage, Asset & Waste Management	The Municipality of Chatham-Kent	Chatham-Kent	158,764 
4.	Sales Representative	Handy Bros. Home Comfort	Chatham-Kent	120,000 
5.	Mortgage Agent	The Mortgage Centre	Chatham-Kent	104,017 
6.	Financial Controller	Rocket Factory	Chatham-Kent	100,000 
7.	Engineering Technologist I - Traffic	The Municipality of Chatham-Kent	Chatham-Kent	94,839 
8.	Az Truck Driver - Home Daily - Permanent Full-time	DRAKKAR	Chatham-Kent	92,000 
9.	Maintenance Coordinator	Ministry of Transportation	Chatham-Kent	91,119 
10.	Director Of Maintenance	In-Tek Inc.	Tilbury	90,000 
				1 - 100 / 259 < >

## TOP IN-DEMAND SKILLS

How many times were these skills found in job postings?

ACTIVE JOB POSTINGS THIS MONTH

1,697



## KEY JOB REQUIREMENTS

How often are these requirements desired in job postings?

ACTIVE JOB POSTINGS THIS MONTH

1,697



Driver's License

30



First Aid

100



Regular Access to a Vehi

78



Criminal Record Check

144



Microsoft Office

130



Food Safety

48



## TOP OCCUPATIONS BY SKILL, FREQUENCY & DURATION

What jobs are in-demand and/or hard to fill?

	4 DIGIT NOC	4 DIGIT NOC NAME	SKILL LEVEL	POSTING COUNT	AVG POSTING LENGTH IN DAYS	MEDIAN POSTING LENGTH IN DAYS
1.	6711	Food counter attendants, kitchen helpers and related support occupations	NOC Skill Level D	90	19.2	21
2.	6421	Retail salespersons	NOC Skill Level C	86	18.7	21
3.	9619	Other labourers in processing, manufacturing and utilities	NOC Skill Level D	69	23.4	21
4.	4412	Home support workers, housekeepers and related occupations	NOC Skill Level C	63	17.4	21
5.	6552	Other customer and information services representatives	NOC Skill Level C	58	17.7	16
6.	7452	Material handlers	NOC Skill Level C	36	21.5	21
7.	0125	Other business services managers	NOC Skill Level A	34	15.2	17
8.	6322	Cooks	NOC Skill Level B	33	23.0	21
9.	7511	Transport truck drivers	NOC Skill Level C	30	18.7	21
10.	8431	General farm workers	NOC Skill Level C	30	26.6	15
11.	4212	Social and community service workers	NOC Skill Level B	28	16.3	21
12.	6731	Light duty cleaners	NOC Skill Level D	25	23.8	21
13.	6733	Janitors, caretakers and building superintendents	NOC Skill Level D	24	21.8	21
14.	6311	Food service supervisors	NOC Skill Level B	24	30.4	21
15.	3233	Licensed practical nurses	NOC Skill Level B	24	34.2	30
16.	6611	Cashiers	NOC Skill Level D	24	26.6	21
17.	7311	Construction millwrights and industrial mechanics	NOC Skill Level B	23	24.7	24
18.	6623	Other sales related occupations	NOC Skill Level D	22	17.9	21
19.	1114	Other financial officers	NOC Skill Level A	20	24.3	21
20.	3012	Registered nurses and registered psychiatric nurses	NOC Skill Level A	19	29.2	30
21.	0621	Retail and wholesale trade managers	NOC Skill Level A	18	34.9	21
22.	1241	Administrative assistants	NOC Skill Level B	18	22.9	21
23.	6622	Store shelf stockers, clerks and order fillers	NOC Skill Level D	18	18.3	21
24.	0911	Manufacturing managers	NOC Skill Level A	17	16.7	19.5
25.	1431	Accounting and related clerks	NOC Skill Level C	16	18.3	21
26.	7514	Delivery and courier service drivers	NOC Skill Level C	16	18.4	21
27.	0311	Managers in health care	NOC Skill Level A	16	18.7	21
28.	0714	Facility operation and maintenance managers	NOC Skill Level A	15	18.7	21
29.	3413	Nurse aides, orderlies and patient service associates	NOC Skill Level C	15	22.6	20
30.	3219	Other medical technologists and technicians (except dental	NOC Skill Level B	13	18.0	21

## JOB POSTINGS BY 3-DIGIT NATIONAL OCCUPATION CLASSIFICATION

What jobs are hard to fill and/or in-demand?

	3 DIGIT NOC	3 DIGIT NOC NAME	SKILL LEVEL	POSTING COUNT	AVG POSTING LENGTH IN DAYS	MEDIAN POSTING LENGTH IN DAYS
1.	671	Food counter attendants, kitchen helpers and related support occupations	NOC Skill Level D	90	19.2	21
2.	642	Retail salespersons	NOC Skill Level C	86	18.7	21
3.	961	Labourers in processing, manufacturing and utilities	NOC Skill Level D	75	23.3	21
4.	441	Home care providers and educational support occupations	NOC Skill Level C	66	17.2	21
5.	655	Customer and information services representatives	NOC Skill Level C	58	17.7	16
6.	673	Cleaners	NOC Skill Level D	58	22.4	21
7.	751	Motor vehicle and transit drivers	NOC Skill Level C	49	19.2	21
8.	662	Other sales support and related occupations	NOC Skill Level D	46	18.5	21
9.	012	Senior managers - construction, transportation, production and utilities	NOC Skill Level A	44	16.2	21
10.	111	Auditors, accountants and investment professionals	NOC Skill Level A	40	22.5	21
11.	632	Chefs and cooks	NOC Skill Level B	39	22.0	21
12.	421	Paraprofessional occupations in legal, social, community and education services	NOC Skill Level B	38	16.7	21
13.	843	Agriculture and horticulture workers	NOC Skill Level C	36	25.6	15
14.	745	Longshore workers and material handlers	NOC Skill Level C	36	21.5	21
15.	631	Service supervisors	NOC Skill Level B	32	27.6	21
16.	731	Machinery and transportation equipment mechanics (except motor vehicles)	NOC Skill Level B	30	27.4	24
17.	321	Medical technologists and technicians (except dental health)	NOC Skill Level B	30	19.2	21
18.	723	Machining, metal forming, shaping and erecting trades	NOC Skill Level B	28	21.8	21
19.	323	Other technical occupations in health care	NOC Skill Level B	25	33.1	30
20.	143	Financial, insurance and related administrative support workers	NOC Skill Level C	24	19.2	21
21.	661	Cashiers	NOC Skill Level D	24	26.6	21
22.	071	Managers in customer and personal services, n.e.c.	NOC Skill Level A	23	19.1	21
23.	124	Office administrative assistants - general, legal and medical	NOC Skill Level B	22	22.1	21
24.	152	Supply chain logistics, tracking and scheduling co-ordination occupations	NOC Skill Level C	21	17.8	21
25.	341	Assisting occupations in support of health services	NOC Skill Level C	21	21.8	20
26.	301	Professional occupations in nursing	NOC Skill Level A	20	29.2	30
27.	651	Occupations in food and beverage service	NOC Skill Level C	19	16.5	21
28.	122	Administrative and regulatory occupations	NOC Skill Level B	19	25.9	21

## JOB POSTINGS BY 2-DIGIT NATIONAL OCCUPATION CLASSIFICATION

What jobs are hard to fill and/or in-demand?

	2 DIGIT NOC	2 DIGIT NOC NAME	SKILL LEVEL	POSTING COUNT	AVG POSTING LENGTH IN DAYS	MEDIAN POSTING LENGTH IN DAYS
1.	67	Service support and other service occupations, n.e.c.	NOC Skill Level D	154	20.5	21
2.	65	Service representatives and other customer and personal services occupations	NOC Skill Level C	102	17.0	17
3.	63	Service supervisors and specialized service occupations	NOC Skill Level B	91	22.8	21
4.	64	Sales representatives and salespersons - wholesale and retail trade	NOC Skill Level C	88	18.6	21
5.	72	Industrial, electrical and construction trades	NOC Skill Level B	81	22.2	21
6.	96	Labourers in processing, manufacturing and utilities	NOC Skill Level D	75	23.3	21
7.	75	Transport and heavy equipment operation and related maintenance occupations	NOC Skill Level C	72	19.5	21
8.	66	Sales support occupations	NOC Skill Level D	70	21.3	21
9.	44	Care providers and educational, legal and public protection support occupations	NOC Skill Level C	66	17.2	21
10.	01	Senior managers - construction, transportation, production and utilities	NOC Skill Level A	61	16.2	21
11.	32	Technical occupations in health	NOC Skill Level B	55	25.5	21
12.	73	Maintenance and equipment operation trades	NOC Skill Level B	55	27.6	21
13.	12	Administrative and financial supervisors and administrative occupations	NOC Skill Level B	55	22.6	21
14.	11	Professional occupations in business and finance	NOC Skill Level A	51	21.8	21
15.	74	Other installers, repairers and servicers and material handlers	NOC Skill Level C	45	21.3	21
16.	06	Middle management occupations in retail and wholesale trade and customer services	NOC Skill Level A	44	24.4	21
17.	14	Office support occupations	NOC Skill Level C	41	20.9	21
18.	21	Professional occupations in natural and applied sciences	NOC Skill Level A	40	16.2	21
19.	22	Technical occupations related to natural and applied sciences	NOC Skill Level B	38	23.2	21
20.	42	Paraprofessional occupations in legal, social, community and education services	NOC Skill Level B	38	16.7	21
21.	84	Workers in natural resources, agriculture and related production	NOC Skill Level C	36	25.6	15
22.	31	Professional occupations in health (except nursing)	NOC Skill Level A	34	36.5	21
23.	62	Retail sales supervisors and specialized sales occupations	NOC Skill Level B	30	18.1	21
24.	15	Distribution, tracking and scheduling co-ordination occupations	NOC Skill Level C	30	18.3	21
25.	41	Professional occupations in law and social, community and government services	NOC Skill Level A	29	18.7	21
26.	07	Managers in customer and personal services, n.e.c.	NOC Skill Level A	24	18.7	21
27.	76	Trades helpers, construction labourers and related occupations	NOC Skill Level D	22	18.1	21

## MULTILINGUAL JOB POSTINGS BY THE NUMBERS

ACTIVE POSTINGS  
**165**

NEW POSTINGS  
**0**

COMPANIES  
**86**

LANGUAGES  
**4**

## # OF DAYS POSTED

AVERAGE  
**15.8**

MEDIAN  
**16**

## MULTILINGUAL JOB POSTINGS BY SKILL LEVEL

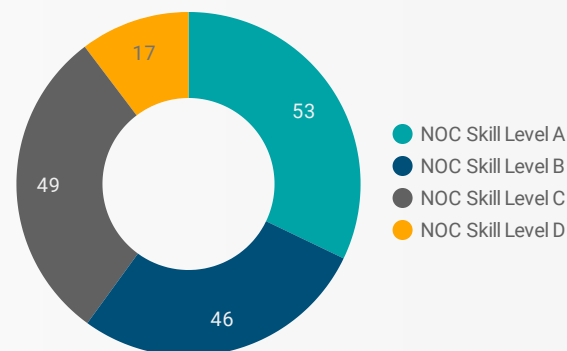
What language skills are employers looking for by occupational skill level?

**53** Skill Level A - Management/ Professional Occupations usually requiring University

**46** Skill Level B - Usually college education or apprenticeship training

**49** Skill Level C - Usually secondary education or occupation-specific training

**17** Skill Level D - Usually on-the-job training

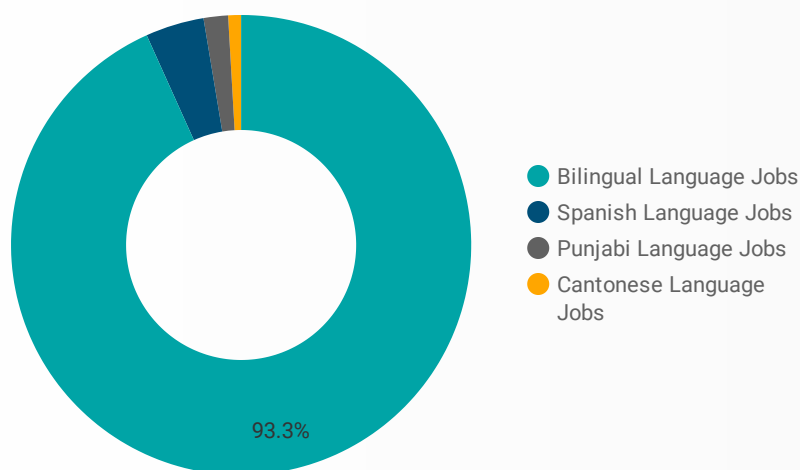


SKILL LEVEL / POSTING COUNT

JOB LANGUA...	NOC Skill Level A	NOC Skill Level B	NOC Skill Level C	NOC Skill Level D
French Langu...	...	...	...	...
Bilingual Lan...	3	6	7	
Spanish Lang...		1	3	
Punjabi Lang...	3			
Cantonese La...			1	

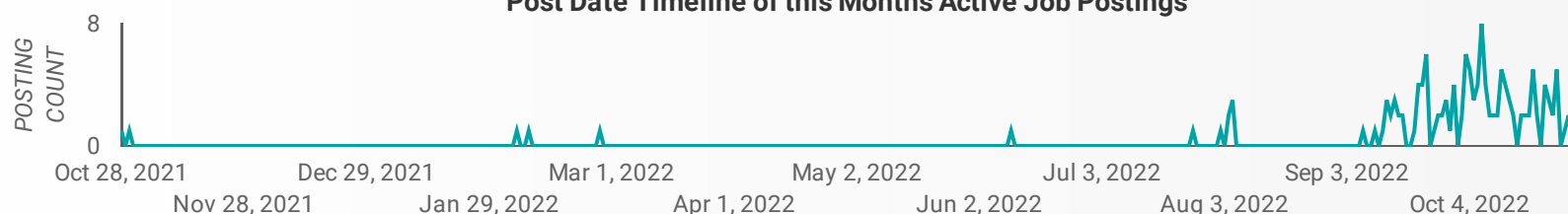
## LANGUAGE SKILLS BREAKDOWN

Which kinds of language skills do employers seek?



LANGUAGES	POSTING COUNT
1. Bilingual Language Jobs	157
2. Spanish Language Jobs	4
3. Punjabi Language Jobs	3
4. Cantonese Language Jobs	1

## Post Date Timeline of this Month's Active Job Postings



## LANGUAGE SKILLS BEING RECRUITED BY JOB CATEGORY

What language skills are sought by 1-Digit NOC?

BROAD OCCUPATIONAL CATEGORY	Bilingual Language...	Spanish Language...	Punjabi Language...	Cantonese Language...	Grand total
Trades, transport and equipment operator...	16				16
Sales and service occupations	47	1		1	49
Occupations in manufacturing and utilities	4				4
Occupations in education, law and social, ...	19				19
Natural resources, agriculture and related ...	1	3			4
Natural and applied sciences and related o...	4				4
Management occupations	17		3		20
Health occupations	37				37
Business, finance and administration occu...	12				12
<b>Grand total</b>	<b>157</b>	<b>4</b>	<b>3</b>	<b>1</b>	<b>165</b>

## MULTILINGUAL JOB POSTINGS BY COMMUNITY

What language skills are sought by 4-Digit NOC?

	MUNICIPALITY	JOB LANGUAGES ▾	AVG POSTING LENGTH IN DAYS	MEDIAN POSTING LENGTH IN DAYS
1.	Chatham-Kent	106	20.0	21
2.	Chatham	21	25.9	19.5
3.	Wallaceburg	11	13.4	14
4.	Blenheim	8	18.6	21
5.	Tilbury	6	21.0	21
6.	Ridgetown	4	18.7	21
7.	Wheatley	4		
8.	Pain Court	2	18.0	18
9.	Dresden	1	11.0	11
10.	Thamesville	1	14.0	14
11.	Tupperville	1	21.0	21

## LANGUAGE DEMAND BY JOB

What language skills are sought by 4-Digit NOC?

4 DIGIT NOC NAME	POSTINGS
1. Other customer and information services re...	16
2. Registered nurses and registered psychiatri...	11
3. Licensed practical nurses	11
4. Food counter attendants, kitchen helpers an...	8
5. Retail salespersons	7
6. Material handlers	6
7. Social and community service workers	5
8. Social workers	4
9. Other professional occupations in therapy a...	4
10. Managers in health care	4
11. Other sales related occupations	4
12. Transport truck drivers	3
13. Home support workers, housekeepers and r...	3
14. Medical laboratory technologists	3
15. Bartenders	3
16. Janitors, caretakers and building superinten...	3
17. Occupational therapists	3
18. Accommodation service managers	3
19. Food service supervisors	3
20. Professional occupations in advertising, ma...	2
21. Manufacturing managers	2
22. Financial managers	2
23. Retail and wholesale trade managers	2
24. Elementary school and kindergarten teachers	2
25. Medical radiation technologists	2
26. Family, marriage and other related counsell...	2
27. Physiotherapists	2
28. Facility operation and maintenance manage...	2
29. Machinists and machining and tooling inspe...	2
30. Receptionists	2
31. Early childhood educators and assistants	2
32. User support technicians	2

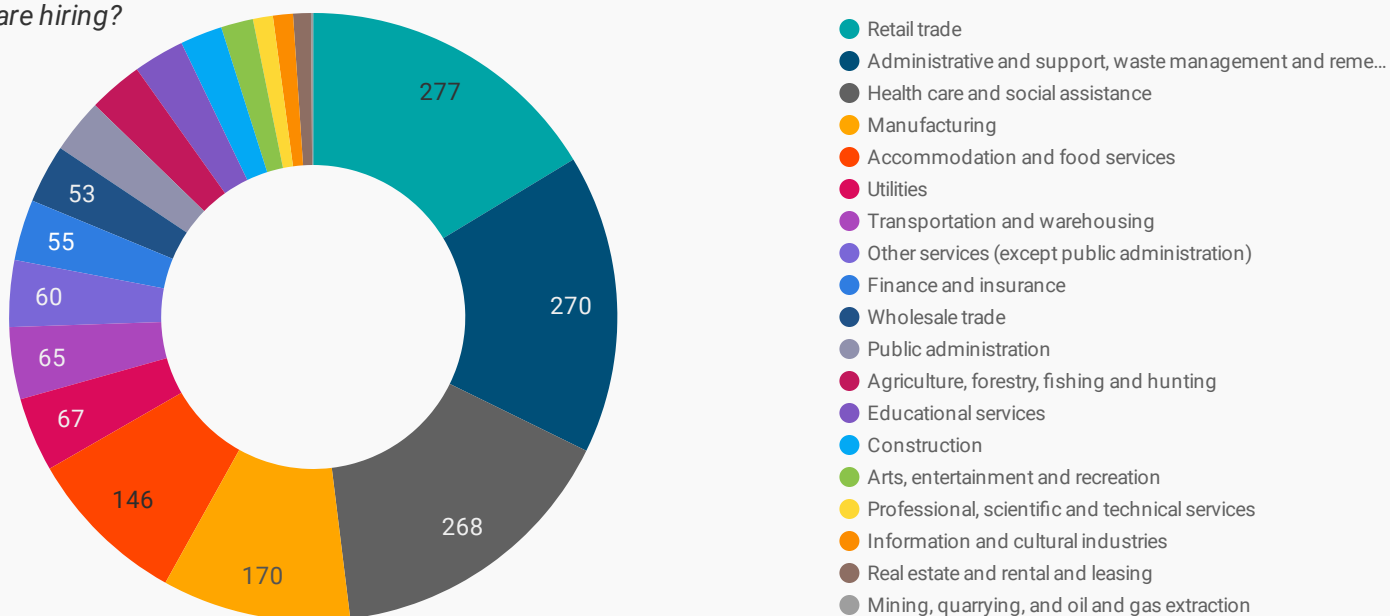
## MULTILINGUAL HIRING EMPLOYERS

Which employers are seeking multilingual candidates?

COMPANY	POSTINGS
1. Chatham Kent Health Alliance	26
2. Liquor Control Board of Ontario	8
3. Linck Child, Youth and Family Supports	6
4. Victorian Order of Nurses / VON	6
5. Retro Suites Hotel	3
6. Home and Community Care Support Services	3
7. Kelly Services	3
8. Hacienda North Farms Inc,	3
9. RM Sotheby's	3
10. Victoria Order Of Nurses	3
11. KSR INTERNATIONAL	3
12. Adult Language and Learning	2
13. Retro Fun House	2
14. AarKel Tool and Die	2
15. Bayshore HealthCare	2
16. OPUSING STAFFING	2
17. Teksavvy Solutions Inc.	2
18. Dover Corn Products Ltd	2
19. Home and Community Care Support Services South West	2
20. Rocket Factory	2
21. Tim Hortons	2
22. The Municipality of Chatham-Kent	2
23. Stallaert Group	2
24. Bell Canada	2
25. Chatham Granite Club	2
26. In-Tek Inc.	2
27. St. Clair Catholic District School Board	2
28. Enbridge Inc.	2
29. Saxony Motel	2
30. B & B Construction	2
31. Maizex Seeds	2

## TOP HIRING SECTORS BY 2-DIGIT NAICS CODE

What sectors are hiring?



	2-DIGIT NAICS LABEL	NAICS CODE	POSTING COUNT	AVG POSTING LENGTH IN DAYS	MEDIAN POSTING LENGTH IN DAYS
1.	Retail trade	44-45	277	20.5	21
2.	Administrative and support, waste management and remediation services	56	270	20.8	21
3.	Health care and social assistance	62	268	21.4	21
4.	Manufacturing	31-33	170	20.7	21
5.	Accommodation and food services	72	146	22.3	21
6.	Utilities	22	67	17.4	21
7.	Transportation and warehousing	48-49	65	17.9	21
8.	Other services (except public administration)	81	60	20.5	21
9.	Finance and insurance	52	55	20.5	21
10.	Wholesale trade	41	53	22.8	21
11.	Public administration	91	49	28.0	21
12.	Agriculture, forestry, fishing and hunting	11	49	25.8	21
13.	Educational services	61	46	17.2	21
14.	Construction	23	38	24.7	21
15.	Arts, entertainment and recreation	71	29	16.2	20.5
16.	Professional, scientific and technical services	54	18	15.9	18
17.	Information and cultural industries	51	18	15.9	21
18.	Real estate and rental and leasing	53	16	29.0	21
19.	Mining, quarrying, and oil and gas extraction	21	2	21.0	21

NOTE: NAICS code 56 includes Employment Agencies. Manufacturing includes codes 31-33, Retail Trade includes codes 44-45 and Transportation and Warehousing includes codes 48-49.

## TOP HIRING SECTORS BY 3-DIGIT NAICS CODE

What sectors are hiring?

	3-DIGIT NAICS LABEL	NAICS CODE	POSTING COUNT ▾	AVG POSTING LENGTH IN DAYS	MEDIAN POSTING LENGTH IN DAYS
1.	Administrative and support services	561	263	20.9	21
2.	Food services and drinking places	722	128	21.7	21
3.	Nursing and residential care facilities	623	100	19.4	21
4.	Ambulatory health care services	621	86	21.2	21
5.	Utilities	221	67	17.4	21
6.	Hospitals	622	65	31.0	21
7.	Transportation equipment manufacturing	336	50	23.2	21
8.	Food and beverage stores	445	48	16.5	19
9.	Educational services	611	46	17.2	21
10.	Gasoline stations	447	44	30.3	21
11.	Crop production	111	42	26.2	21
12.	Motor vehicle and parts dealers	441	39	17.3	21
13.	Local, municipal and regional public administration	913	37	27.9	21
14.	Credit intermediation and related activities	522	36	21.6	21
15.	Religious, grant-making, civic, and professional and similar organizations	813	33	21.7	21
16.	Miscellaneous store retailers	453	31	20.7	21
17.	Fabricated metal product manufacturing	332	30	17.4	15
18.	Health and personal care stores	446	29	15.6	18
19.	Amusement, gambling and recreation industries	713	26	16.1	21
20.	Food manufacturing	311	23	24.5	21
21.	Building material and garden equipment and supplies dealers	444	19	18.0	20
22.	General merchandise stores	452	19	20.8	21
23.	Specialty trade contractors	238	18	28.1	21
24.	Personal and laundry services	812	18	19.2	21
25.	Miscellaneous manufacturing	339	18	19.5	21
26.	Accommodation services	721	18	25.8	21
27.	Couriers and messengers	492	18	18.4	21
28.	Professional, scientific and technical services	541	18	15.9	18
29.	Plastics and rubber products manufacturing	326	17	18.7	17.5
30.	Insurance carriers and related activities	524	17	18.8	21
31.	Social assistance	624	17	14.1	14.5



## TOP HIRING SECTORS BY 4-DIGIT NAICS CODE

What sectors are hiring?

	4-DIGIT NAICS LABEL	NAICS CODE	POSTING COUNT ▾	AVG POSTING LENGTH IN DAYS	MEDIAN POSTING LENGTH IN DAYS
1.	Employment services	5613	198	21.0	21
2.	Full-service restaurants and limited-service eating places	7225	112	22.1	21
3.	Community care facilities for the elderly	6233	84	19.3	21
4.	General medical and surgical hospitals	6221	65	31.0	21
5.	Natural gas distribution	2212	59	16.5	21
6.	Home health care services	6216	54	20.8	21
7.	Motor vehicle parts manufacturing	3363	47	23.3	21
8.	Gasoline stations	4471	44	30.3	21
9.	Grocery stores	4451	36	17.0	21
10.	Other local, municipal and regional public administration	9139	34	28.8	21
11.	Services to buildings and dwellings	5617	33	21.4	21
12.	Health and personal care stores	4461	29	15.6	18
13.	Machine shops, turned product, and screw, nut and bolt manufacturing	3327	28	17.5	15
14.	Automobile dealers	4411	26	18.3	21
15.	Civic and social organizations	8134	25	23.0	21
16.	Depository credit intermediation	5221	24	21.9	21
17.	Greenhouse, nursery and floriculture production	1114	22	20.7	21
18.	Elementary and secondary schools	6111	22	15.1	20.5
19.	Other miscellaneous store retailers	4539	20	20.2	19.5
20.	Business support services	5614	19	19.1	21
21.	Building material and supplies dealers	4441	18	18.2	20.5
22.	Other miscellaneous manufacturing	3399	18	19.5	21
23.	Gambling industries	7132	18	13.4	15.5
24.	Traveller accommodation	7211	17	26.1	21
25.	Other schools and instruction	6116	17	20.6	21
26.	Clothing stores	4481	16	17.5	21
27.	Agencies, brokerages and other insurance related activities	5242	16	18.8	21
28.	Special food services	7223	15	19.8	21
29.	Department stores	4521	14	21.3	21
30.	Couriers	4921	14	19.1	21
31.	Other crop farming	1119	13	36.0	18

## TOP HIRING SECTORS BY 5-DIGIT NAICS CODE

What sectors are hiring?

	5-DIGIT NAICS LABEL	NAICS CODE	POSTING COUNT ▾	AVG POSTING LENGTH IN DAYS	MEDIAN POSTING LENGTH IN DAYS
1.	Employment placement agencies and executive search services	56131	198	21.0	21
2.	Full-service restaurants and limited-service eating places	72251	112	22.1	21
3.	Community care facilities for the elderly	62331	84	19.3	21
4.	General medical and surgical hospitals	62211	65	31.0	21
5.	Natural gas distribution	22121	59	16.5	21
6.	Home health care services	62161	54	20.8	21
7.	Gasoline stations with convenience stores	44711	42	30.9	19
8.	Other motor vehicle parts manufacturing	33639	35	24.5	21
9.	Other local, municipal and regional public administration	91391	34	28.8	21
10.	Supermarkets and other grocery (except convenience) stores	44511	33	17.6	21
11.	Machine shops	33271	28	17.5	15
12.	Pharmacies and drug stores	44611	26	15.9	18
13.	Civic and social organizations	81341	25	23.0	21
14.	Banking	52211	23	21.9	21
15.	Elementary and secondary schools	61111	22	15.1	20.5
16.	Food crops grown under cover	11141	21	20.6	21
17.	New car dealers	44111	20	18.9	21
18.	Other services to buildings and dwellings	56179	18	21.0	21
19.	All other miscellaneous manufacturing	33999	18	19.5	21
20.	Casinos (except casino hotels)	71321	18	13.4	15.5
21.	All other miscellaneous store retailers	45399	18	21.8	21
22.	All other schools and instruction	61169	17	20.6	21
23.	Hotels (except casino hotels) and motels	72111	17	26.1	21
24.	Insurance agencies and brokerages	52421	16	18.8	21
25.	Food service contractors	72231	15	19.8	21
26.	Department stores	45211	14	21.3	21
27.	Couriers	49211	14	19.1	21
28.	All other crop farming	11199	13	36.0	18
29.	Hair care and esthetic services	81211	12	22.0	21
30.	Other residential care facilities	62399	12	23.0	21
31.	Furniture stores	44211	12	18.7	21

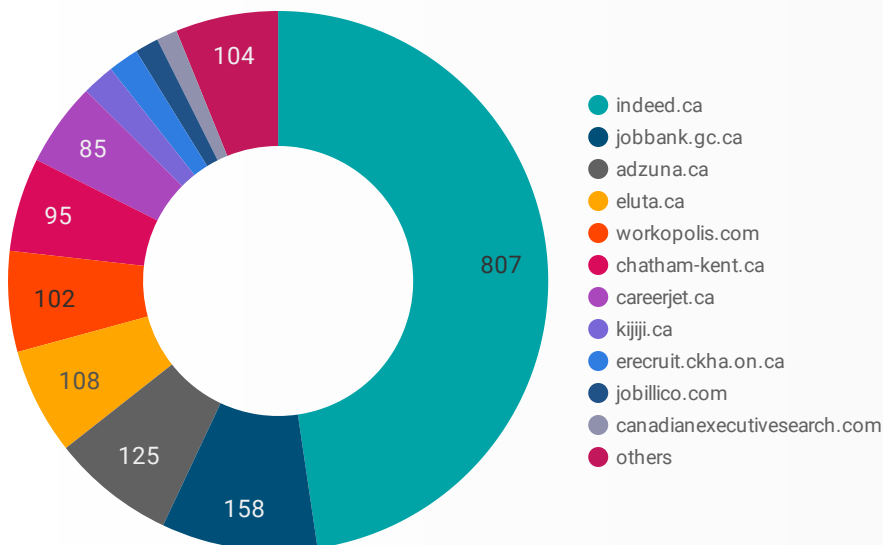
## TOP HIRING SECTORS BY 6-DIGIT NAICS CODE

What sectors are hiring?

	6-DIGIT NAICS LABEL	NAICS CODE	POSTING COUNT ▼	AVG POSTING LENGTH IN DAYS	MEDIAN POSTING LENGTH IN DAYS
1.	Employment placement agencies and executive search services	561310	198	21.0	21
2.	Limited-service eating places	722512	88	21.4	21
3.	Community care facilities for the elderly	623310	84	19.3	21
4.	General (except paediatric) hospitals	622111	65	31.0	21
5.	Natural gas distribution	221210	59	16.5	21
6.	Home health care services	621610	54	20.8	21
7.	Gasoline stations with convenience stores	447110	42	30.9	19
8.	Other motor vehicle parts manufacturing	336390	35	24.5	21
9.	Other local, municipal and regional public administration	913910	34	28.8	21
10.	Supermarkets and other grocery (except convenience) stores	445110	33	17.6	21
11.	Machine shops	332710	28	17.5	15
12.	Pharmacies and drug stores	446110	26	15.9	18
13.	Civic and social organizations	813410	25	23.0	21
14.	Full-service restaurants	722511	24	24.4	21
15.	Personal and commercial banking industry	522111	23	21.9	21
16.	Elementary and secondary schools	611110	22	15.1	20.5
17.	New car dealers	441110	20	18.9	21
18.	Casinos (except casino hotels)	713210	18	13.4	15.5
19.	All other miscellaneous manufacturing	339990	18	19.5	21
20.	All other services to buildings and dwellings	561799	18	21.0	21
21.	All other schools and instruction	611690	17	20.6	21
22.	All other miscellaneous store retailers (except beer and wine-making supplies stores)	453999	16	21.8	21
23.	Insurance agencies and brokerages	524210	16	18.8	21
24.	Food service contractors	722310	15	19.8	21
25.	Other food crops grown under cover	111419	14	20.4	21
26.	Couriers	492110	14	19.1	21
27.	Department stores	452110	14	21.3	21
28.	All other miscellaneous crop farming	111999	13	36.0	18
29.	Furniture stores	442110	12	18.7	21
30.	All other food manufacturing	311990	12	23.4	21

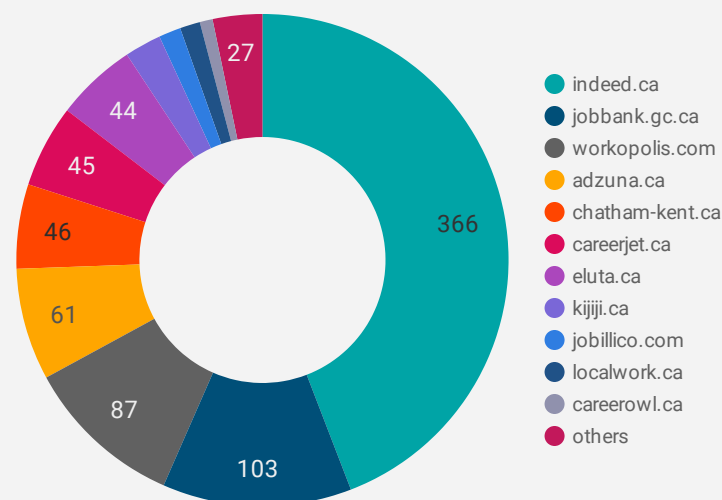
## JOB POSTINGS BY JOB BOARD

What share of unique job postings appear on each job board?



## COMPANIES BY JOB BOARD

What share of unique job postings appear on each job board?



## JOB POSTING DETAILS BY JOB BOARD

How does job posting activity differ by job board?

	JOB BOARD	POSTING COUNT ▾	AVG POSTING LENGTH IN DAYS	MEDIAN POSTING LENGTH IN DAYS	# OF COMPANIES
1.	indeed.ca	807	19.8	21	366
2.	jobbank.gc.ca	158	30.9	22	103
3.	adzuna.ca	125	17.7	18	61
4.	eluta.ca	108	19.7	21	44
5.	workopolis.com	102	13.7	14	87
6.	chatham-kent.ca	95	36.5	25	46
7.	careerjet.ca	85	20.5	18	45
8.	kijiji.ca	33	15.0	15	20
9.	erecruit.ckha.on.ca	31	47.0	24	1
10.	jobillico.com	24	25.2	14	12
11.	canadianexecutivesearch.com	21	10.3	6	1
12.	localwork.ca	19	2.7	3	11
13.	chatham-kent.njoyn.com	17	45.5	31	1
14.	enbridge.wd3.myworkdayjobs.com	12	11.9	14	1
15.	careerowl.ca	9	2.0	2	7
16.	rncareers.ca	8	15.2	14	3
17.	careerarc.com	7	42.0	42	2
18.	careerbuilder.ca	7	24.0	30	4