



JOB DEMAND REPORT

NOVEMBER 2022

HIGHLIGHTS

JOB POSTINGS BY THE NUMBERS

POSTING COUNT	NEW THIS MONTH	COMPANIES	JOB BOARDS
1,484	803	531	30

OF DAYS POSTED

AVERAGE	MEDIAN
20.9	21

REPORT BUILDER

The default filter selection below will show all job demand data for the month. You can use the filters to create a customized report for the purpose of understanding a subset of the data.

OCCUPATION FILTERS

SKILL TYPE NAME / 1-DIGIT NOC	▼
MAJOR GROUP / 2-DIGIT NOC	▼
MINOR GROUP / 3-DIGIT NOC	▼
UNIT GROUP / 4-DIGIT NOC	▼
SKILL LEVEL	▼
JOB TYPE	▼
JOB DURATION	▼
ADDITIONAL LANGUAGE	▼
SPECIFIC JOB TAGS	▼

INDUSTRY/SECTOR FILTERS

HIRING SECTOR BY 2-DIGIT NAICS CODE	▼
HIRING SECTOR BY 3-DIGIT NAICS CODE	▼
HIRING SECTOR BY 4-DIGIT NAICS CODE	▼
HIRING SECTOR BY 5-DIGIT NAICS CODE	▼
HIRING SECTOR BY 6-DIGIT NAICS CODE	▼

OTHER FILTERS

JOB BOARD	▼
-----------	---

NOC = National Occupation Classification | NAICS = North American Industry Classification System

Source:

Job posting data collected by the chathamkentjobs.com from job boards and employer websites who recruit candidates in the Municipality of Chatham-Kent.

JOB POSTINGS BY MONTH FOR CHATHAM-KENT

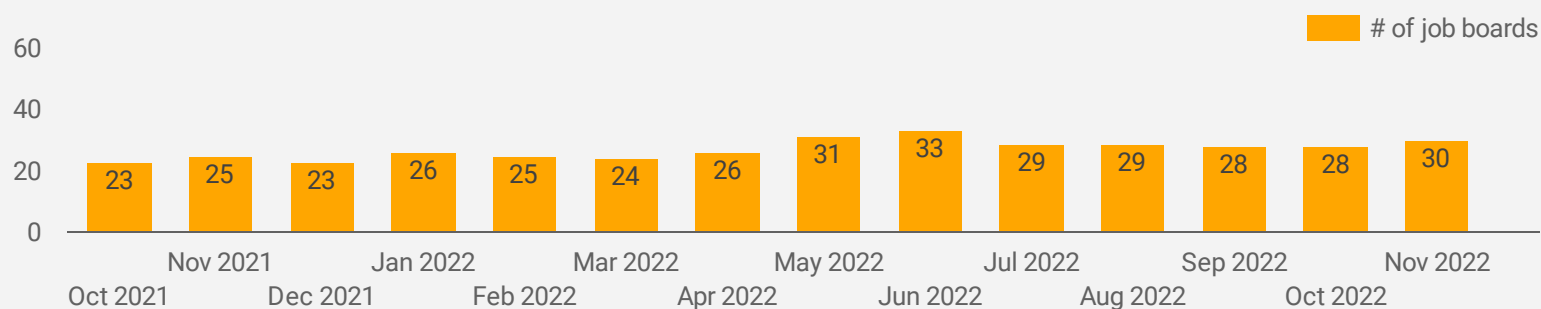
How many job postings were active for at least 1 day this month?



NOTE: This graph cannot be filtered using the controls on the cover page

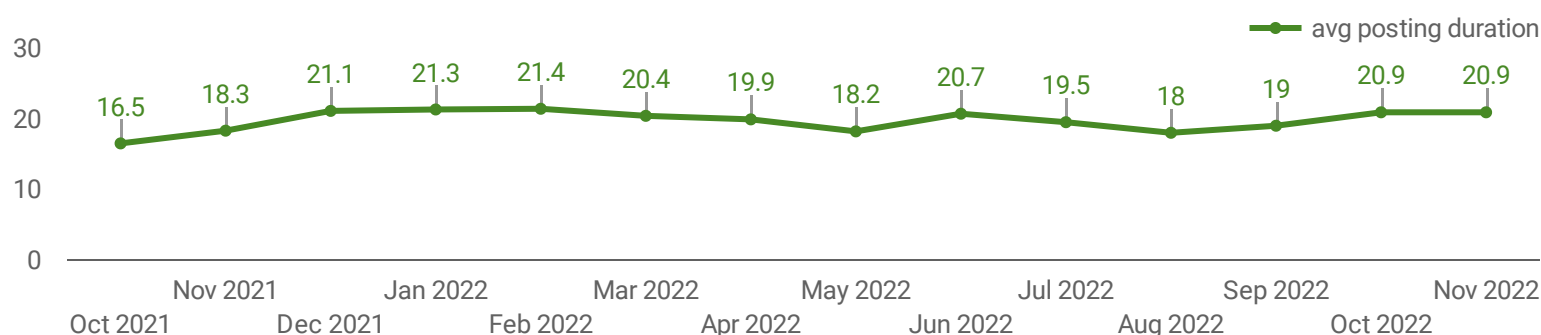
NUMBER OF ACTIVE JOB BOARDS

How many job postings were active for at least 1 day this month on these job boards?



AVG & MEDIAN POSTING LENGTH BY DAYS

How long are employers having to recruit for to find candidates to fill their job vacancies?



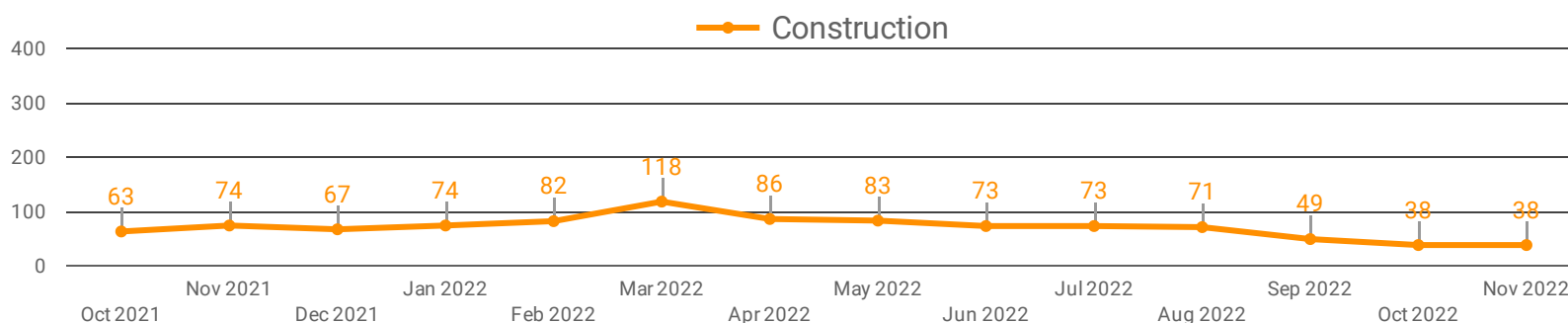
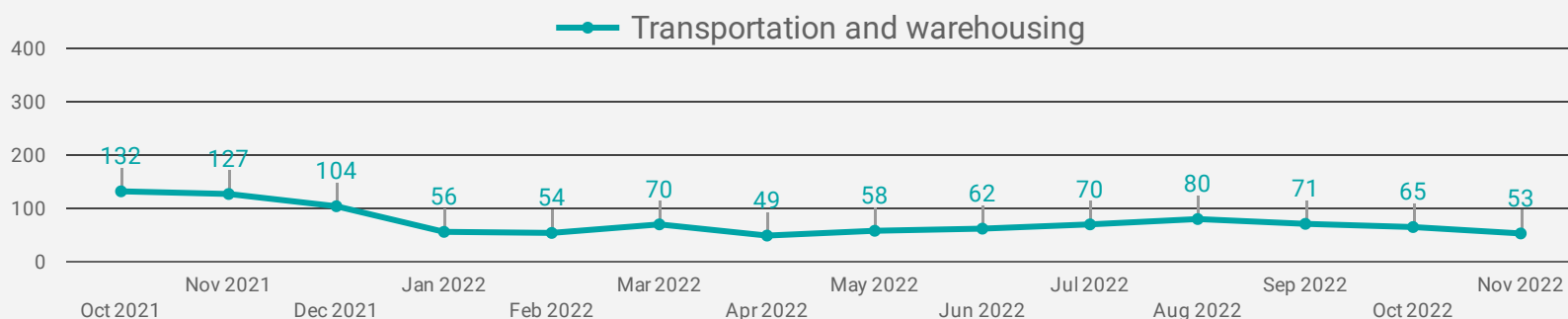
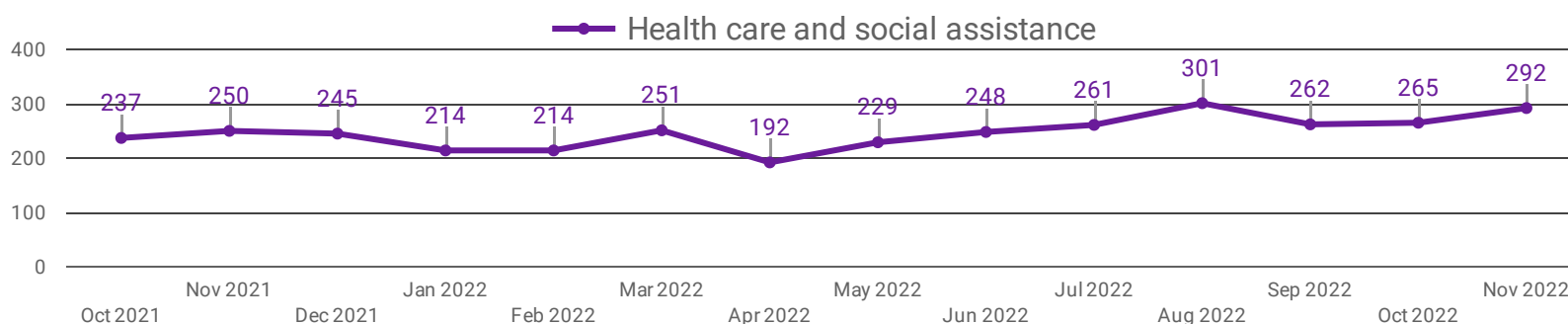
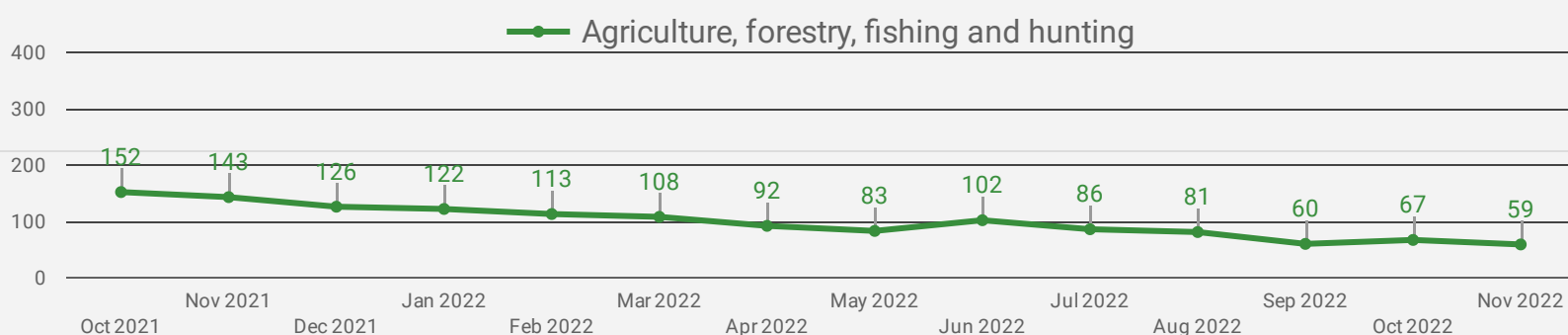
POST DATE TIMELINE FOR THIS MONTH'S ACTIVE JOB POSTINGS

How many job postings were active for at least 1 day this month?



DEMAND BY KEY SECTOR FOR CHATHAM-KENT

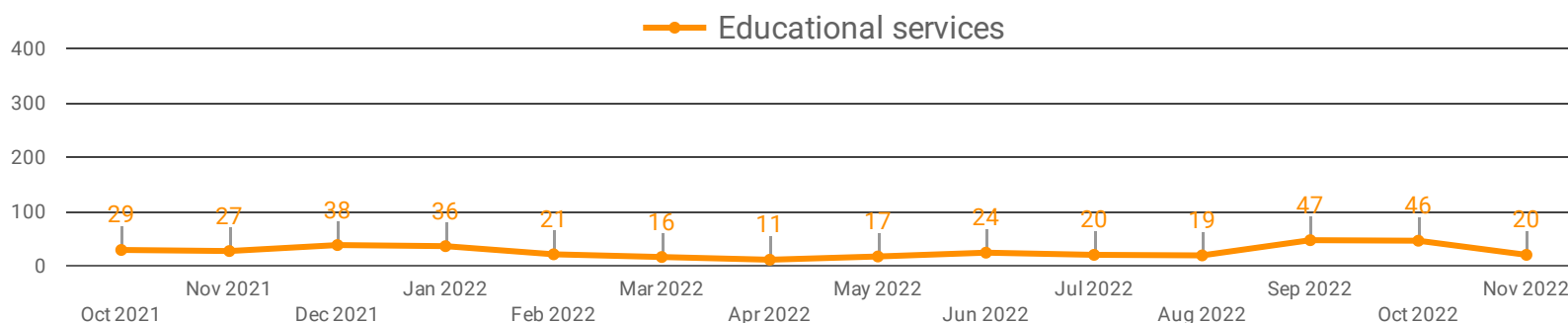
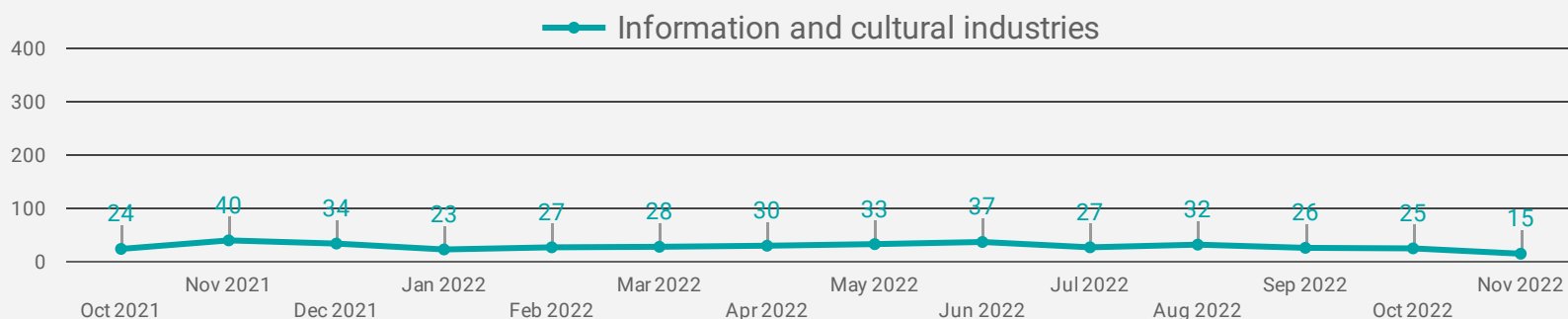
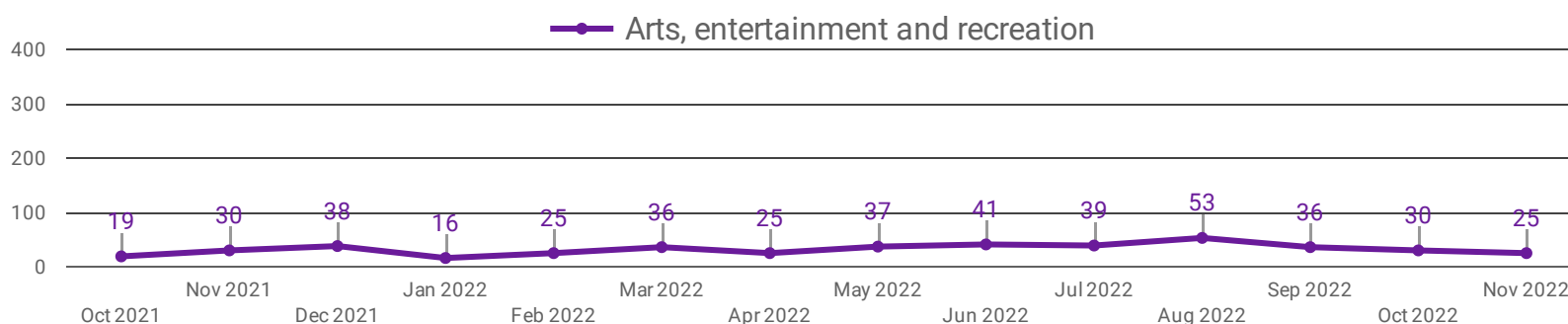
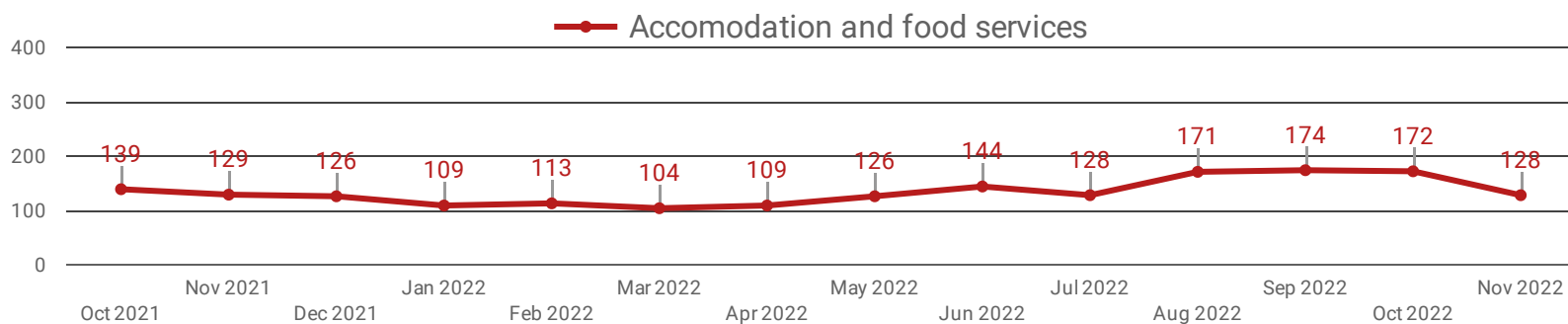
How many job postings were active for at least 1 day this month by sector?



NOTE: This graph cannot be filtered using the controls on the cover page

DEMAND BY IMPACTED SECTOR FOR CHATHAM-KENT

How many job postings were active for at least 1 day this month by sector?



NOTE: This graph cannot be filtered using the controls on the cover page

JOB POSTINGS BY COMMUNITY

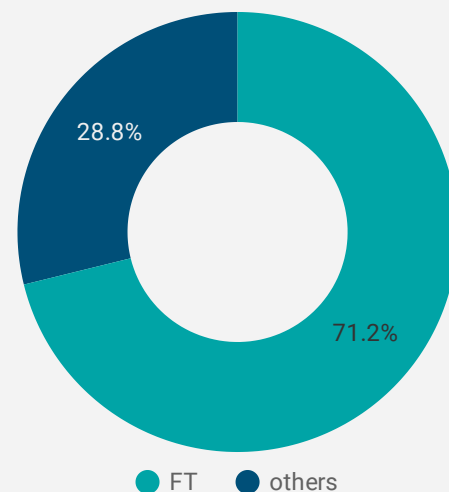
How many job postings were active for at least 1 day this month?

	COMMUNITY	POSTING COUNT	AVG POSTING LENGTH IN DAYS	MEDIAN POSTING LENGTH IN DAYS
1.	Chatham-Kent	746	19.8	21
2.	Chatham	329	22.2	21
3.	Wallaceburg	98	24.1	21
4.	Blenheim	93	22.4	21
5.	Tilbury	88	21.7	21
6.	Ridgetown	40	18.7	21
7.	Dresden	30	20.9	21
8.	Wheatley	19	14.6	15
9.	Thamesville	15	19.3	21
10.	Bothwell	7	60.8	58
11.	Charing Cross	5	15.0	15
12.	Pain Court	4	20.0	21
13.	Kent Bridge	3	21.0	21
14.	Dover Centre	3	21.0	21
15.	Merlin	3	21.0	21
16.	Grande Pointe	1		

1 - 16 / 16

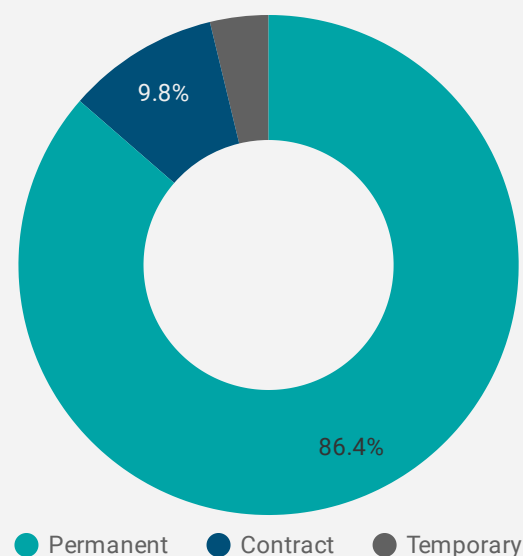
JOB TYPE

Full-time vs Part-time



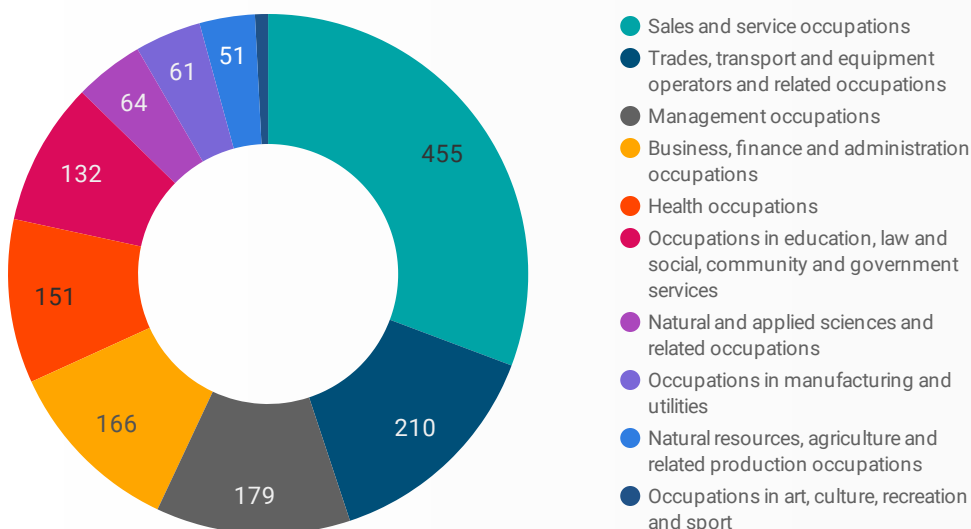
JOB DURATION

Permanency of jobs posted



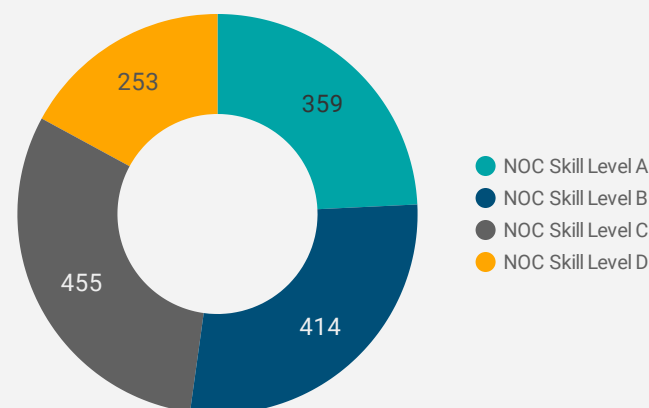
JOB POSTINGS BY JOB CATEGORY

What broad occupational category is being recruited?



JOB POSTINGS BY SKILL LEVEL

What education do occupations typically require?



Skill Level A = Usually University education | Skill Level B = Usually College education or Apprenticeship training | Skill Level C = Usually Secondary education or occupation-specific training | Skill Level D = Usually on-the-job training

TOP HIRING EMPLOYERS & AGENCIES

Who is hiring?


	COMPANY	COMMUNITY	POSTINGS COUNT ▾	AVG POSTING LENGTH IN DAYS	MEDIAN POSTING LENGTH IN DAYS
1.	Chatham Kent Health Alliance	Chatham-Kent	62	26.6	20
2.	Enbridge Inc.	Chatham	34	17.1	14
3.	The Municipality of Chatham-Kent	Chatham-Kent	32	21.1	21
4.	Revera	Blenheim	20	17.8	21
5.	Canadian Executive Search Group Inc.	Chatham-Kent	19	18.4	21
6.	Canadian Executive Search Group Inc.	Chatham	19	11.9	6
7.	Pilot Company	Tilbury	19	12.8	14
8.	Enbridge Inc.	Chatham-Kent	16	17.1	20
9.	Revera	Ridgetown	13	16.4	13
10.	Martinrea International Inc.	Chatham-Kent	12	21.0	21
11.	Tim Hortons	Chatham-Kent	12	21.0	21
12.	St Angela's Meadow Retirement Home	Chatham-Kent	12	20.9	21
13.	Linck Child, Youth and Family Supports	Chatham-Kent	11	19.0	21
14.	Bayshore HealthCare	Chatham-Kent	11	15.3	20
15.	BELFOR CANADA INC.	Chatham-Kent	11	20.7	21
16.	Revera	Chatham-Kent	10	16.0	21
17.	Blenheim Mystop	Blenheim	9	41.5	19
18.	Shoppers Drug Mart	Chatham	9	33.8	33
19.	McDonald's	Tilbury	9	20.4	20
20.	Victorian Order of Nurses / VON	Chatham	9	36.0	36
21.	Cascades Casino	Chatham-Kent	9	15.0	20
22.	BELFOR CANADA INC.	Chatham	9	21.0	21
23.	Home and Community Care Support Services	Chatham	8	18.5	21
24.	Manpower	Chatham-Kent	7	19.4	21
25.	Riverview Gardens	Chatham-Kent	7	4.4	6
26.	Woodbridge Foam Corporation	Blenheim	7	18.2	21
27.	Victorian Order of Nurses / VON	Chatham-Kent	7	27.0	27
28.	AarKel Tool and Die	Wallaceburg	7	31.0	31
29.	Meadow Park Chatham	Chatham-Kent	7	18.3	21
30.	Pizza Hut	Chatham-Kent	7	20.7	21
31.	Renaissance Personnel	Chatham	7	12.8	10

TOP HOURLY WAGES IN JOB POSTINGS

What are employers willing to pay to find the perfect candidate?

of Minimum Wage Jobs

89

	JOB TITLE	COMPANY	LOCATION	HOURLY WAGE ▾
1.	Physician	Chatham-Kent Community Health Centres	Wallaceburg	157 
2.	General Manager - Financial, Communications And Other Business Services	2604395 Ontario Inc	Tilbury	63.5 
3.	Financial Manager	Canada Albion Co., Ltd.	Wallaceburg	53 
4.	Engineering Technologist I (transit)	The Municipality of Chatham-Kent	Chatham-Kent	52.11 
5.	Personnel Training And Development Manager	Canada Albion Co., Ltd.	Wallaceburg	48.5 
6.	General Manager, Sales - Trade, Broadcasting And Other Services	Blenheim Mystop	Blenheim	48 
7.	Registered Nurse	The Municipality of Chatham-Kent	Chatham-Kent	47.58 
8.	Department Head, Secondary School	Canada Albion Co., Ltd.	Wallaceburg	47.5 
9.	Plumber - Belle River, On	North America Construction (1993) Ltd. (NAC)	Chatham-Kent	42.48 
10.	Child Protection Worker	Linck Child, Youth and Family Supports	Chatham-Kent	42.3 
				1 - 100 / 318 < >

TOP SALARIES IN JOB POSTINGS

What are employers willing to pay to find the perfect candidate?

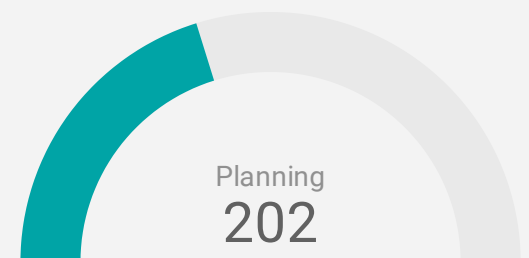
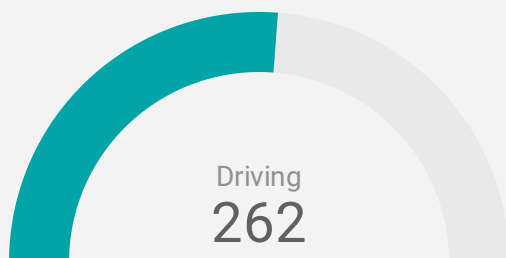
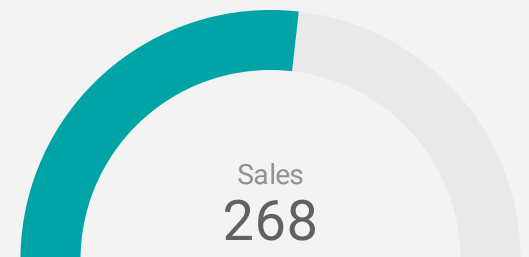
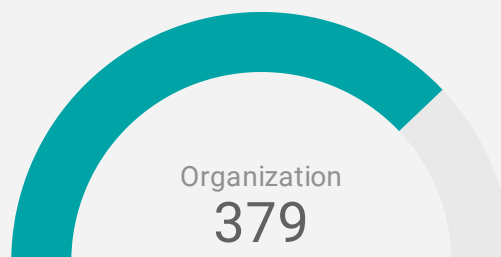
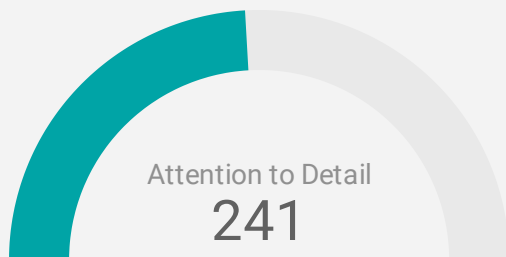
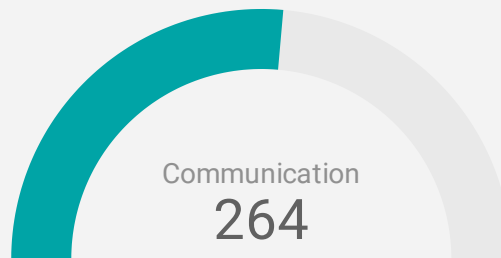
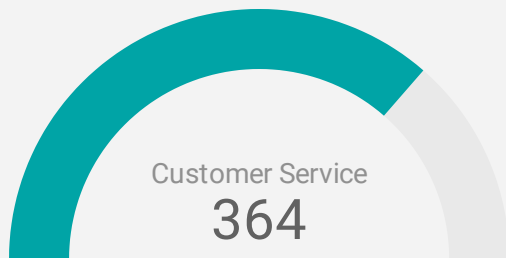
	JOB TITLE	COMPANY	LOCATION	ANNUAL SALARY ▾
1.	General Manager, Infrastructure & Engineering Services	The Municipality of Chatham-Kent	Chatham-Kent	214,469 
2.	Window And Door Sales Person	Brookstone Windows & Doors	Chatham-Kent	195,000 
3.	Outside Sales Representative - Agricultural	Emphire Agency	Chatham-Kent	180,000 
4.	General Manager - Government Services	The Municipality of Chatham-Kent	Chatham	174,878 
5.	Director, Drainage, Asset & Waste Management	The Municipality of Chatham-Kent	Chatham-Kent	158,764 
6.	General Manager - Car Dealership	Personnel by Elsie	Tilbury	145,000 
7.	Experienced Automotive Business Manager (f & I Mgr.) Required Chatham Honda	Chatham Honda	Chatham-Kent	105,028 
8.	Operations Manager	Canadian Executive Search Group Inc.	Chatham-Kent	100,000 
9.	Az Us Flatbed Drivers With 90%	Warren Gibson Ltd	Chatham-Kent	100,000 
				1 - 100 / 376 < >

TOP IN-DEMAND SKILLS

How many times were these skills found in job postings?

ACTIVE JOB POSTINGS THIS MONTH

1,484



KEY JOB REQUIREMENTS

How often are these requirements desired in job postings?

ACTIVE JOB POSTINGS THIS MONTH

1,484



Driver's License

32



First Aid

108



Regular Access to a Vehi

78



Criminal Record Check

128



Microsoft Office

121



Food Safety

35

TOP OCCUPATIONS BY SKILL, FREQUENCY & DURATION

What jobs are in-demand and/or hard to fill?

	4 DIGIT NOC	4 DIGIT NOC NAME	SKILL LEVEL	POSTING COUNT	AVG POSTING LENGTH IN DAYS	MEDIAN POSTING LENGTH IN DAYS
1.	6711	Food counter attendants, kitchen helpers and related support occupations	NOC Skill Level D	77	19.2	21
2.	6421	Retail salespersons	NOC Skill Level C	73	20.8	21
3.	4412	Home support workers, housekeepers and related occupations	NOC Skill Level C	61	19.8	20.5
4.	6552	Other customer and information services representatives	NOC Skill Level C	52	20.1	21
5.	9619	Other labourers in processing, manufacturing and utilities	NOC Skill Level D	41	18.9	21
6.	8431	General farm workers	NOC Skill Level C	35	26.9	15
7.	3233	Licensed practical nurses	NOC Skill Level B	31	16.5	17
8.	4212	Social and community service workers	NOC Skill Level B	29	28.8	21
9.	3012	Registered nurses and registered psychiatric nurses	NOC Skill Level A	28	16.3	11
10.	0125	Other business services managers	NOC Skill Level A	28	17.2	20
11.	7452	Material handlers	NOC Skill Level C	27	20.1	21
12.	0621	Retail and wholesale trade managers	NOC Skill Level A	25	22.3	21
13.	6322	Cooks	NOC Skill Level B	24	20.4	21
14.	6611	Cashiers	NOC Skill Level D	23	20.1	21
15.	7511	Transport truck drivers	NOC Skill Level C	22	20.4	21
16.	6311	Food service supervisors	NOC Skill Level B	22	20.8	21
17.	1114	Other financial officers	NOC Skill Level A	19	27.3	21
18.	3413	Nurse aides, orderlies and patient service associates	NOC Skill Level C	19	27.2	21
19.	7514	Delivery and courier service drivers	NOC Skill Level C	18	17.8	21
20.	7311	Construction millwrights and industrial mechanics	NOC Skill Level B	18	19.4	16
21.	6622	Store shelf stockers, clerks and order fillers	NOC Skill Level D	17	19.3	21
22.	2123	Agricultural representatives, consultants and specialists	NOC Skill Level A	16	18.9	21
23.	6733	Janitors, caretakers and building superintendents	NOC Skill Level D	16	16.6	20.5
24.	6623	Other sales related occupations	NOC Skill Level D	16	24.5	21
25.	0911	Manufacturing managers	NOC Skill Level A	15	21.2	21
26.	0714	Facility operation and maintenance managers	NOC Skill Level A	15	21.5	21
27.	6731	Light duty cleaners	NOC Skill Level D	15	21.5	21
28.	7611	Construction trades helpers and labourers	NOC Skill Level D	15	16.7	20.5
29.	1241	Administrative assistants	NOC Skill Level B	15	17.8	21
30.	1111	Financial auditors and accountants	NOC Skill Level A	14	12.9	12

JOB POSTINGS BY 3-DIGIT NATIONAL OCCUPATION CLASSIFICATION

What jobs are hard to fill and/or in-demand?

	3 DIGIT NOC	3 DIGIT NOC NAME	SKILL LEVEL	POSTING COUNT	AVG POSTING LENGTH IN DAYS	MEDIAN POSTING LENGTH IN DAYS
1.	671	Food counter attendants, kitchen helpers and related support occupations	NOC Skill Level D	77	19.2	21
2.	642	Retail salespersons	NOC Skill Level C	73	20.8	21
3.	441	Home care providers and educational support occupations	NOC Skill Level C	63	19.6	20.5
4.	655	Customer and information services representatives	NOC Skill Level C	52	20.1	21
5.	961	Labourers in processing, manufacturing and utilities	NOC Skill Level D	47	18.6	21
6.	751	Motor vehicle and transit drivers	NOC Skill Level C	45	18.8	21
7.	673	Cleaners	NOC Skill Level D	42	19.1	21
8.	843	Agriculture and horticulture workers	NOC Skill Level C	39	28.7	18
9.	111	Auditors, accountants and investment professionals	NOC Skill Level A	38	21.0	21
10.	421	Paraprofessional occupations in legal, social, community and education services	NOC Skill Level B	37	27.5	21
11.	012	Senior managers - construction, transportation, production and utilities	NOC Skill Level A	37	16.9	20
12.	662	Other sales support and related occupations	NOC Skill Level D	36	21.9	21
13.	323	Other technical occupations in health care	NOC Skill Level B	34	16.1	15
14.	301	Professional occupations in nursing	NOC Skill Level A	31	15.5	11
15.	341	Assisting occupations in support of health services	NOC Skill Level C	31	22.9	21
16.	071	Managers in customer and personal services, n.e.c.	NOC Skill Level A	29	20.9	21
17.	631	Service supervisors	NOC Skill Level B	29	29.0	21
18.	632	Chefs and cooks	NOC Skill Level B	29	20.5	21
19.	745	Longshore workers and material handlers	NOC Skill Level C	27	20.1	21
20.	321	Medical technologists and technicians (except dental health)	NOC Skill Level B	26	27.8	21
21.	062	Retail and wholesale trade managers	NOC Skill Level A	25	22.3	21
22.	661	Cashiers	NOC Skill Level D	23	20.1	21
23.	143	Financial, insurance and related administrative support workers	NOC Skill Level C	23	19.6	21
24.	731	Machinery and transportation equipment mechanics (except motor vehicles)	NOC Skill Level B	22	23.6	21
25.	723	Machining, metal forming, shaping and erecting trades	NOC Skill Level B	20	21.6	21
26.	152	Supply chain logistics, tracking and scheduling co-ordination occupations	NOC Skill Level C	20	17.3	21
27.	011	Senior managers - construction, transportation, production and utilities	NOC Skill Level A	19	19.3	20.5
28.	124	Office administrative assistants - general, legal and medical	NOC Skill Level B	19	17.8	21

JOB POSTINGS BY 2-DIGIT NATIONAL OCCUPATION CLASSIFICATION

What jobs are hard to fill and/or in-demand?

	2 DIGIT NOC	2 DIGIT NOC NAME	SKILL LEVEL	POSTING COUNT ▾	AVG POSTING LENGTH IN DAYS	MEDIAN POSTING LENGTH IN DAYS
1.	67	Service support and other service occupations, n.e.c.	NOC Skill Level D	122	19.0	21
2.	65	Service representatives and other customer and personal services occupations	NOC Skill Level C	89	21.7	21
3.	63	Service supervisors and specialized service occupations	NOC Skill Level B	78	22.6	21
4.	64	Sales representatives and salespersons - wholesale and retail trade	NOC Skill Level C	76	20.3	21
5.	44	Care providers and educational, legal and public protection support occupations	NOC Skill Level C	63	19.6	20.5
6.	32	Technical occupations in health	NOC Skill Level B	60	21.8	21
7.	66	Sales support occupations	NOC Skill Level D	59	21.2	21
8.	01	Senior managers - construction, transportation, production and utilities	NOC Skill Level A	56	17.6	20
9.	75	Transport and heavy equipment operation and related maintenance occupations	NOC Skill Level C	55	18.9	21
10.	72	Industrial, electrical and construction trades	NOC Skill Level B	55	23.0	21
11.	73	Maintenance and equipment operation trades	NOC Skill Level B	49	22.4	21
12.	12	Administrative and financial supervisors and administrative occupations	NOC Skill Level B	48	16.8	21
13.	11	Professional occupations in business and finance	NOC Skill Level A	48	20.6	21
14.	96	Labourers in processing, manufacturing and utilities	NOC Skill Level D	47	18.6	21
15.	06	Middle management occupations in retail and wholesale trade and customer services	NOC Skill Level A	47	25.1	21
16.	21	Professional occupations in natural and applied sciences	NOC Skill Level A	41	19.0	21
17.	84	Workers in natural resources, agriculture and related production	NOC Skill Level C	39	28.7	18
18.	14	Office support occupations	NOC Skill Level C	38	19.0	20.5
19.	42	Paraprofessional occupations in legal, social, community and education services	NOC Skill Level B	37	27.5	21
20.	74	Other installers, repairers and servicers and material handlers	NOC Skill Level C	32	20.3	21
21.	30	Professional occupations in nursing	NOC Skill Level A	31	15.5	11
22.	34	Assisting occupations in support of health services	NOC Skill Level C	31	22.9	21
23.	62	Retail sales supervisors and specialized sales occupations	NOC Skill Level B	31	21.6	21
24.	07	Managers in customer and personal services, n.e.c.	NOC Skill Level A	30	21.0	21
25.	31	Professional occupations in health (except nursing)	NOC Skill Level A	29	23.6	21
26.	41	Professional occupations in law and social, community and government services	NOC Skill Level A	25	20.9	21
27.	15	Distribution, tracking and scheduling co-ordination occupations	NOC Skill Level C	24	16.4	21

MULTILINGUAL JOB POSTINGS BY THE NUMBERS

ACTIVE POSTINGS
156

NEW POSTINGS
0

COMPANIES
80

LANGUAGES
4

OF DAYS POSTED

AVERAGE
16.3

MEDIAN
21

MULTILINGUAL JOB POSTINGS BY SKILL LEVEL

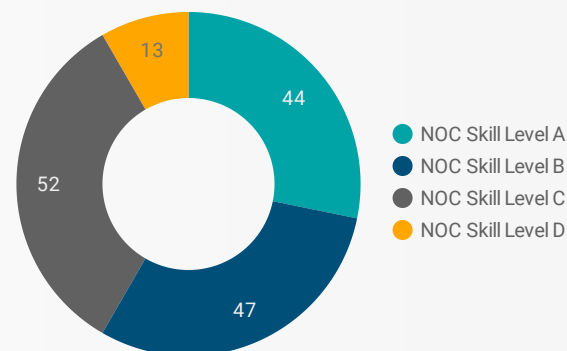
What language skills are employers looking for by occupational skill level?

44 Skill Level A - Management/ Professional Occupations usually requiring University

47 Skill Level B - Usually college education or apprenticeship training

52 Skill Level C - Usually secondary education or occupation-specific training

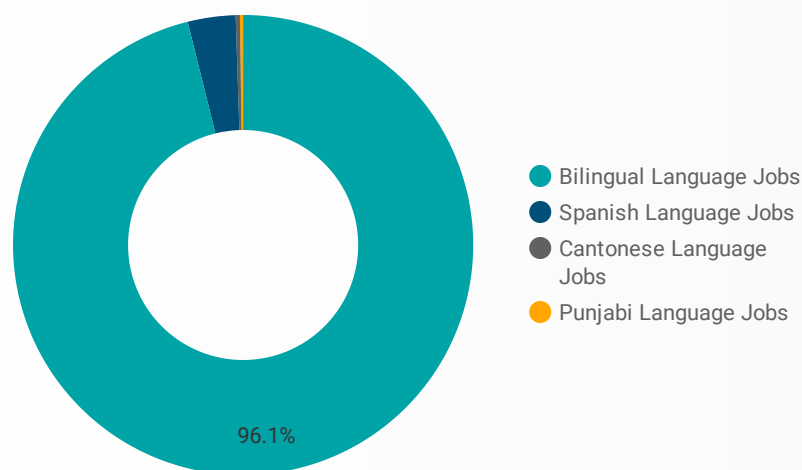
13 Skill Level D - Usually on-the-job training



JOB LANGUA...	NOC Skill Level A	NOC Skill Level B	NOC Skill Level C	NOC Skill Level D
French Langu...
Bilingual Lan...	4	6
Spanish Lang...	...	1	5	...
Punjabi Lang...	1
Cantonese La...	...	1

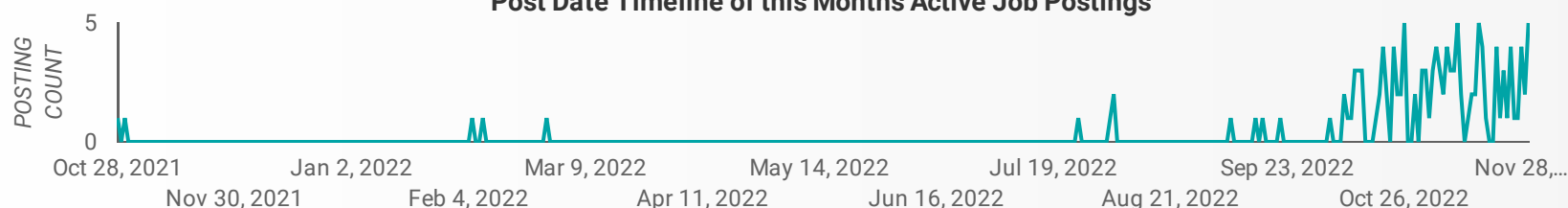
LANGUAGE SKILLS BREAKDOWN

Which kinds of language skills do employers seek?



LANGUAGES	POSTING COUNT
1. Bilingual Language Jobs	148
2. Spanish Language Jobs	6
3. Cantonese Language Jobs	1
4. Punjabi Language Jobs	1

Post Date Timeline of this Month's Active Job Postings



LANGUAGE SKILLS BEING RECRUITED BY JOB CATEGORY

What language skills are sought by 1-Digit NOC?

BROAD OCCUPATIONAL CATEGORY	Bilingual Languag...	Spanish Languag...	Punjabi Languag...	Cantonese Langu...	Grand total
Trades, transport and equipment operator...	11				11
Sales and service occupations	32	1		1	34
Occupations in manufacturing and utilities	2				2
Occupations in education, law and social, ...	22				22
Occupations in art, culture, recreation and ...	2				2
Natural resources, agriculture and related ...	2	5			7
Natural and applied sciences and related o...	6				6
Management occupations	10		1		11
Health occupations	42				42
Business, finance and administration occu...	19				19
Grand total	148	6	1	1	156

MULTILINGUAL JOB POSTINGS BY COMMUNITY

What language skills are sought by 4-Digit NOC?

	MUNICIPALITY	JOB LANGUAGES ▾	AVG POSTING LENGTH IN DAYS	MEDIAN POSTING LENGTH IN DAYS
1.	Chatham-Kent	99	20.1	21
2.	Chatham	31	21.3	21
3.	Wallaceburg	9	21.4	21
4.	Tilbury	4	28.0	28
5.	Wheatley	4	17.0	15
6.	Blenheim	3	17.0	17
7.	Thamesville	2	15.0	15
8.	Kent Bridge	1		
9.	Dresden	1	21.0	21
10.	Ridgetown	1	21.0	21
11.	Pain Court	1	21.0	21

LANGUAGE DEMAND BY JOB

What language skills are sought by 4-Digit NOC?

4 DIGIT NOC NAME		POSTINGS ▾
1.	Other customer and information services re...	15
2.	Registered nurses and registered psychiatri...	15
3.	Social and community service workers	13
4.	Licensed practical nurses	8
5.	General farm workers	5
6.	Food counter attendants, kitchen helpers an...	5
7.	Retail salespersons	4
8.	Managers in health care	3
9.	Other sales related occupations	3
10.	Medical radiation technologists	3
11.	Home support workers, housekeepers and r...	3
12.	Other assisting occupations in support of h...	3
13.	Supervisors, supply chain, tracking and sche...	3
14.	Medical laboratory technologists	3
15.	Medical laboratory technicians and patholo...	2
16.	Other professional occupations in therapy a...	2
17.	Transport truck drivers	2
18.	Health policy researchers, consultants and ...	2
19.	Accounting and related clerks	2
20.	General office support workers	2
21.	Material handlers	2
22.	Occupational therapists	2
23.	Early childhood educators and assistants	2
24.	Physiotherapists	2
25.	Receptionists	2
26.	Residential and commercial installers and s...	2
27.	Retail and wholesale trade managers	2
28.	User support technicians	2
29.	Database analysts and data administrators	1
30.	Letter carriers	1
31.	Mail, postal and related workers	1
32.	Nurse aides, orderlies and patient service a...	1
		1 - 70 / 70 < >

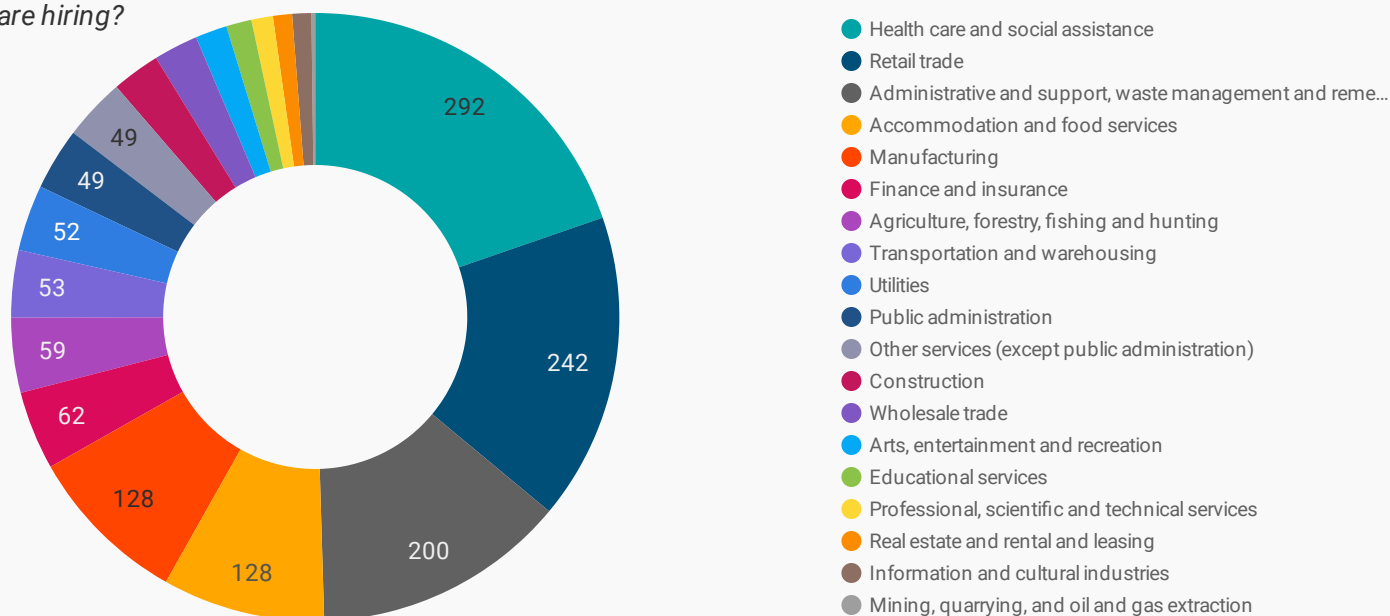
MULTILINGUAL HIRING EMPLOYERS

Which employers are seeking multilingual candidates?

COMPANY		POSTINGS ▾
1.	Chatham Kent Health Alliance	29
2.	Linck Child, Youth and Family Supports	11
3.	Home and Community Care Support Services	6
4.	Family Service Kent	6
5.	Victorian Order of Nurses / VON	4
6.	Liquor Control Board of Ontario	4
7.	Victoria Order Of Nurses	3
8.	Home and Community Care Support Services South West	3
9.	Hacienda North Farms Inc,	3
10.	Canadian Executive Search Group Inc.	3
11.	The Municipality of Chatham-Kent	3
12.	Fintech Select Ltd.	2
13.	B & B Construction	2
14.	1 Source Design Ltd.	2
15.	Bell Canada	2
16.	UPS Canada	2
17.	Teksavvy Solutions Inc.	2
18.	OPUSING STAFFING	2
19.	Canada Post Corp	2
20.	Bayshore HealthCare	2
21.	Conseil scolaire catholique Providence	2
22.	In-Tek Inc.	2
23.	Kognitive Inc	1
24.	Medsag - Nursing Workforce	1
25.	Commissionaires Ottawa	1
26.	FairSquare Group Realty	1
27.	KSR INTERNATIONAL	1
28.	Kelly Services	1
29.	AgriRecruiting.com Inc.	1
30.	Circle-K	1
31.	Rocket Factory	1
		1 - 50 / 81 < >

TOP HIRING SECTORS BY 2-DIGIT NAICS CODE

What sectors are hiring?



	2-DIGIT NAICS LABEL	NAICS CODE	POSTING COUNT	AVG POSTING LENGTH IN DAYS	MEDIAN POSTING LENGTH IN DAYS
1.	Health care and social assistance	62	292	20.8	21
2.	Retail trade	44-45	242	21.0	21
3.	Administrative and support, waste management and remediation services	56	200	19.4	21
4.	Accommodation and food services	72	128	22.2	21
5.	Manufacturing	31-33	128	22.5	21
6.	Finance and insurance	52	62	21.1	21
7.	Agriculture, forestry, fishing and hunting	11	59	24.7	21
8.	Transportation and warehousing	48-49	53	17.5	21
9.	Utilities	22	52	17.3	20
10.	Public administration	91	49	20.1	21
11.	Other services (except public administration)	81	49	20.5	21
12.	Construction	23	38	21.3	21
13.	Wholesale trade	41	35	23.1	21
14.	Arts, entertainment and recreation	71	25	24.2	20
15.	Educational services	61	20	18.5	21
16.	Professional, scientific and technical services	54	17	14.3	13
17.	Real estate and rental and leasing	53	15	22.0	21
18.	Information and cultural industries	51	15	25.6	21
19.	Mining, quarrying, and oil and gas extraction	21	3	19.0	19

NOTE: NAICS code 56 includes Employment Agencies. Manufacturing includes codes 31-33, Retail Trade includes codes 44-45 and Transportation and Warehousing includes codes 48-49.

TOP HIRING SECTORS BY 3-DIGIT NAICS CODE

What sectors are hiring?

	3-DIGIT NAICS LABEL	NAICS CODE	POSTING COUNT ▾	AVG POSTING LENGTH IN DAYS	MEDIAN POSTING LENGTH IN DAYS
1.	Administrative and support services	561	199	19.4	21
2.	Food services and drinking places	722	119	21.2	21
3.	Nursing and residential care facilities	623	106	19.9	21
4.	Ambulatory health care services	621	92	20.1	21
5.	Hospitals	622	63	26.6	20
6.	Utilities	221	52	17.3	20
7.	Credit intermediation and related activities	522	45	20.0	21
8.	Crop production	111	44	24.9	20
9.	Transportation equipment manufacturing	336	38	22.0	21
10.	Gasoline stations	447	37	18.6	18.5
11.	Miscellaneous store retailers	453	36	22.5	21
12.	Food and beverage stores	445	34	23.8	21
13.	Local, municipal and regional public administration	913	34	21.1	21
14.	Social assistance	624	31	17.7	21
15.	Health and personal care stores	446	28	24.8	21
16.	Motor vehicle and parts dealers	441	28	20.0	21
17.	Building material and garden equipment and supplies dealers	444	24	16.6	21
18.	Religious, grant-making, civic, and professional and similar organizations	813	24	21.2	21
19.	General merchandise stores	452	24	19.7	21
20.	Amusement, gambling and recreation industries	713	21	24.2	20
21.	Food manufacturing	311	21	19.3	21
22.	Educational services	611	20	18.5	21
23.	Fabricated metal product manufacturing	332	18	22.5	21
24.	Professional, scientific and technical services	541	17	14.3	13
25.	Couriers and messengers	492	16	18.4	21
26.	Furniture and home furnishings stores	442	15	19.8	21
27.	Insurance carriers and related activities	524	14	22.7	21
28.	Personal and laundry services	812	14	22.8	20.5
29.	Heavy and civil engineering construction	237	14	21.0	21
30.	Support activities for agriculture and forestry	115	14	18.7	21
31.	Construction of buildings	236	14	17.1	18.5

TOP HIRING SECTORS BY 4-DIGIT NAICS CODE

What sectors are hiring?

	4-DIGIT NAICS LABEL	NAICS CODE	POSTING COUNT ▾	AVG POSTING LENGTH IN DAYS	MEDIAN POSTING LENGTH IN DAYS
1.	Employment services	5613	143	18.9	21
2.	Full-service restaurants and limited-service eating places	7225	104	21.2	21
3.	Community care facilities for the elderly	6233	88	17.1	21
4.	General medical and surgical hospitals	6221	63	26.6	20
5.	Natural gas distribution	2212	51	17.2	20
6.	Home health care services	6216	50	21.5	21
7.	Services to buildings and dwellings	5617	37	21.6	21
8.	Gasoline stations	4471	37	18.6	18.5
9.	Motor vehicle parts manufacturing	3363	35	22.0	21
10.	Other local, municipal and regional public administration	9139	33	21.1	21
11.	Depository credit intermediation	5221	31	18.6	21
12.	Health and personal care stores	4461	28	24.8	21
13.	Grocery stores	4451	26	23.0	21
14.	Individual and family services	6241	25	17.6	21
15.	Building material and supplies dealers	4441	23	16.4	20.5
16.	Other miscellaneous store retailers	4539	22	23.2	21
17.	Greenhouse, nursery and floriculture production	1114	21	22.0	21
18.	Civic and social organizations	8134	20	20.5	21
19.	Automobile dealers	4411	19	20.2	21
20.	Department stores	4521	17	21.4	21
21.	Gambling industries	7132	16	25.1	20
22.	Out-patient care centres	6214	16	15.1	18
23.	Other crop farming	1119	16	31.6	16.5
24.	Machine shops, turned product, and screw, nut and bolt manufacturing	3327	15	23.0	21
25.	Elementary and secondary schools	6111	14	18.7	21
26.	Special food services	7223	13	20.9	21
27.	Agencies, brokerages and other insurance related activities	5242	13	19.2	21
28.	Other heavy and civil engineering construction	2379	12	21.0	21
29.	Support activities for crop production	1151	12	18.1	21
30.	Other miscellaneous manufacturing	3399	12	20.0	21
31.	Personal care services	8121	11	25.6	30

TOP HIRING SECTORS BY 5-DIGIT NAICS CODE

What sectors are hiring?

	5-DIGIT NAICS LABEL	NAICS CODE	POSTING COUNT ▾	AVG POSTING LENGTH IN DAYS	MEDIAN POSTING LENGTH IN DAYS
1.	Employment placement agencies and executive search services	56131	143	18.9	21
2.	Full-service restaurants and limited-service eating places	72251	104	21.2	21
3.	Community care facilities for the elderly	62331	88	17.1	21
4.	General medical and surgical hospitals	62211	63	26.6	20
5.	Natural gas distribution	22121	51	17.2	20
6.	Home health care services	62161	50	21.5	21
7.	Gasoline stations with convenience stores	44711	35	18.6	18.5
8.	Other local, municipal and regional public administration	91391	33	21.1	21
9.	Banking	52211	28	18.2	21
10.	Pharmacies and drug stores	44611	26	25.3	21
11.	Supermarkets and other grocery (except convenience) stores	44511	24	23.1	21
12.	All other miscellaneous store retailers	45399	22	23.2	21
13.	Other services to buildings and dwellings	56179	21	20.8	21
14.	Civic and social organizations	81341	20	20.5	21
15.	Food crops grown under cover	11141	20	17.2	21
16.	Child and youth services	62411	19	18.2	21
17.	Other motor vehicle parts manufacturing	33639	19	23.8	21
18.	Department stores	45211	17	21.4	21
19.	Casinos (except casino hotels)	71321	16	25.1	20
20.	All other crop farming	11199	16	31.6	16.5
21.	Machine shops	33271	15	23.0	21
22.	Other out-patient care centres	62149	15	14.7	15
23.	Elementary and secondary schools	61111	14	18.7	21
24.	New car dealers	44111	14	21.6	21
25.	Food service contractors	72231	13	20.9	21
26.	Insurance agencies and brokerages	52421	13	19.2	21
27.	All other miscellaneous manufacturing	33999	12	20.0	21
28.	Support activities for crop production	11511	12	18.1	21
29.	Other building material dealers	44419	12	15.8	18
30.	Other heavy and civil engineering construction	23799	12	21.0	21
31.	Janitorial services	56172	12	20.8	21

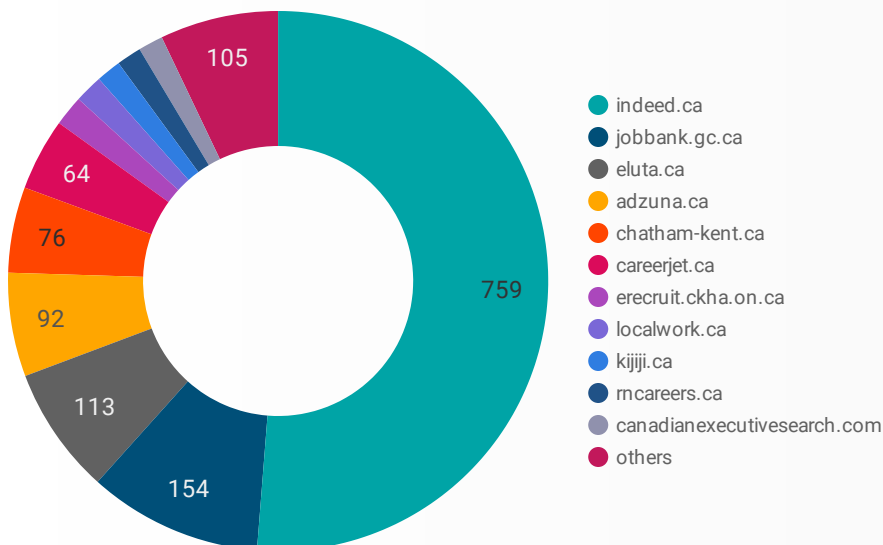
TOP HIRING SECTORS BY 6-DIGIT NAICS CODE

What sectors are hiring?

	6-DIGIT NAICS LABEL	NAICS CODE	POSTING COUNT ▼	AVG POSTING LENGTH IN DAYS	MEDIAN POSTING LENGTH IN DAYS
1.	Employment placement agencies and executive search services	561310	143	18.9	21
2.	Community care facilities for the elderly	623310	88	17.1	21
3.	Limited-service eating places	722512	80	21.3	21
4.	General (except paediatric) hospitals	622111	63	26.6	20
5.	Natural gas distribution	221210	51	17.2	20
6.	Home health care services	621610	50	21.5	21
7.	Gasoline stations with convenience stores	447110	35	18.6	18.5
8.	Other local, municipal and regional public administration	913910	33	21.1	21
9.	Personal and commercial banking industry	522111	28	18.2	21
10.	Pharmacies and drug stores	446110	26	25.3	21
11.	Full-service restaurants	722511	24	20.9	21
12.	Supermarkets and other grocery (except convenience) stores	445110	24	23.1	21
13.	All other services to buildings and dwellings	561799	21	20.8	21
14.	Civic and social organizations	813410	20	20.5	21
15.	Other motor vehicle parts manufacturing	336390	19	23.8	21
16.	Child and youth services	624110	19	18.2	21
17.	Department stores	452110	17	21.4	21
18.	Casinos (except casino hotels)	713210	16	25.1	20
19.	All other miscellaneous crop farming	111999	16	31.6	16.5
20.	Machine shops	332710	15	23.0	21
21.	All other miscellaneous store retailers (except beer and wine-making supplies stores)	453999	15	23.6	21
22.	Community health centres	621494	15	14.7	15
23.	Elementary and secondary schools	611110	14	18.7	21
24.	New car dealers	441110	14	21.6	21
25.	Food service contractors	722310	13	20.9	21
26.	Insurance agencies and brokerages	524210	13	19.2	21
27.	Support activities for crop production	115110	12	18.1	21
28.	All other miscellaneous manufacturing	339990	12	20.0	21
29.	Other heavy and civil engineering construction	237990	12	21.0	21
30.	Other building material dealers	444190	12	15.8	18

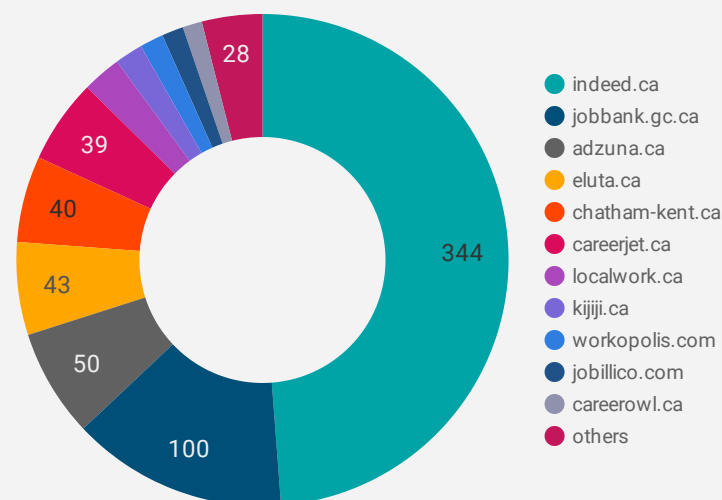
JOB POSTINGS BY JOB BOARD

What share of unique job postings appear on each job board?



COMPANIES BY JOB BOARD

What share of unique job postings appear on each job board?



JOB POSTING DETAILS BY JOB BOARD

How does job posting activity differ by job board?

	JOB BOARD	POSTING COUNT ▾	AVG POSTING LENGTH IN DAYS	MEDIAN POSTING LENGTH IN DAYS	# OF COMPANIES
1.	indeed.ca	759	19.3	21	344
2.	jobbank.gc.ca	154	27.2	15	100
3.	eluta.ca	113	18.9	21	43
4.	adzuna.ca	92	27.5	28	50
5.	chatham-kent.ca	76	29.9	24	40
6.	careerjet.ca	64	23.7	22	39
7.	erecruit.ckha.on.ca	27	44.3	8	1
8.	localwork.ca	25	5.5	3	18
9.	kijiji.ca	22	14.8	15	13
10.	canadianexecutivesearch.com	22	17.1	12	1
11.	rncareers.ca	22	7.8	3	5
12.	jobillico.com	20	21.8	14	10
13.	chatham-kent.njoyn.com	13	24.3	22	1
14.	enbridge.wd3.myworkdayjobs.com	12	22.1	14	1
15.	workopolis.com	12	25.3	29	11
16.	careerowl.ca	11			9
17.	careerarc.com	7	33.0	33	2
18.	aarkel.com	6			1