



JOB DEMAND REPORT

DECEMBER 2022

HIGHLIGHTS

JOB POSTINGS BY THE NUMBERS

POSTING COUNT	NEW THIS MONTH	COMPANIES	JOB BOARDS
1,395	660	514	26

OF DAYS POSTED

AVERAGE	MEDIAN
29.3	21

REPORT BUILDER

The default filter selection below will show all job demand data for the month. You can use the filters to create a customized report for the purpose of understanding a subset of the data.

OCCUPATION FILTERS

SKILL TYPE NAME / 1-DIGIT NOC	▼
MAJOR GROUP / 2-DIGIT NOC	▼
MINOR GROUP / 3-DIGIT NOC	▼
UNIT GROUP / 4-DIGIT NOC	▼
SKILL LEVEL	▼
JOB TYPE	▼
JOB DURATION	▼
ADDITIONAL LANGUAGE	▼
SPECIFIC JOB TAGS	▼

INDUSTRY/SECTOR FILTERS

HIRING SECTOR BY 2-DIGIT NAICS CODE	▼
HIRING SECTOR BY 3-DIGIT NAICS CODE	▼
HIRING SECTOR BY 4-DIGIT NAICS CODE	▼
HIRING SECTOR BY 5-DIGIT NAICS CODE	▼
HIRING SECTOR BY 6-DIGIT NAICS CODE	▼

OTHER FILTERS

JOB BOARD	▼
-----------	---

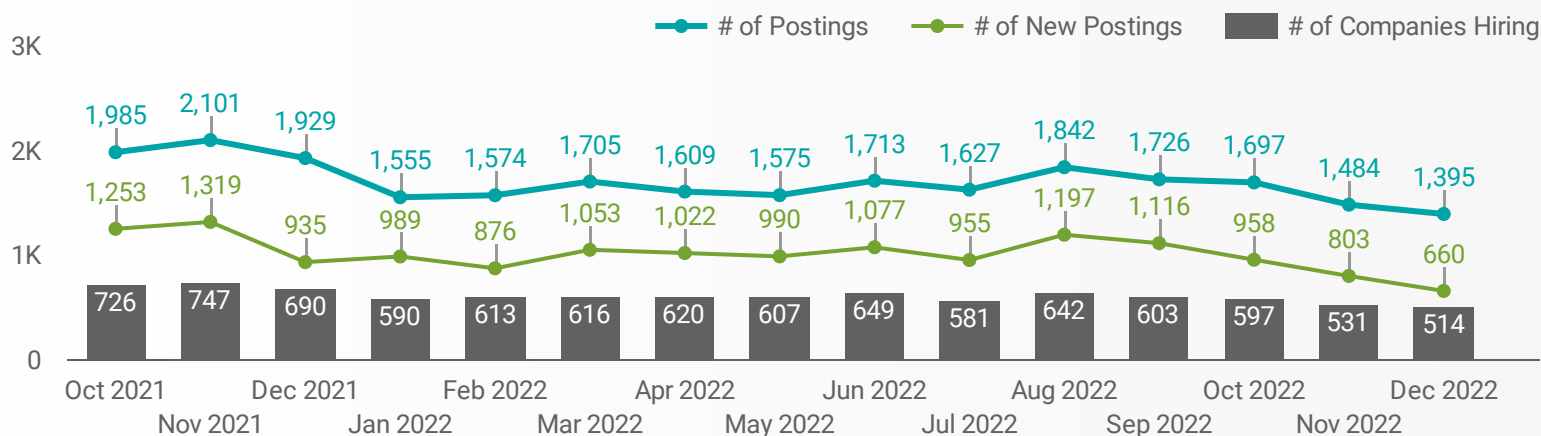
NOC = National Occupation Classification | NAICS = North American Industry Classification System

Source:

Job posting data collected by the chathamkentjobs.com from job boards and employer websites who recruit candidates in the Municipality of Chatham-Kent.

JOB POSTINGS BY MONTH FOR CHATHAM-KENT

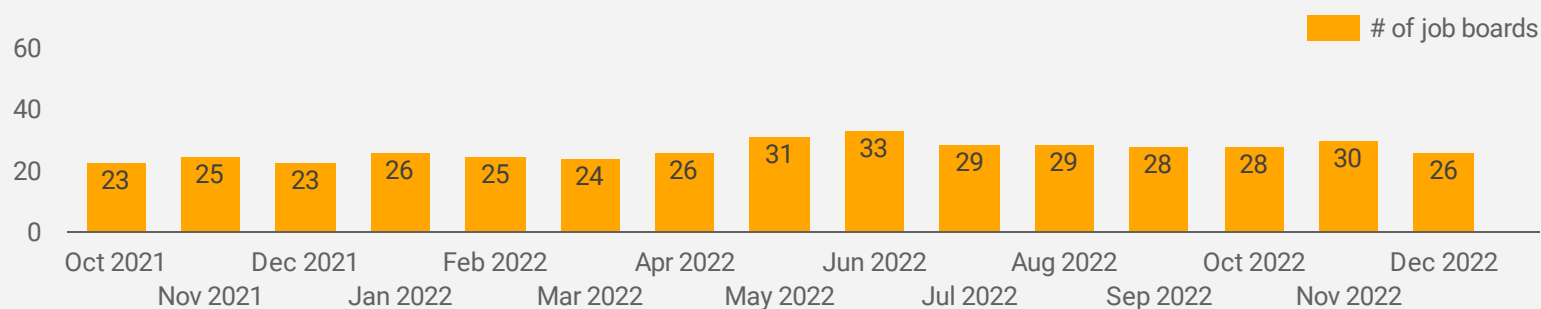
How many job postings were active for at least 1 day this month?



NOTE: This graph cannot be filtered using the controls on the cover page

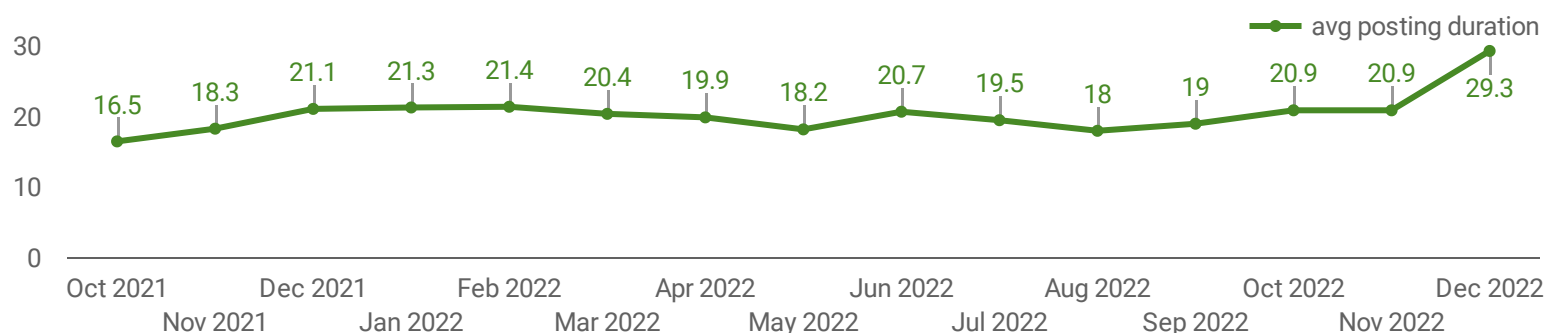
NUMBER OF ACTIVE JOB BOARDS

How many job postings were active for at least 1 day this month on these job boards?



AVG & MEDIAN POSTING LENGTH BY DAYS

How long are employers having to recruit for to find candidates to fill their job vacancies?



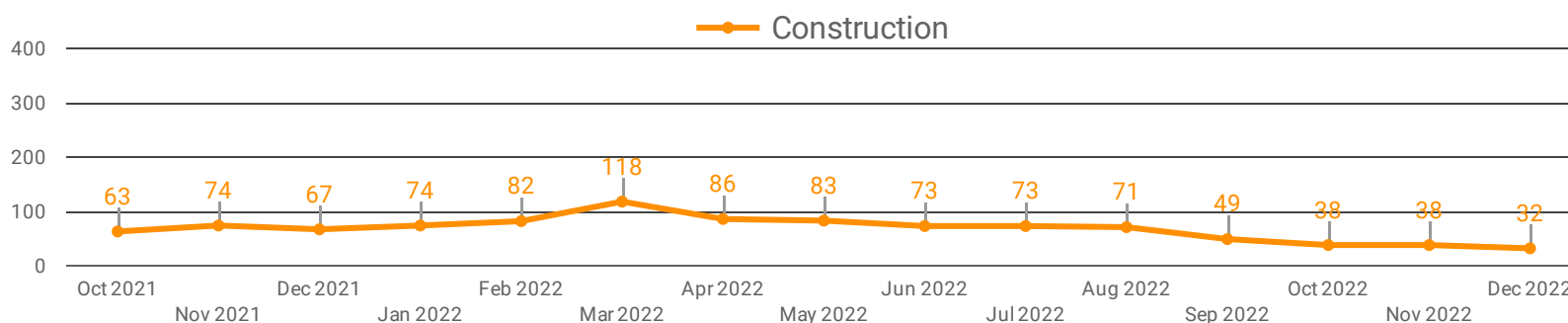
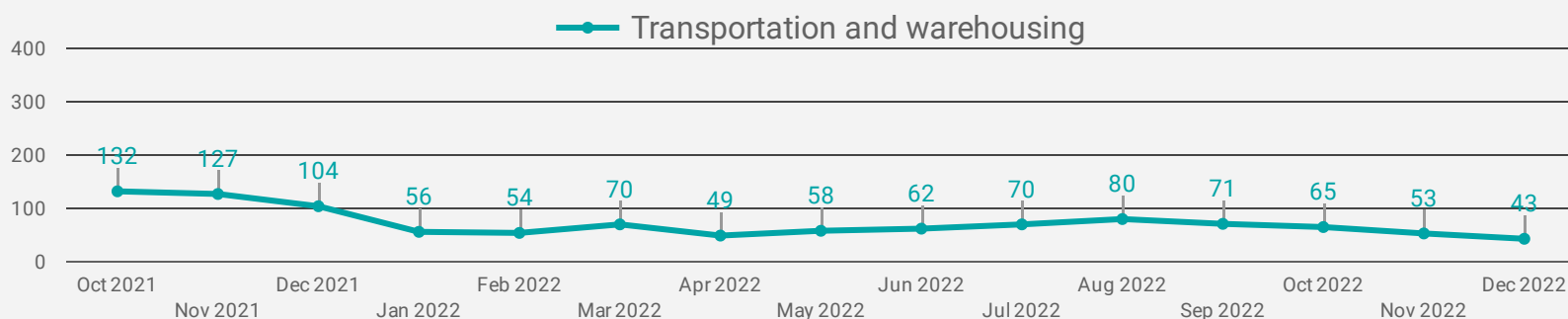
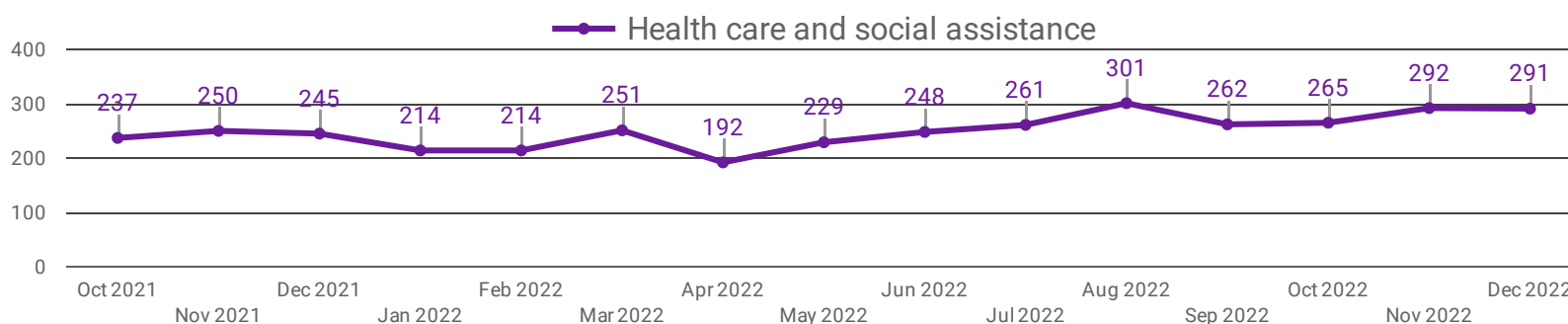
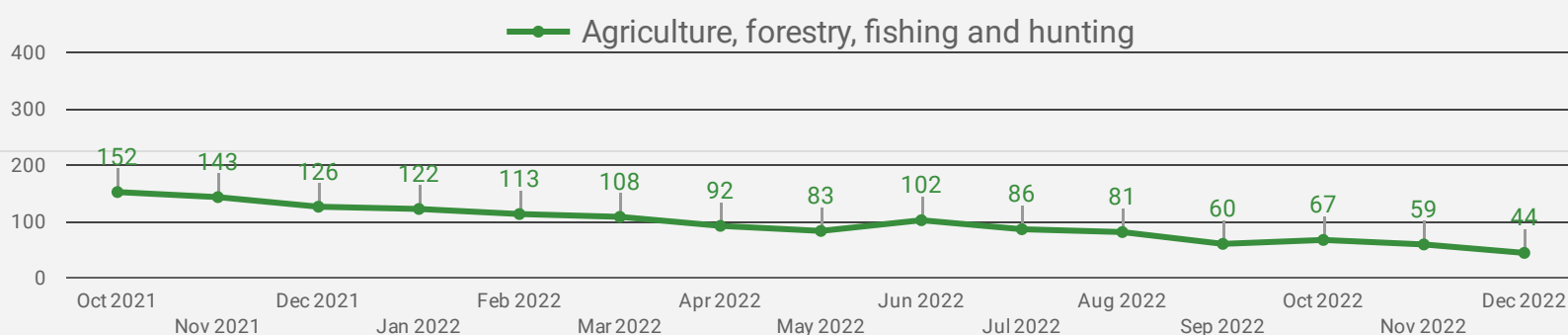
POST DATE TIMELINE FOR THIS MONTH'S ACTIVE JOB POSTINGS

How many job postings were active for at least 1 day this month?



DEMAND BY KEY SECTOR FOR CHATHAM-KENT

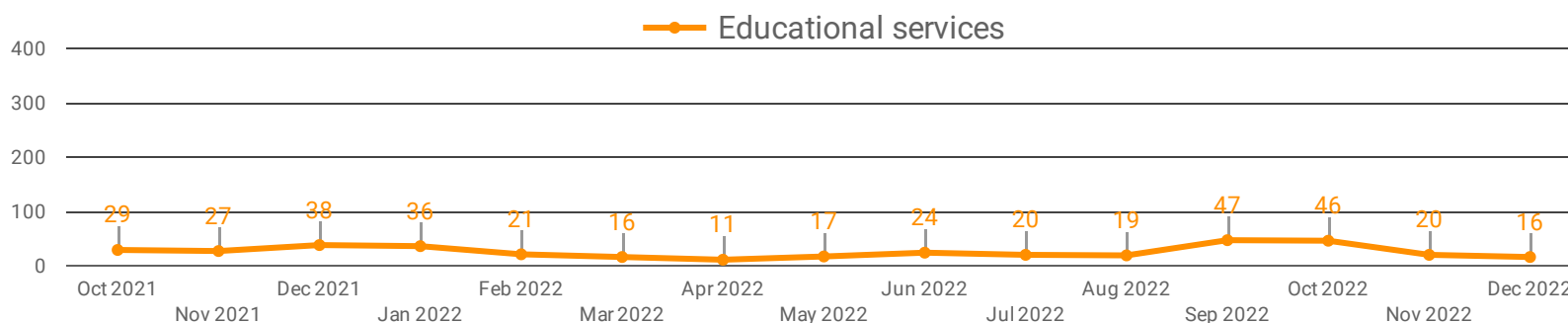
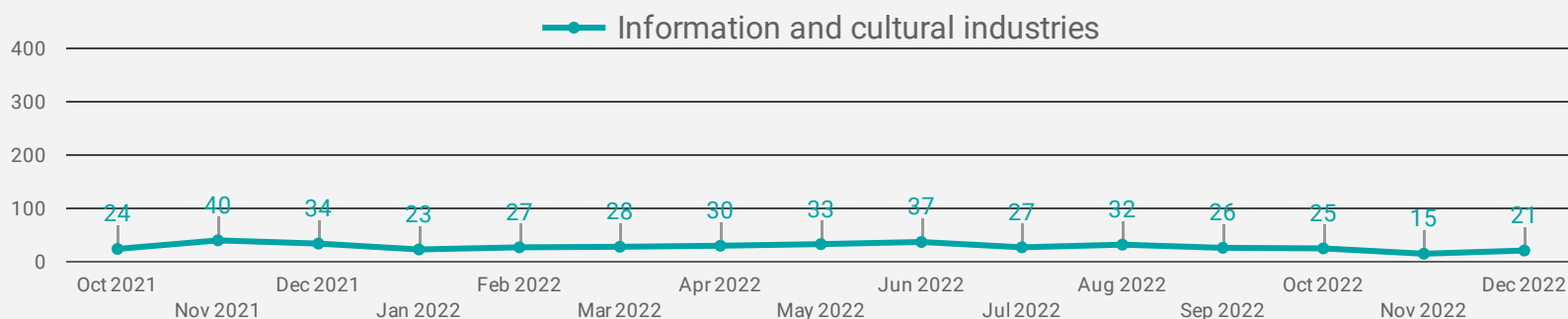
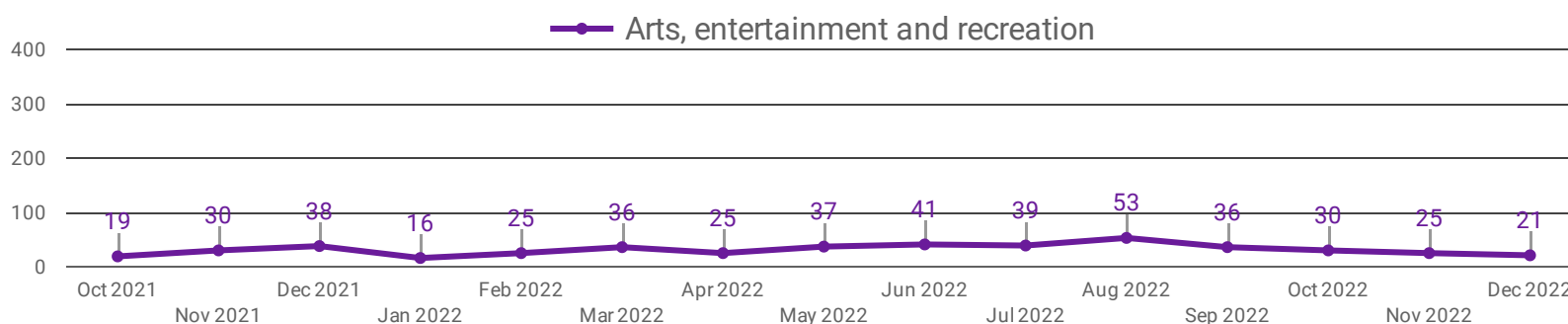
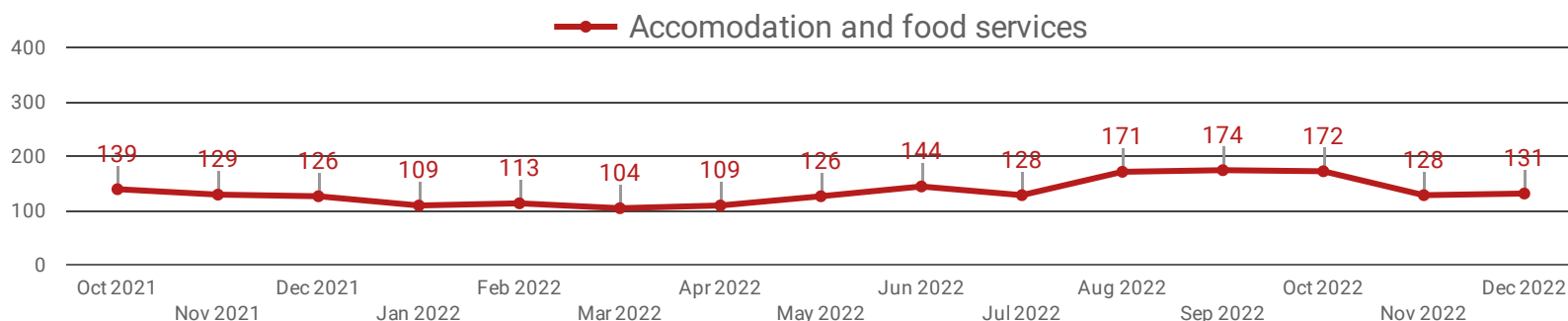
How many job postings were active for at least 1 day this month by sector?



NOTE: This graph cannot be filtered using the controls on the cover page

DEMAND BY IMPACTED SECTOR FOR CHATHAM-KENT

How many job postings were active for at least 1 day this month by sector?



NOTE: This graph cannot be filtered using the controls on the cover page

JOB POSTINGS BY COMMUNITY

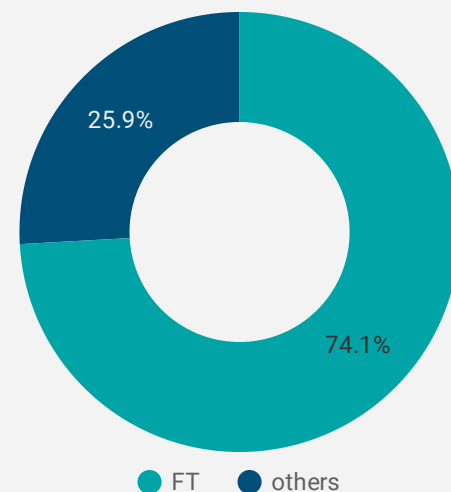
How many job postings were active for at least 1 day this month?

	COMMUNITY	POSTING COUNT	AVG POSTING LENGTH IN DAYS	MEDIAN POSTING LENGTH IN DAYS
1.	Chatham-Kent	645	22.8	21
2.	Chatham	366	41.1	22
3.	Wallaceburg	98	30.3	21
4.	Tilbury	90	30.5	21
5.	Blenheim	89	26.3	21
6.	Ridgetown	30	25.7	21
7.	Wheatley	26	37.6	27
8.	Dresden	22	20.4	21
9.	Thamesville	5	21.0	21
10.	Merlin	5	43.0	18
11.	Kent Bridge	4	25.5	18
12.	Bothwell	4	21.0	21
13.	Morpeth	3	6.0	6
14.	Pain Court	3	21.0	21
15.	Dover Centre	2	121.0	121
16.	Charing Cross	2	18.0	18
17.	Grande Pointe	1	31.0	31

1 - 17 / 17

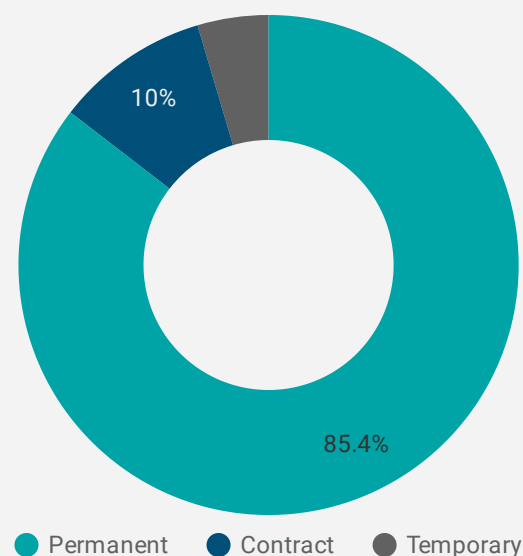
JOB TYPE

Full-time vs Part-time



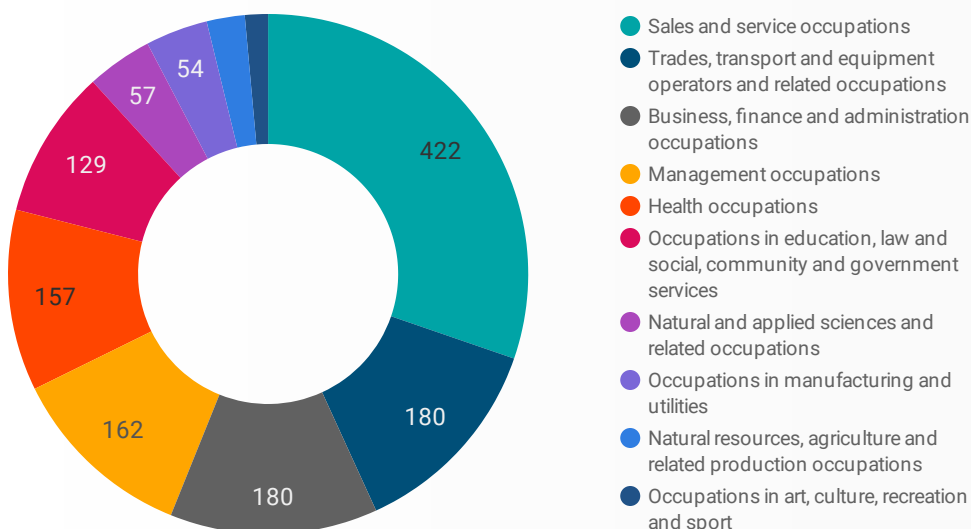
JOB DURATION

Permanency of jobs posted



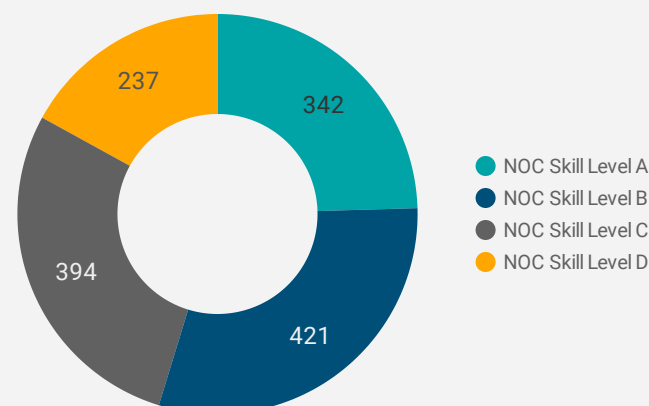
JOB POSTINGS BY JOB CATEGORY

What broad occupational category is being recruited?



JOB POSTINGS BY SKILL LEVEL

What education do occupations typically require?



Skill Level A = Usually University education | Skill Level B = Usually College education or Apprenticeship training | Skill Level C = Usually Secondary education or occupation-specific training | Skill Level D = Usually on-the-job training

TOP HIRING EMPLOYERS & AGENCIES

Who is hiring?












	COMPANY	COMMUNITY	POSTINGS COUNT ▾	AVG POSTING LENGTH IN DAYS	MEDIAN POSTING LENGTH IN DAYS
1.	Chatham Kent Health Alliance	Chatham-Kent	62	24.9	20
2.	Enbridge Inc.	Chatham	47	28.2	21
3.	The Municipality of Chatham-Kent	Chatham-Kent	29	24.5	21
4.	Canadian Executive Search Group Inc.	Chatham-Kent	24	19.9	21
5.	Victorian Order of Nurses / VON	Chatham	24	29.5	21
6.	Revera	Blenheim	22	24.3	21
7.	Pilot Company	Tilbury	22	23.2	21
8.	Enbridge Inc.	Chatham-Kent	18	25.2	21
9.	Revera	Ridgetown	15	25.9	21
10.	BELFOR CANADA INC.	Chatham-Kent	11	20.6	21
11.	Shoppers Drug Mart	Chatham	11	57.0	66
12.	Revera	Chatham-Kent	11	21.9	21
13.	Canadian Executive Search Group Inc.	Chatham	10	21.4	6
14.	Linck Child, Youth and Family Supports	Chatham-Kent	10	15.7	21
15.	Tim Hortons	Chatham-Kent	10	19.1	21
16.	AarKel Tool and Die	Wallaceburg	10	18.5	21
17.	Victorian Order of Nurses / VON	Chatham-Kent	10	34.4	23
18.	Martinrea International Inc.	Chatham-Kent	10	24.2	21
19.	BDO	Chatham	9	32.3	21
20.	Cavendish Farms	Wheatley	9	47.7	35
21.	Blenheim Mystop	Blenheim	8	62.0	62
22.	St Angela's Meadow Retirement Home	Chatham-Kent	8	21.0	21
23.	Fastenal Canada	Chatham	7	23.3	15
24.	Bayshore HealthCare	Chatham-Kent	7	21.0	21
25.	McDonald's	Tilbury	7	20.3	20
26.	Cascades Casino	Chatham-Kent	6	15.3	18
27.	Remcan Projects LP	Chatham-Kent	6	41.3	39
28.	MSSC Canada Inc.	Chatham-Kent	6	21.0	21
29.	Meadow Park Chatham	Chatham-Kent	6	21.0	21
30.	McDonald's	Chatham	6	53.7	68
31.	Home and Community Care Support Services South West	Chatham	6	21.0	21

TOP HOURLY WAGES IN JOB POSTINGS

What are employers willing to pay to find the perfect candidate?











of Minimum Wage Jobs

84

	JOB TITLE	COMPANY	LOCATION	HOURLY WAGE ▾
1.	Social Worker/ Psychotherapist: Independent Contractor	Myranda Ashley Counselling	Chatham-Kent	70 
2.	General Manager - Financial, Communications And Other Business Services	2604395 Ontario Inc	Tilbury	63.5 
3.	Registered Nurse (rn)	Cedrus Care Services Inc.	Ridgetown	62 
4.	Financial Manager	Canada Albion Co., Ltd.	Wallaceburg	53 
5.	Personnel Training And Development Manager	Canada Albion Co., Ltd.	Wallaceburg	48.5 
6.	Department Head, Secondary School	Canada Albion Co., Ltd.	Wallaceburg	47.5 
7.	Plumber - Belle River, On	North America Construction (1993) Ltd. (NAC)	Chatham-Kent	42.48 
8.	Licensed Electrician	The Right Connection Inc.	Wallaceburg	42 
9.	Manager, Conservation Lands And Services	Lower Thames Valley Conservation Authority	Chatham-Kent	41.24 
10.	Physician Assistant	Dr. David Miller Medicine Corp	Chatham-Kent	40.75 
11.	Store Manager - Retail Job	Blenheim Mystop	Blenheim	40 
				1 - 100 / 342 < >

TOP SALARIES IN JOB POSTINGS

What are employers willing to pay to find the perfect candidate?

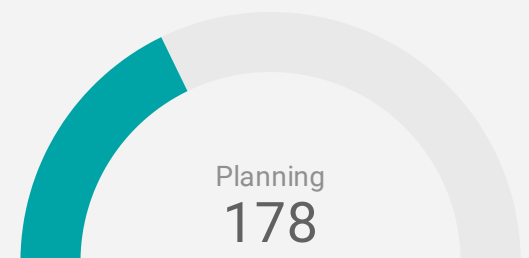
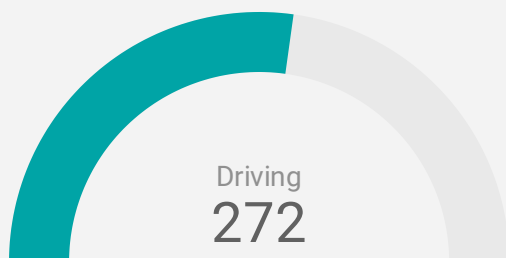
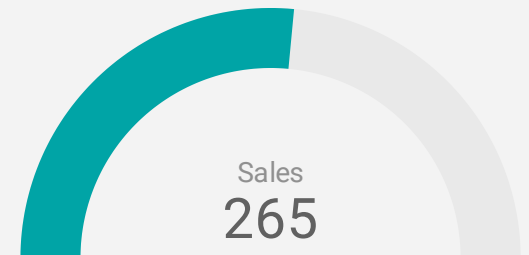
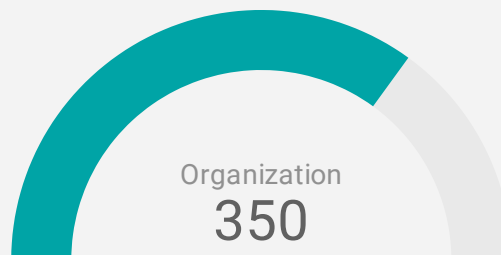
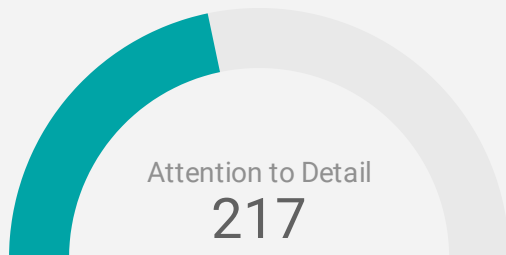
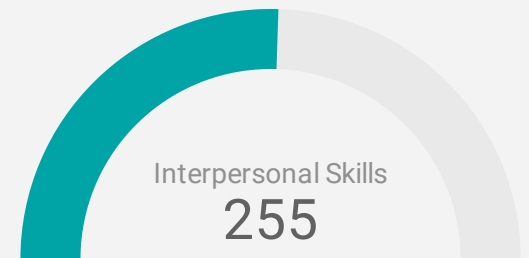
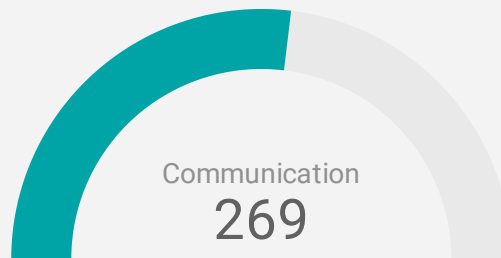
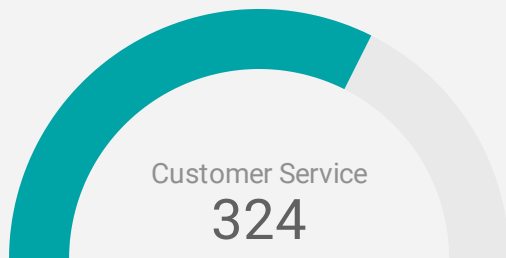
	JOB TITLE	COMPANY	LOCATION	ANNUAL SALARY ▾
1.	Window And Door Sales Person	Brookstone Windows & Doors	Chatham-Kent	195,000 
2.	Optometrist	Kniaziew Optometry	Chatham-Kent	150,000 
3.	General Manager - Car Dealership	Personnel by Elsie	Tilbury	145,000 
4.	Construction Site Superintendent	Navartis Inc.	Chatham-Kent	130,000 
5.	Chief Operating Officer (coo)	Howard Mutual Insurance Company	Ridgetown	111,000 
6.	Construction Estimator	Gillier Drainage	Chatham-Kent	100,000 
7.	Automotive Trailer And Powersports Salesperson	Tilbury Auto Sales RV & Yamaha	Chatham-Kent	100,000 
8.	Maintenance Supervisor	Top Gun Staffing Inc	Ridgetown	95,000 
9.	Az Truck Driver - Home Daily - Permanent Full-time	DRAKKAR	Chatham-Kent	92,000 
10.	Maintenance Supervisor	Canadian Executive Search Group Inc.	Chatham-Kent	90,000 
				1 - 100 / 413 < >

TOP IN-DEMAND SKILLS

How many times were these skills found in job postings?

ACTIVE JOB POSTINGS THIS MONTH

1,395



KEY JOB REQUIREMENTS

How often are these requirements desired in job postings?

ACTIVE JOB POSTINGS THIS MONTH

1,395



Driver's License

35



First Aid

115



Regular Access to a Vehi

92



Criminal Record Check

109



Microsoft Office

106



Food Safety

36

TOP OCCUPATIONS BY SKILL, FREQUENCY & DURATION

What jobs are in-demand and/or hard to fill?

	4 DIGIT NOC	4 DIGIT NOC NAME	SKILL LEVEL	POSTING COUNT	AVG POSTING LENGTH IN DAYS	MEDIAN POSTING LENGTH IN DAYS
1.	6711	Food counter attendants, kitchen helpers and related support occupations	NOC Skill Level D	87	31.3	21
2.	4412	Home support workers, housekeepers and related occupations	NOC Skill Level C	59	22.1	21
3.	6421	Retail salespersons	NOC Skill Level C	58	32.4	21
4.	6552	Other customer and information services representatives	NOC Skill Level C	41	24.2	21
5.	3233	Licensed practical nurses	NOC Skill Level B	37	28.0	24
6.	0125	Other business services managers	NOC Skill Level A	30	24.4	21
7.	3012	Registered nurses and registered psychiatric nurses	NOC Skill Level A	28	38.9	26
8.	6311	Food service supervisors	NOC Skill Level B	28	47.2	29
9.	9619	Other labourers in processing, manufacturing and utilities	NOC Skill Level D	27	39.3	21
10.	4212	Social and community service workers	NOC Skill Level B	26	43.3	21
11.	6322	Cooks	NOC Skill Level B	23	21.5	21
12.	7452	Material handlers	NOC Skill Level C	21	24.5	21
13.	8431	General farm workers	NOC Skill Level C	20	40.5	21
14.	0621	Retail and wholesale trade managers	NOC Skill Level A	19	28.8	21
15.	3413	Nurse aides, orderlies and patient service associates	NOC Skill Level C	19	33.4	21
16.	1114	Other financial officers	NOC Skill Level A	18	43.8	39
17.	6611	Cashiers	NOC Skill Level D	17	32.8	21
18.	6733	Janitors, caretakers and building superintendents	NOC Skill Level D	17	22.6	21
19.	0311	Managers in health care	NOC Skill Level A	17	33.1	21
20.	6731	Light duty cleaners	NOC Skill Level D	16	25.8	21
21.	1111	Financial auditors and accountants	NOC Skill Level A	16	17.3	20
22.	7511	Transport truck drivers	NOC Skill Level C	16	27.9	21
23.	1431	Accounting and related clerks	NOC Skill Level C	15	24.9	21
24.	6622	Store shelf stockers, clerks and order fillers	NOC Skill Level D	15	22.7	21
25.	1241	Administrative assistants	NOC Skill Level B	14	17.8	21
26.	0711	Construction managers	NOC Skill Level A	14	21.4	21
27.	6541	Security guards and related security service occupations	NOC Skill Level C	14	38.7	26
28.	7311	Construction millwrights and industrial mechanics	NOC Skill Level B	13	44.9	26
29.	0714	Facility operation and maintenance managers	NOC Skill Level A	13	19.6	21
30.	7514	Delivery and courier service drivers	NOC Skill Level C	13	21.2	21

JOB POSTINGS BY 3-DIGIT NATIONAL OCCUPATION CLASSIFICATION

What jobs are hard to fill and/or in-demand?

	3 DIGIT NOC	3 DIGIT NOC NAME	SKILL LEVEL	POSTING COUNT	AVG POSTING LENGTH IN DAYS	MEDIAN POSTING LENGTH IN DAYS
1.	671	Food counter attendants, kitchen helpers and related support occupations	NOC Skill Level D	87	31.3	21
2.	441	Home care providers and educational support occupations	NOC Skill Level C	60	22.1	21
3.	642	Retail salespersons	NOC Skill Level C	58	32.4	21
4.	673	Cleaners	NOC Skill Level D	44	23.3	21
5.	655	Customer and information services representatives	NOC Skill Level C	43	23.8	21
6.	323	Other technical occupations in health care	NOC Skill Level B	41	27.1	21
7.	012	Senior managers - construction, transportation, production and utilities	NOC Skill Level A	39	27.5	21
8.	961	Labourers in processing, manufacturing and utilities	NOC Skill Level D	38	44.0	21
9.	111	Auditors, accountants and investment professionals	NOC Skill Level A	36	33.0	23
10.	421	Paraprofessional occupations in legal, social, community and education services	NOC Skill Level B	35	38.6	21
11.	751	Motor vehicle and transit drivers	NOC Skill Level C	34	24.0	21
12.	341	Assisting occupations in support of health services	NOC Skill Level C	30	31.6	21
13.	301	Professional occupations in nursing	NOC Skill Level A	30	37.1	24
14.	631	Service supervisors	NOC Skill Level B	30	46.1	31
15.	071	Managers in customer and personal services, n.e.c.	NOC Skill Level A	27	20.5	21
16.	662	Other sales support and related occupations	NOC Skill Level D	27	23.8	21
17.	143	Financial, insurance and related administrative support workers	NOC Skill Level C	26	26.6	21
18.	632	Chefs and cooks	NOC Skill Level B	26	24.8	21
19.	843	Agriculture and horticulture workers	NOC Skill Level C	23	35.8	21
20.	321	Medical technologists and technicians (except dental health)	NOC Skill Level B	23	35.9	27
21.	731	Machinery and transportation equipment mechanics (except motor vehicles)	NOC Skill Level B	21	37.2	24.5
22.	745	Longshore workers and material handlers	NOC Skill Level C	21	24.5	21
23.	723	Machining, metal forming, shaping and erecting trades	NOC Skill Level B	19	23.5	21
24.	062	Retail and wholesale trade managers	NOC Skill Level A	19	28.8	21
25.	122	Administrative and regulatory occupations	NOC Skill Level B	19	22.2	21
26.	124	Office administrative assistants - general, legal and medical	NOC Skill Level B	18	17.8	21
27.	141	General office workers	NOC Skill Level C	18	16.3	21
28.	112	Human resources and business service professionals	NOC Skill Level A	17	17.7	21
29.	661	Cashiers	NOC Skill Level D	17	22.8	21

JOB POSTINGS BY 2-DIGIT NATIONAL OCCUPATION CLASSIFICATION

What jobs are hard to fill and/or in-demand?

	2 DIGIT NOC	2 DIGIT NOC NAME	SKILL LEVEL	POSTING COUNT	AVG POSTING LENGTH IN DAYS	MEDIAN POSTING LENGTH IN DAYS
1.	67	Service support and other service occupations, n.e.c.	NOC Skill Level D	133	28.7	21
2.	65	Service representatives and other customer and personal services occupations	NOC Skill Level C	79	29.6	21
3.	63	Service supervisors and specialized service occupations	NOC Skill Level B	77	37.7	21
4.	32	Technical occupations in health	NOC Skill Level B	66	30.1	24
5.	44	Care providers and educational, legal and public protection support occupations	NOC Skill Level C	60	22.1	21
6.	64	Sales representatives and salespersons - wholesale and retail trade	NOC Skill Level C	59	32.1	21
7.	01	Senior managers - construction, transportation, production and utilities	NOC Skill Level A	56	35.4	21
8.	72	Industrial, electrical and construction trades	NOC Skill Level B	54	21.2	21
9.	11	Professional occupations in business and finance	NOC Skill Level A	53	28.1	21
10.	12	Administrative and financial supervisors and administrative occupations	NOC Skill Level B	53	23.8	21
11.	14	Office support occupations	NOC Skill Level C	45	21.9	21
12.	66	Sales support occupations	NOC Skill Level D	44	27.2	21
13.	75	Transport and heavy equipment operation and related maintenance occupations	NOC Skill Level C	43	23.0	21
14.	73	Maintenance and equipment operation trades	NOC Skill Level B	41	31.4	21
15.	96	Labourers in processing, manufacturing and utilities	NOC Skill Level D	38	44.0	21
16.	06	Middle management occupations in retail and wholesale trade and customer services	NOC Skill Level A	38	26.8	21
17.	42	Paraprofessional occupations in legal, social, community and education services	NOC Skill Level B	35	38.6	21
18.	21	Professional occupations in natural and applied sciences	NOC Skill Level A	33	29.9	21
19.	31	Professional occupations in health (except nursing)	NOC Skill Level A	31	32.0	22.5
20.	62	Retail sales supervisors and specialized sales occupations	NOC Skill Level B	30	37.9	31
21.	30	Professional occupations in nursing	NOC Skill Level A	30	37.1	24
22.	34	Assisting occupations in support of health services	NOC Skill Level C	30	31.6	21
23.	41	Professional occupations in law and social, community and government services	NOC Skill Level A	28	20.3	21
24.	07	Managers in customer and personal services, n.e.c.	NOC Skill Level A	27	20.5	21
25.	74	Other installers, repairers and servicers and material handlers	NOC Skill Level C	25	24.2	21
26.	22	Technical occupations related to natural and applied sciences	NOC Skill Level B	24	29.3	21
27.	84	Workers in natural resources, agriculture and related production	NOC Skill Level C	23	35.8	21

MULTILINGUAL JOB POSTINGS BY THE NUMBERS

ACTIVE POSTINGS
152

NEW POSTINGS
0

COMPANIES
74

LANGUAGES
3

OF DAYS POSTED

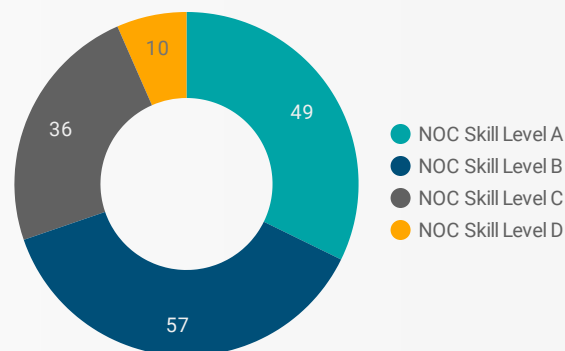
AVERAGE
16.7

MEDIAN
21

MULTILINGUAL JOB POSTINGS BY SKILL LEVEL

What language skills are employers looking for by occupational skill level?

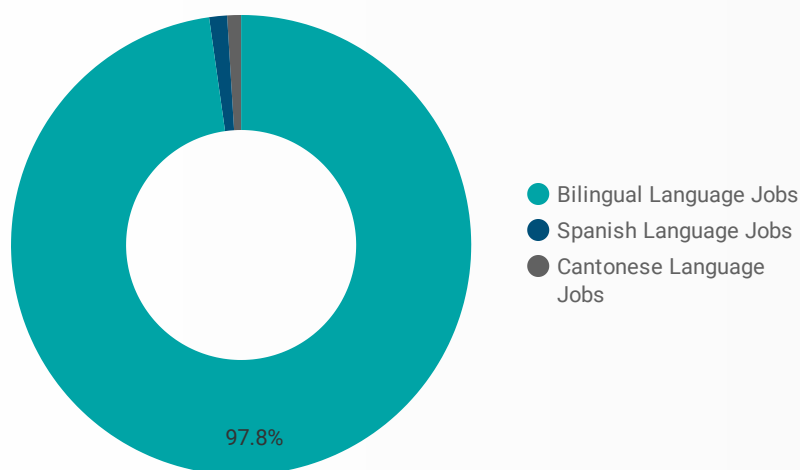
- 49** Skill Level A - Management/ Professional Occupations usually requiring University
- 57** Skill Level B - Usually college education or apprenticeship training
- 36** Skill Level C - Usually secondary education or occupation-specific training
- 10** Skill Level D - Usually on-the-job training



JOB LANGUAGE	NOC Skill Level A	NOC Skill Level B	NOC Skill Level C	NOC Skill Level D
French Language Jobs
Bilingual Language Jobs	4	4	7	
Spanish Language Jobs		1	1	
Cantonese Language Jobs		1		

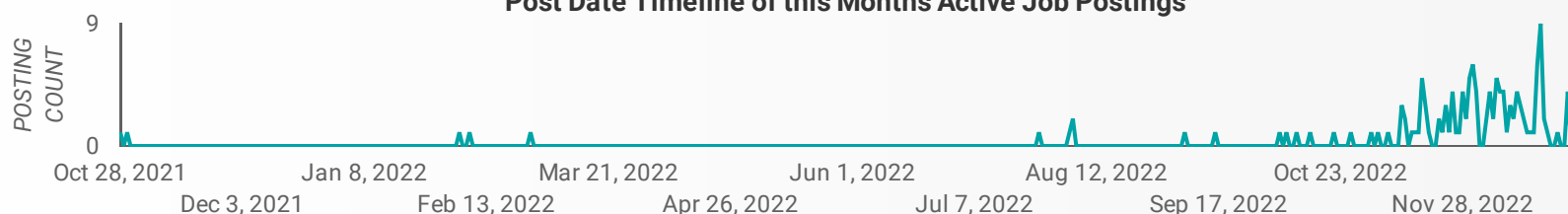
LANGUAGE SKILLS BREAKDOWN

Which kinds of language skills do employers seek?



LANGUAGES	POSTING COUNT
1. Bilingual Language Jobs	149
2. Spanish Language Jobs	2
3. Cantonese Language Jobs	1

Post Date Timeline of this Month's Active Job Postings



LANGUAGE SKILLS BEING RECRUITED BY JOB CATEGORY

What language skills are sought by 1-Digit NOC?

BROAD OCCUPATIONAL CATEGORY	Bilingual Language Jobs	Spanish Language Jobs	Cantonese Language Jobs	Grand total
Trades, transport and equipment operator...	7			7
Sales and service occupations	23		1	24
Occupations in manufacturing and utilities	3	1		4
Occupations in education, law and social, ...	17			17
Occupations in art, culture, recreation and ...	2			2
Natural resources, agriculture and related ...	1	1		2
Natural and applied sciences and related o...	7			7
Management occupations	12			12
Health occupations	50			50
Business, finance and administration occu...	27			27
Grand total	149	2	1	152

MULTILINGUAL JOB POSTINGS BY COMMUNITY

What language skills are sought by 4-Digit NOC?

	MUNICIPALITY	JOB LANGUAGES ▾	AVG POSTING LENGTH IN DAYS	MEDIAN POSTING LENGTH IN DAYS
1.	Chatham-Kent	95	21.4	21
2.	Chatham	37	26.7	21
3.	Wallaceburg	6	13.5	13.5
4.	Tilbury	5	21.0	21
5.	Blenheim	3	21.0	21
6.	Dresden	1		
7.	Ridgetown	1		
8.	Morpeth	1		
9.	Kent Bridge	1	21.0	21
10.	Thamesville	1		
11.	Wheatley	1	65.0	65

LANGUAGE DEMAND BY JOB

What language skills are sought by 4-Digit NOC?

4 DIGIT NOC NAME		POSTINGS ▾
1.	Registered nurses and registered psychiatri...	21
2.	Licensed practical nurses	13
3.	Social and community service workers	8
4.	Food counter attendants, kitchen helpers an...	7
5.	Other customer and information services re...	6
6.	Managers in health care	5
7.	Social workers	5
8.	Supervisors, supply chain, tracking and sche...	5
9.	Retail salespersons	4
10.	Receptionists	3
11.	Administrative assistants	3
12.	General office support workers	3
13.	Other assisting occupations in support of h...	3
14.	Respiratory therapists, clinical perfusionist...	2
15.	Home support workers, housekeepers and r...	2
16.	General farm workers	2
17.	Occupational therapists	2
18.	Other professional occupations in therapy a...	2
19.	Medical laboratory technicians and patholo...	2
20.	Facility operation and maintenance manage...	2
21.	Medical administrative assistants	2
22.	Medical radiation technologists	2
23.	User support technicians	2
24.	Nursing co-ordinators and supervisors	1
25.	Real estate agents and salespersons	1
26.	Managers in social, community and correcti...	1
27.	Contractors and supervisors, machining, me...	1
28.	Technical occupations related to museums ...	1
29.	Allied primary health practitioners	1
30.	Shippers and receivers	1
31.	Other metal products machine operators	1
32.	Painters and decorators (except interior dec...	1
		1 - 69 / 69 < >

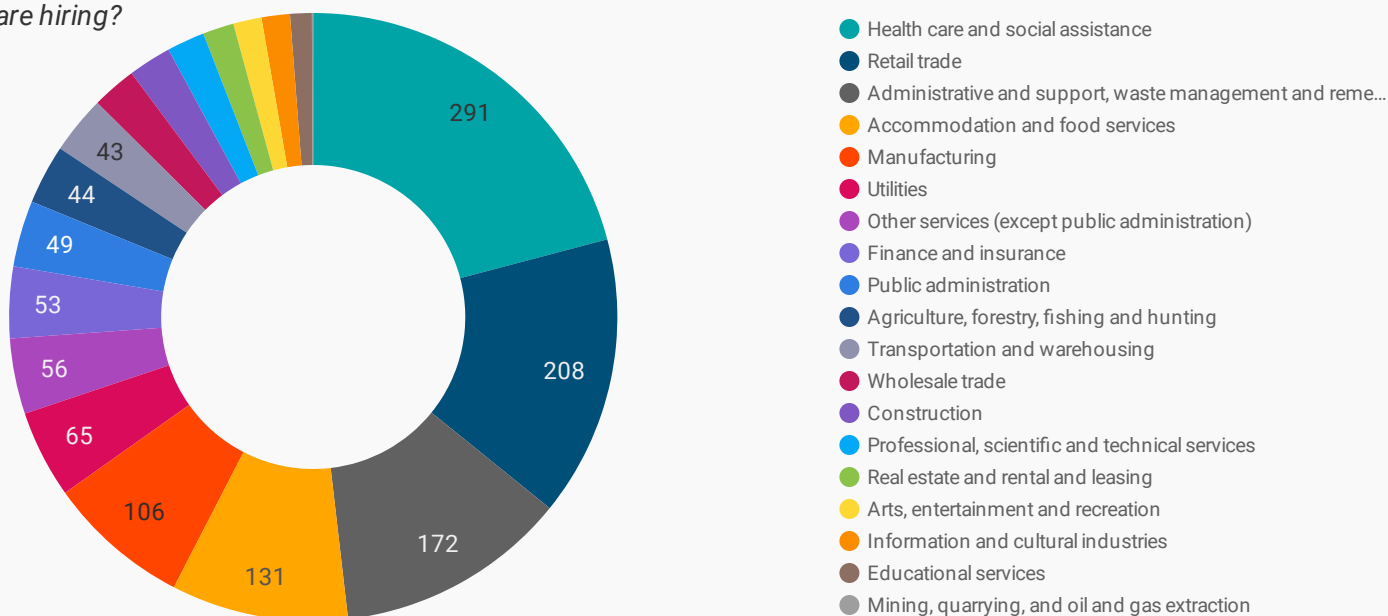
MULTILINGUAL HIRING EMPLOYERS

Which employers are seeking multilingual candidates?

COMPANY		POSTINGS ▾
1.	Chatham Kent Health Alliance	34
2.	Victorian Order of Nurses / VON	13
3.	Linck Child, Youth and Family Supports	11
4.	Canadian Executive Search Group Inc.	5
5.	Home and Community Care Support Services	4
6.	Home and Community Care Support Services South West	4
7.	Victoria Order Of Nurses	3
8.	Bayshore HealthCare	3
9.	Family Service Kent	3
10.	Various Ministries	3
11.	Richmond Community Management Services	2
12.	Little Caesars	2
13.	Bell Canada	2
14.	Whyte's Foods Inc	2
15.	Teksavvy Solutions Inc.	2
16.	In-Tek Inc.	1
17.	Tim Hortons	1
18.	Classic Nail Spa	1
19.	The We Store	1
20.	Liquor Control Board of Ontario	1
21.	Employment and Social Development Canada - Innovation, Information and Technology Branch / Enterprise Operations	1
22.	Renaissance Personnel	1
23.	Ministry of Labour, Immigration, Training and Skills Development	1
24.	Dover Corn Products Ltd	1
25.	Troy Valley II	1
26.	Greenfield Global Inc.	1
27.	CROSSMARK	1
28.	The Helping Panda Inc.	1
29.	768308 Ontario Inc	1
		1 - 50 / 74 < >

TOP HIRING SECTORS BY 2-DIGIT NAICS CODE

What sectors are hiring?



	2-DIGIT NAICS LABEL	NAICS CODE	POSTING COUNT	AVG POSTING LENGTH IN DAYS	MEDIAN POSTING LENGTH IN DAYS
1.	Health care and social assistance	62	291	27.4	21
2.	Retail trade	44-45	208	33.4	21
3.	Administrative and support, waste management and remediation services	56	172	26.5	21
4.	Accommodation and food services	72	131	32.8	21
5.	Manufacturing	31-33	106	37.5	21
6.	Utilities	22	65	27.5	21
7.	Other services (except public administration)	81	56	30.8	21
8.	Finance and insurance	52	53	29.3	21
9.	Public administration	91	49	32.2	21
10.	Agriculture, forestry, fishing and hunting	11	44	32.8	21
11.	Transportation and warehousing	48-49	43	25.2	21
12.	Wholesale trade	41	33	24.2	21
13.	Construction	23	32	27.8	21
14.	Professional, scientific and technical services	54	28	22.0	21
15.	Real estate and rental and leasing	53	23	18.9	21
16.	Arts, entertainment and recreation	71	21	28.2	21
17.	Information and cultural industries	51	21	20.6	21
18.	Educational services	61	16	18.8	21
19.	Mining, quarrying, and oil and gas extraction	21	1	21.0	21

NOTE: NAICS code 56 includes Employment Agencies. Manufacturing includes codes 31-33, Retail Trade includes codes 44-45 and Transportation and Warehousing includes codes 48-49.

TOP HIRING SECTORS BY 3-DIGIT NAICS CODE

What sectors are hiring?

	3-DIGIT NAICS LABEL	NAICS CODE	POSTING COUNT ▾	AVG POSTING LENGTH IN DAYS	MEDIAN POSTING LENGTH IN DAYS
1.	Administrative and support services	561	167	26.6	21
2.	Food services and drinking places	722	122	33.9	21
3.	Ambulatory health care services	621	105	27.2	21
4.	Nursing and residential care facilities	623	90	31.7	21
5.	Utilities	221	65	27.5	21
6.	Hospitals	622	64	25.0	20
7.	Miscellaneous store retailers	453	38	26.7	21
8.	Gasoline stations	447	37	29.1	21
9.	Crop production	111	35	27.0	21
10.	Credit intermediation and related activities	522	35	25.0	21
11.	Social assistance	624	32	19.1	21
12.	Food and beverage stores	445	31	35.3	22
13.	Transportation equipment manufacturing	336	31	28.8	21
14.	Local, municipal and regional public administration	913	30	24.8	21
15.	Professional, scientific and technical services	541	28	22.0	21
16.	Health and personal care stores	446	26	49.0	61.5
17.	Food manufacturing	311	26	45.2	26
18.	Building material and garden equipment and supplies dealers	444	25	24.2	21
19.	Personal and laundry services	812	22	42.5	25
20.	General merchandise stores	452	22	29.6	21
21.	Religious, grant-making, civic, and professional and similar organizations	813	22	25.0	21
22.	Real estate	531	17	20.2	21
23.	Educational services	611	16	18.8	21
24.	Motor vehicle and parts dealers	441	16	34.8	21
25.	Amusement, gambling and recreation industries	713	16	33.0	21
26.	Fabricated metal product manufacturing	332	15	23.6	21
27.	Specialty trade contractors	238	14	27.9	21
28.	Insurance carriers and related activities	524	12	37.5	28
29.	Couriers and messengers	492	12	19.6	18
30.	Other information services	519	11	17.1	18
31.	Telecommunications	517	10	25.0	21

TOP HIRING SECTORS BY 4-DIGIT NAICS CODE

What sectors are hiring?

	4-DIGIT NAICS LABEL	NAICS CODE	POSTING COUNT ▾	AVG POSTING LENGTH IN DAYS	MEDIAN POSTING LENGTH IN DAYS
1.	Employment services	5613	115	23.5	21
2.	Full-service restaurants and limited-service eating places	7225	111	35.0	21
3.	Community care facilities for the elderly	6233	76	26.4	21
4.	Home health care services	6216	69	29.9	21
5.	Natural gas distribution	2212	65	27.5	21
6.	General medical and surgical hospitals	6221	64	25.0	20
7.	Gasoline stations	4471	37	29.1	21
8.	Other local, municipal and regional public administration	9139	29	24.5	21
9.	Motor vehicle parts manufacturing	3363	29	29.3	21
10.	Grocery stores	4451	27	33.8	22
11.	Health and personal care stores	4461	26	49.0	61.5
12.	Services to buildings and dwellings	5617	26	21.4	21
13.	Building material and supplies dealers	4441	25	24.2	21
14.	Other miscellaneous store retailers	4539	25	24.9	21
15.	Depository credit intermediation	5221	25	26.5	21
16.	Individual and family services	6241	24	18.6	21
17.	Civic and social organizations	8134	19	20.6	21
18.	Other crop farming	1119	17	21.3	21
19.	Accounting, tax preparation, bookkeeping and payroll services	5412	16	28.5	21
20.	Personal care services	8121	15	55.4	56
21.	Greenhouse, nursery and floriculture production	1114	15	27.5	21
22.	Department stores	4521	15	33.3	21
23.	Machine shops, turned product, and screw, nut and bolt manufacturing	3327	14	24.0	21
24.	Investigation and security services	5616	13	30.1	21
25.	Gambling industries	7132	13	33.0	21
26.	Activities related to real estate	5313	13	21.1	21
27.	Agencies, brokerages and other insurance related activities	5242	11	35.8	24.5
28.	Other food manufacturing	3119	11	54.5	21
29.	Fruit and vegetable preserving and specialty food manufacturing	3114	11	45.1	35
30.	Other information services	5191	11	17.1	18
31.	Offices of dentists	6212	10	21.7	21

TOP HIRING SECTORS BY 5-DIGIT NAICS CODE

What sectors are hiring?

	5-DIGIT NAICS LABEL	NAICS CODE	POSTING COUNT ▾	AVG POSTING LENGTH IN DAYS	MEDIAN POSTING LENGTH IN DAYS
1.	Employment placement agencies and executive search services	56131	115	23.5	21
2.	Full-service restaurants and limited-service eating places	72251	111	35.0	21
3.	Community care facilities for the elderly	62331	76	26.4	21
4.	Home health care services	62161	69	29.9	21
5.	Natural gas distribution	22121	65	27.5	21
6.	General medical and surgical hospitals	62211	64	25.0	20
7.	Gasoline stations with convenience stores	44711	35	28.9	21
8.	Other local, municipal and regional public administration	91391	29	24.5	21
9.	All other miscellaneous store retailers	45399	25	24.9	21
10.	Banking	52211	25	26.5	21
11.	Pharmacies and drug stores	44611	24	50.2	63
12.	Supermarkets and other grocery (except convenience) stores	44511	22	36.2	22
13.	Civic and social organizations	81341	19	20.6	21
14.	All other crop farming	11199	17	21.3	21
15.	Accounting, tax preparation, bookkeeping and payroll services	54121	16	28.5	21
16.	Child and youth services	62411	15	16.3	21
17.	Hair care and esthetic services	81211	15	55.4	56
18.	Other services to buildings and dwellings	56179	15	20.7	21
19.	Department stores	45211	15	33.3	21
20.	Food crops grown under cover	11141	15	27.5	21
21.	Machine shops	33271	14	24.0	21
22.	Other motor vehicle parts manufacturing	33639	13	36.6	21
23.	Casinos (except casino hotels)	71321	13	33.0	21
24.	Real estate property managers	53131	13	21.1	21
25.	Investigation, guard and armoured car services	56161	12	31.1	21
26.	Other building material dealers	44419	12	26.7	21
27.	Insurance agencies and brokerages	52421	11	35.8	24.5
28.	All other food manufacturing	31199	11	54.5	21
29.	All other information services	51919	11	17.1	18
30.	Frozen food manufacturing	31141	11	45.1	35
31.	Offices of dentists	62121	10	21.7	21

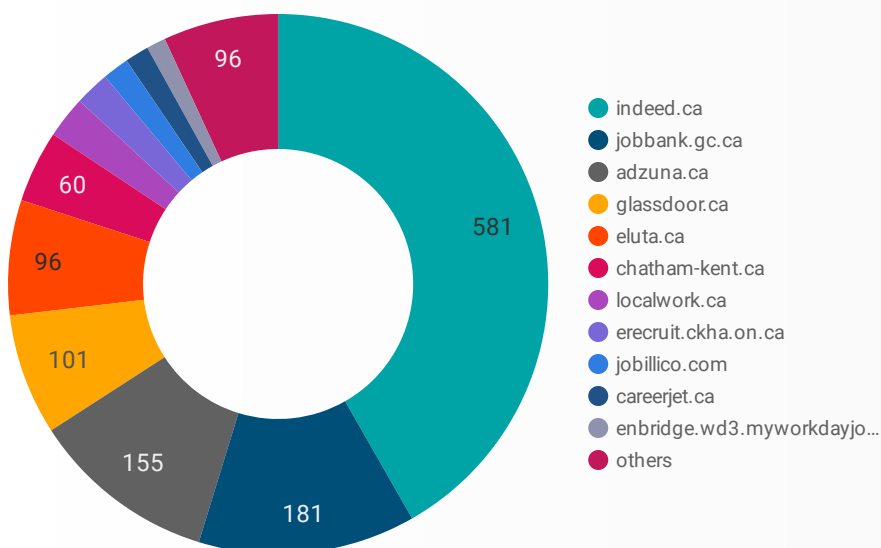
TOP HIRING SECTORS BY 6-DIGIT NAICS CODE

What sectors are hiring?

	6-DIGIT NAICS LABEL	NAICS CODE	POSTING COUNT ▼	AVG POSTING LENGTH IN DAYS	MEDIAN POSTING LENGTH IN DAYS
1.	Employment placement agencies and executive search services	561310	115	23.5	21
2.	Limited-service eating places	722512	92	35.2	21
3.	Community care facilities for the elderly	623310	76	26.4	21
4.	Home health care services	621610	69	29.9	21
5.	Natural gas distribution	221210	65	27.5	21
6.	General (except paediatric) hospitals	622111	64	25.0	20
7.	Gasoline stations with convenience stores	447110	35	28.9	21
8.	Other local, municipal and regional public administration	913910	29	24.5	21
9.	Personal and commercial banking industry	522111	25	26.5	21
10.	Pharmacies and drug stores	446110	24	50.2	63
11.	Supermarkets and other grocery (except convenience) stores	445110	22	36.2	22
12.	Full-service restaurants	722511	19	34.1	21
13.	Civic and social organizations	813410	19	20.6	21
14.	All other miscellaneous crop farming	111999	17	21.3	21
15.	All other miscellaneous store retailers (except beer and wine-making supplies stores)	453999	17	27.4	21
16.	Offices of accountants	541212	15	28.5	21
17.	Child and youth services	624110	15	16.3	21
18.	All other services to buildings and dwellings	561799	15	20.7	21
19.	Department stores	452110	15	33.3	21
20.	Unisex hair salons	812116	14	59.9	62
21.	Machine shops	332710	14	24.0	21
22.	Other motor vehicle parts manufacturing	336390	13	36.6	21
23.	Casinos (except casino hotels)	713210	13	33.0	21
24.	Real estate property managers	531310	13	21.1	21
25.	Security guard and patrol services	561612	12	31.1	21
26.	Other building material dealers	444190	12	26.7	21
27.	Insurance agencies and brokerages	524210	11	35.8	24.5
28.	All other food manufacturing	311990	11	54.5	21
29.	Frozen food manufacturing	311410	11	45.1	35
30.	All other information services	519190	11	17.1	18

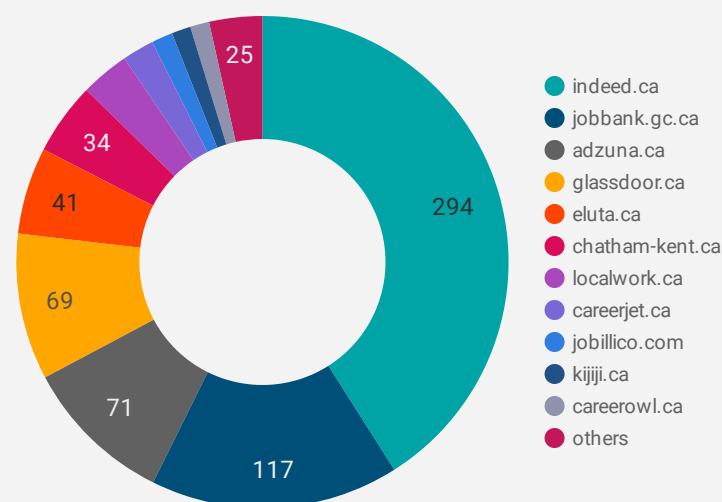
JOB POSTINGS BY JOB BOARD

What share of unique job postings appear on each job board?



COMPANIES BY JOB BOARD

What share of unique job postings appear on each job board?



JOB POSTING DETAILS BY JOB BOARD

How does job posting activity differ by job board?

	JOB BOARD	POSTING COUNT ▾	AVG POSTING LENGTH IN DAYS	MEDIAN POSTING LENGTH IN DAYS	# OF COMPANIES
1.	indeed.ca	581	20.2	21	294
2.	jobbank.gc.ca	181	40.4	29	117
3.	adzuna.ca	155	53.4	61	71
4.	glassdoor.ca	101	24.2	25	69
5.	eluta.ca	96	21.0	21	41
6.	chatham-kent.ca	60	43.7	28	34
7.	localwork.ca	35	8.6	6	23
8.	erecruit.ckha.on.ca	29	36.3	20	1
9.	jobillico.com	22	23.4	14	10
10.	careerjet.ca	20	36.5	35	15
11.	enbridge.wd3.myworkdayjobs.com	16	13.6	13	1
12.	kijiji.ca	14	15.0	15	9
13.	careerarc.com	12	30.6	22	3
14.	chatham-kent.njoyn.com	12	43.5	44	1
15.	canadianexecutivesearch.com	11	21.4	6	1
16.	careerowl.ca	11	177.4	179	9
17.	rncareers.ca	9	29.4	31	4
18.	gojobs.gov.on.ca	6	15.0	15	3