



# JOB DEMAND REPORT

## JANUARY 2023

### HIGHLIGHTS

#### JOB POSTINGS BY THE NUMBERS

POSTING COUNT	NEW THIS MONTH	COMPANIES	JOB BOARDS
1,462	939	559	26

#### # OF DAYS POSTED

AVERAGE	MEDIAN
29.3	21

### REPORT BUILDER

The default filter selection below will show all job demand data for the month. You can use the filters to create a customized report for the purpose of understanding a subset of the data.

#### OCCUPATION FILTERS

SKILL TYPE NAME / 1-DIGIT NOC	▼
MAJOR GROUP / 2-DIGIT NOC	▼
MINOR GROUP / 3-DIGIT NOC	▼
UNIT GROUP / 4-DIGIT NOC	▼
SKILL LEVEL	▼
JOB TYPE	▼
JOB DURATION	▼
ADDITIONAL LANGUAGE	▼
SPECIFIC JOB TAGS	▼

#### INDUSTRY/SECTOR FILTERS

HIRING SECTOR BY 2-DIGIT NAICS CODE	▼
HIRING SECTOR BY 3-DIGIT NAICS CODE	▼
HIRING SECTOR BY 4-DIGIT NAICS CODE	▼
HIRING SECTOR BY 5-DIGIT NAICS CODE	▼
HIRING SECTOR BY 6-DIGIT NAICS CODE	▼

#### OTHER FILTERS

JOB BOARD	▼
-----------	---

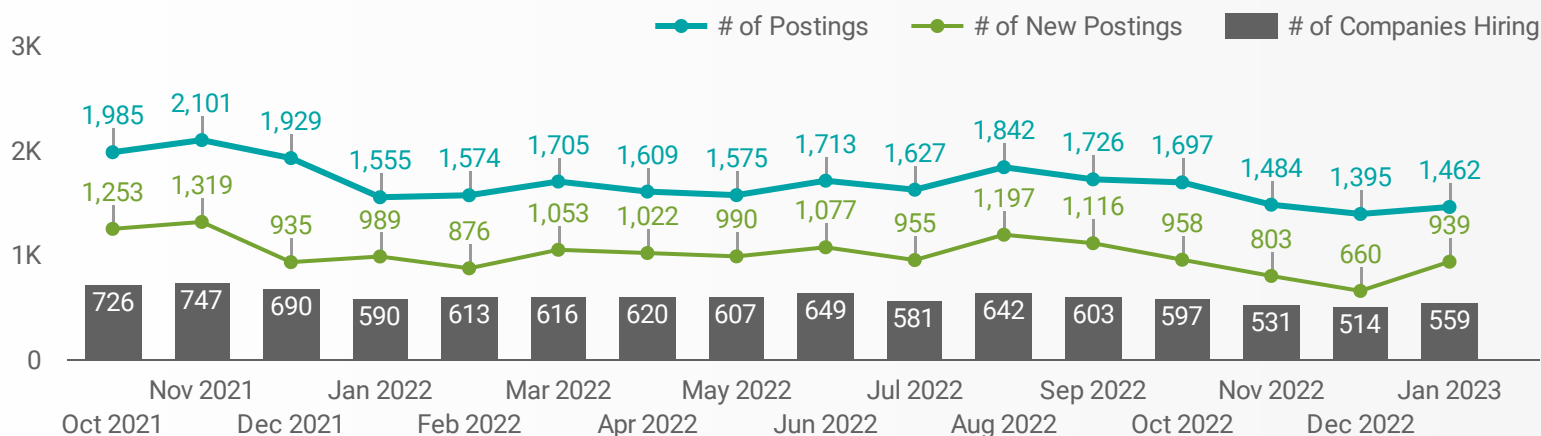
NOC = National Occupation Classification | NAICS = North American Industry Classification System

**Source:**

Job posting data collected by the [chathamkentjobs.com](https://chathamkentjobs.com) from job boards and employer websites who recruit candidates in the Municipality of Chatham-Kent.

## JOB POSTINGS BY MONTH FOR CHATHAM-KENT

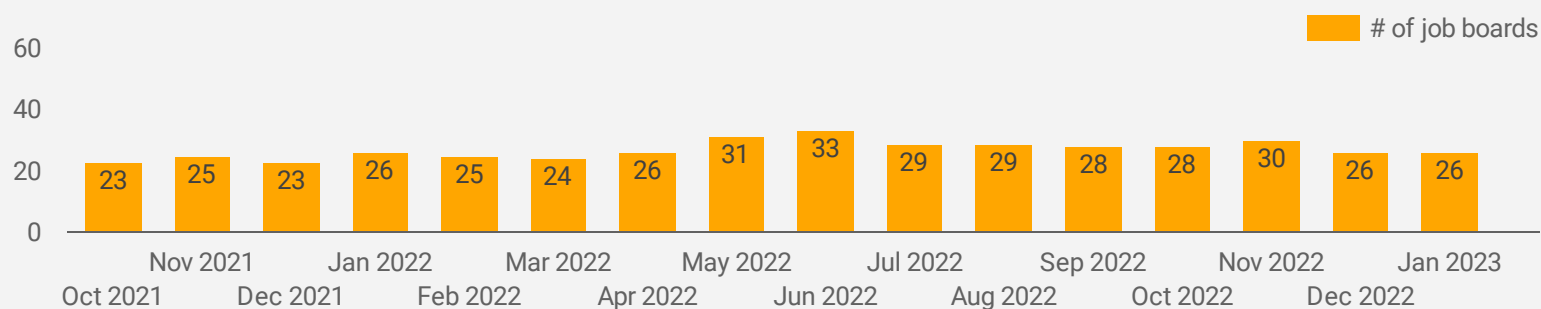
How many job postings were active for at least 1 day this month?



NOTE: This graph cannot be filtered using the controls on the cover page

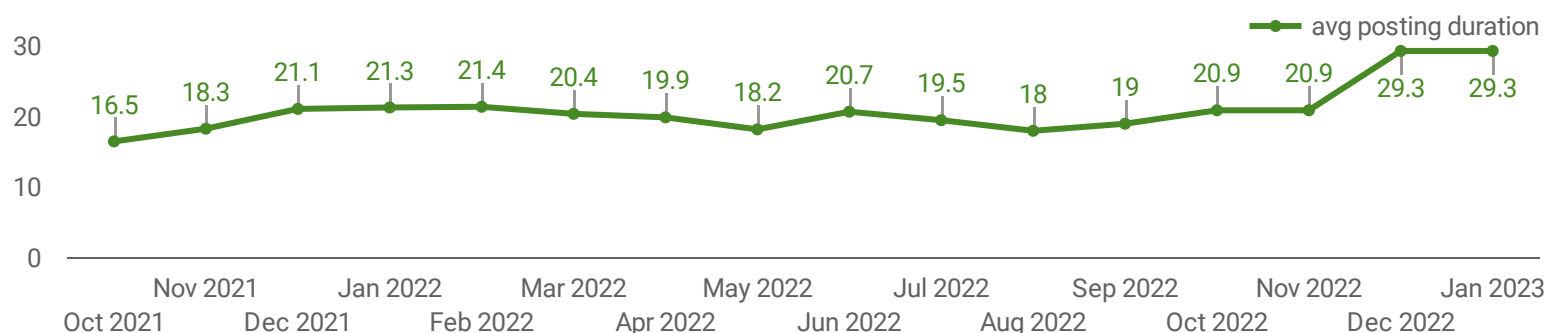
## NUMBER OF ACTIVE JOB BOARDS

How many job postings were active for at least 1 day this month on these job boards?



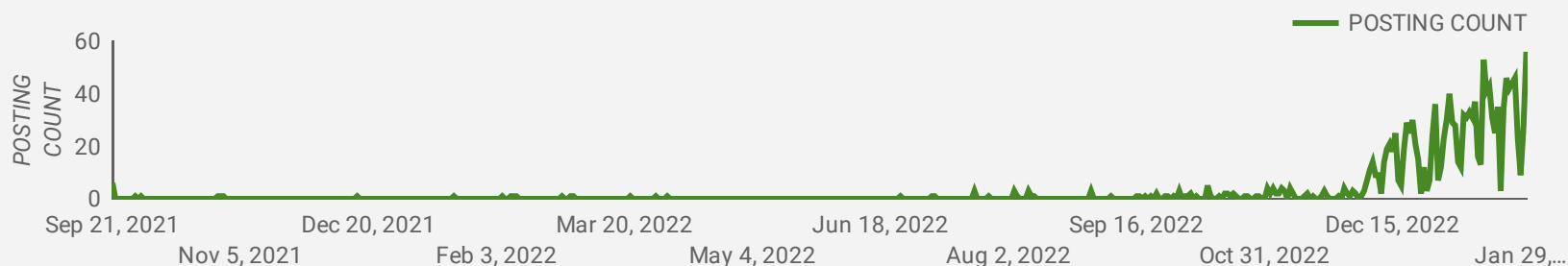
## AVG & MEDIAN POSTING LENGTH BY DAYS

How long are employers having to recruit for to find candidates to fill their job vacancies?



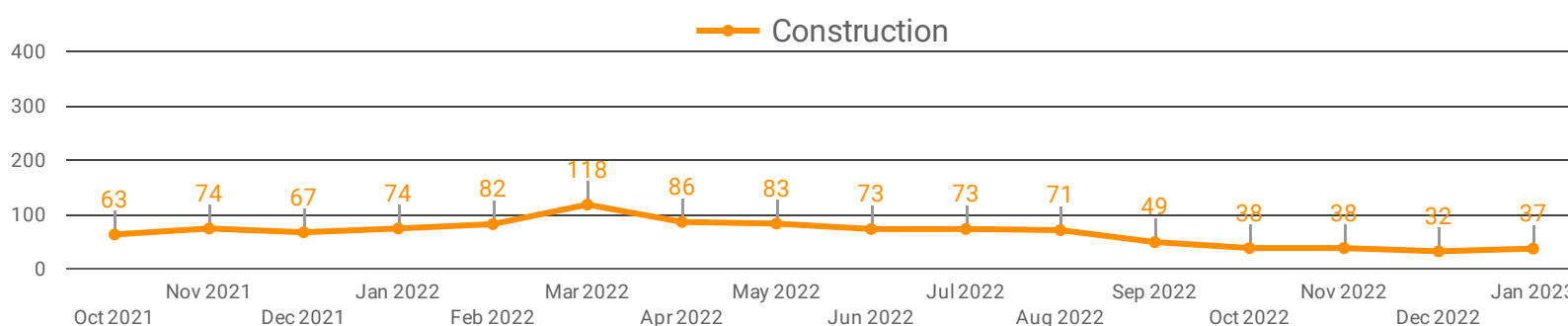
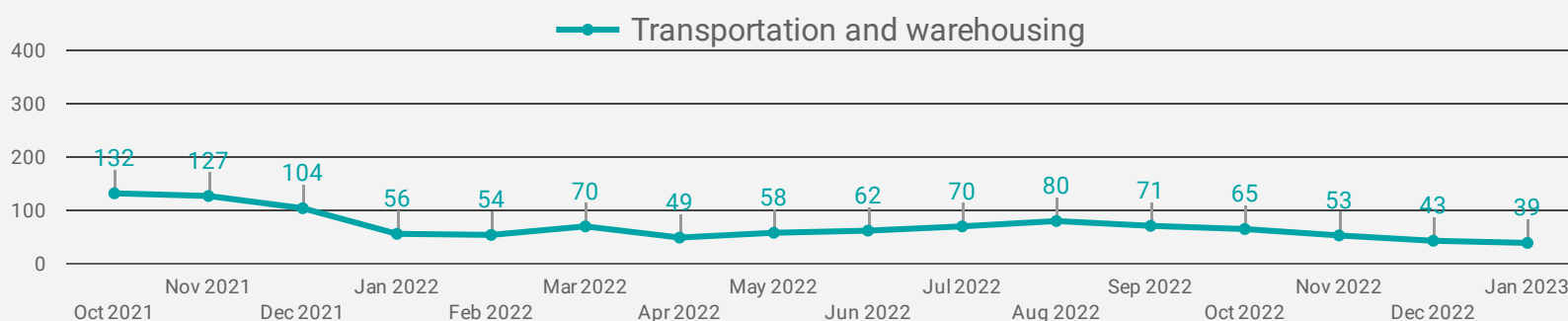
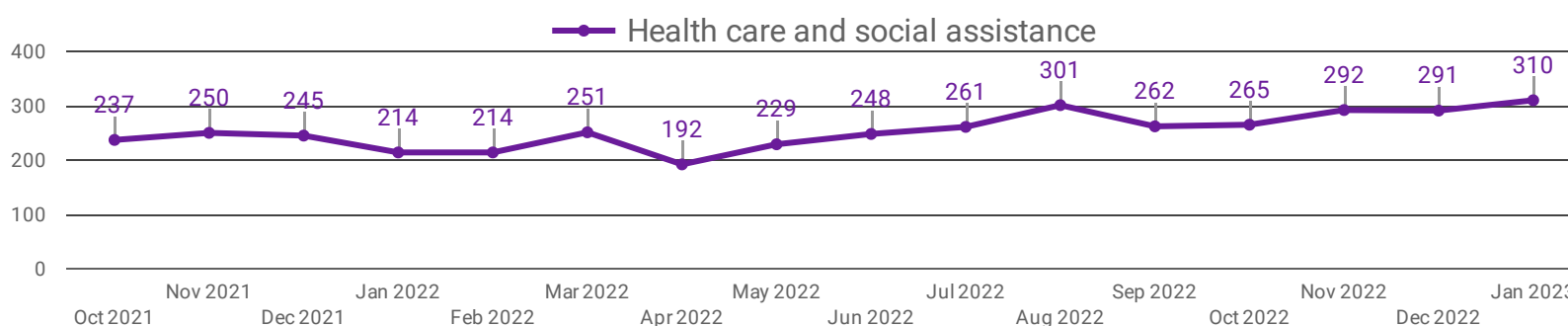
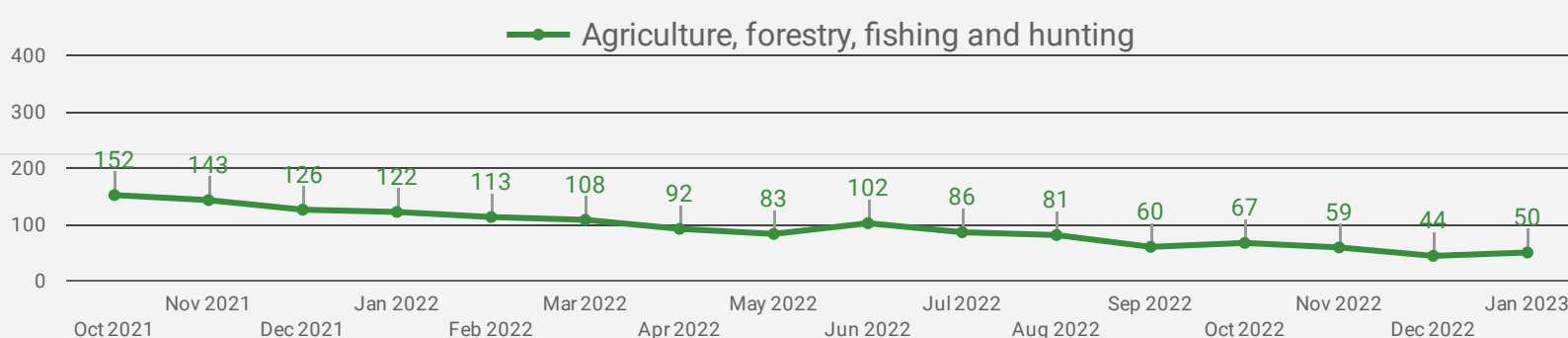
## POST DATE TIMELINE FOR THIS MONTH'S ACTIVE JOB POSTINGS

How many job postings were active for at least 1 day this month?



## DEMAND BY KEY SECTOR FOR CHATHAM-KENT

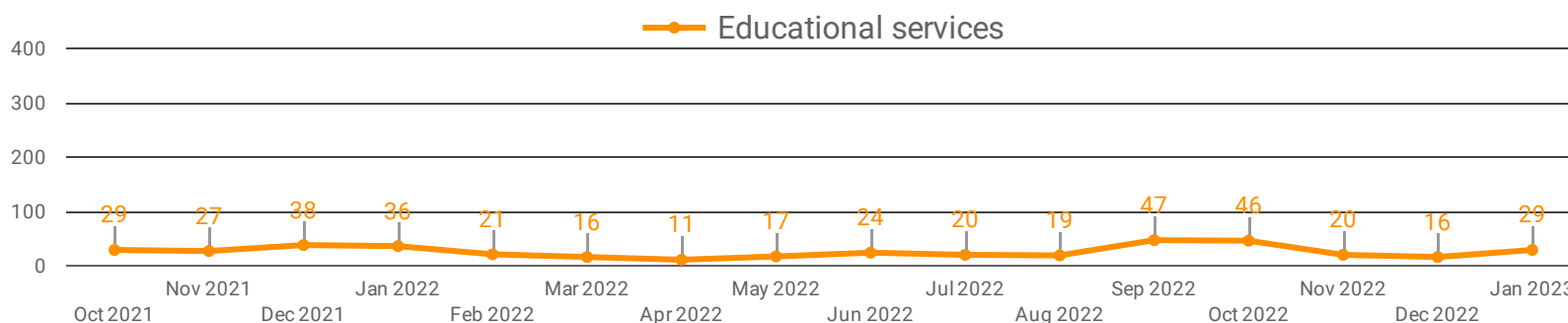
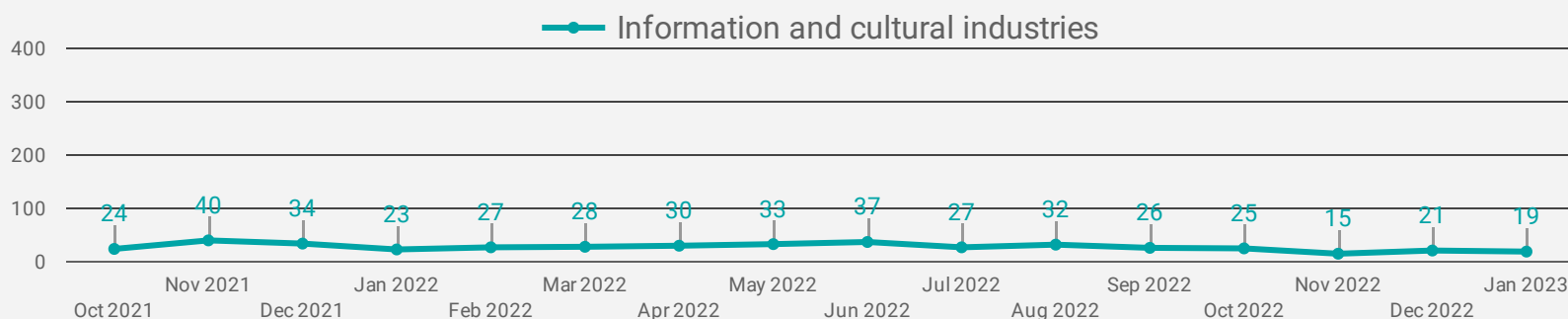
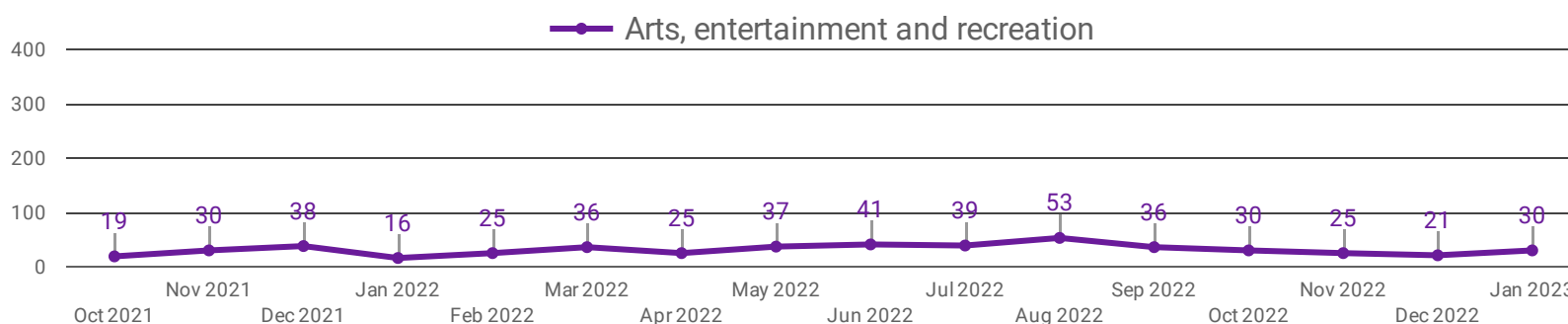
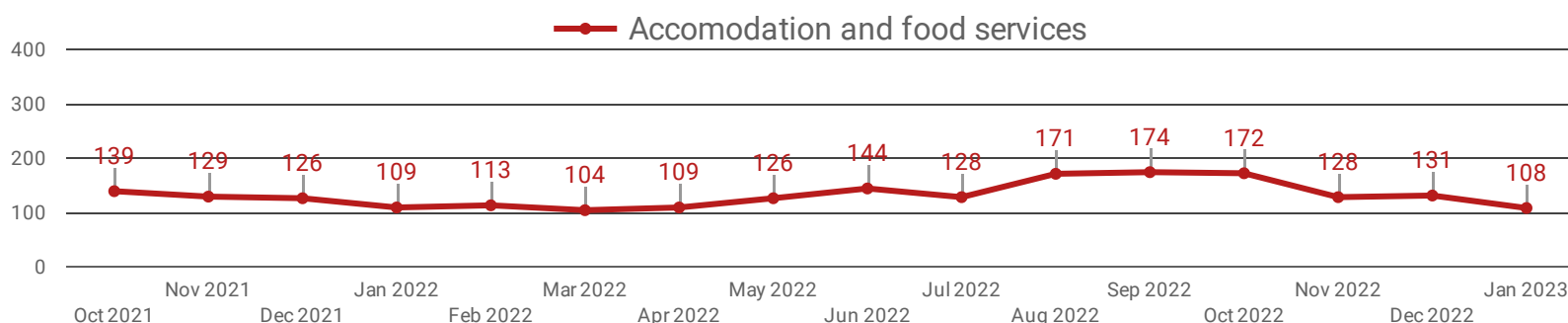
How many job postings were active for at least 1 day this month by sector?



NOTE: This graph cannot be filtered using the controls on the cover page

## DEMAND BY IMPACTED SECTOR FOR CHATHAM-KENT

How many job postings were active for at least 1 day this month by sector?



NOTE: This graph cannot be filtered using the controls on the cover page

## JOB POSTINGS BY COMMUNITY

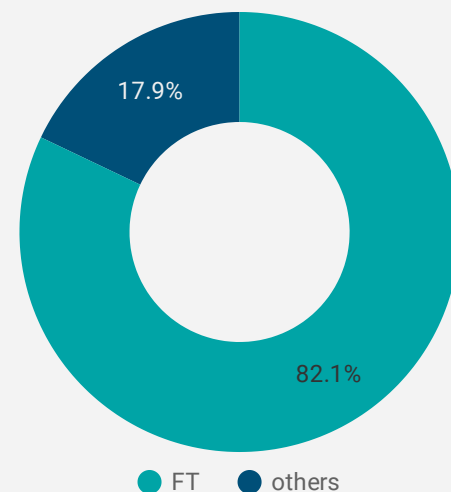
How many job postings were active for at least 1 day this month?

	COMMUNITY	POSTING COUNT	AVG POSTING LENGTH IN DAYS	MEDIAN POSTING LENGTH IN DAYS
1.	Chatham-Kent	750	23.8	21
2.	Chatham	286	34.7	21
3.	Wallaceburg	109	68.4	21
4.	Blenheim	99	21.0	21
5.	Tilbury	88	27.4	21
6.	Ridgetown	30	25.5	21
7.	Wheatley	28	20.1	21
8.	Dresden	27	14.6	17
9.	Thamesville	14	30.5	21
10.	Bothwell	7	16.3	18
11.	Morpeth	6	21.0	21
12.	Dover Centre	6	22.7	20
13.	Pain Court	5	21.0	21
14.	Tupperville	3	21.0	21
15.	Kent Bridge	2	15.0	15
16.	Charing Cross	1		
17.	Merlin	1		

1 - 17 / 17

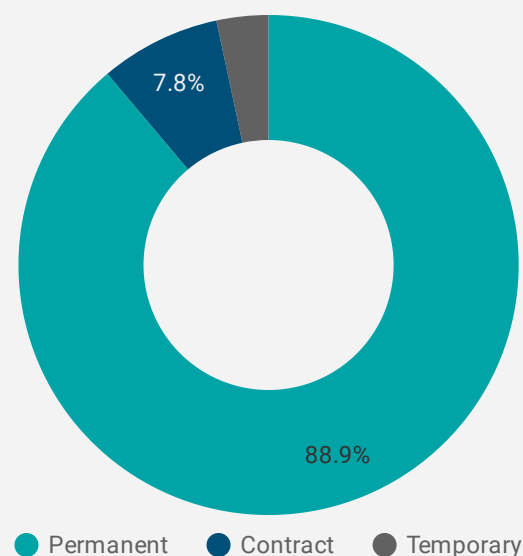
## JOB TYPE

Full-time vs Part-time



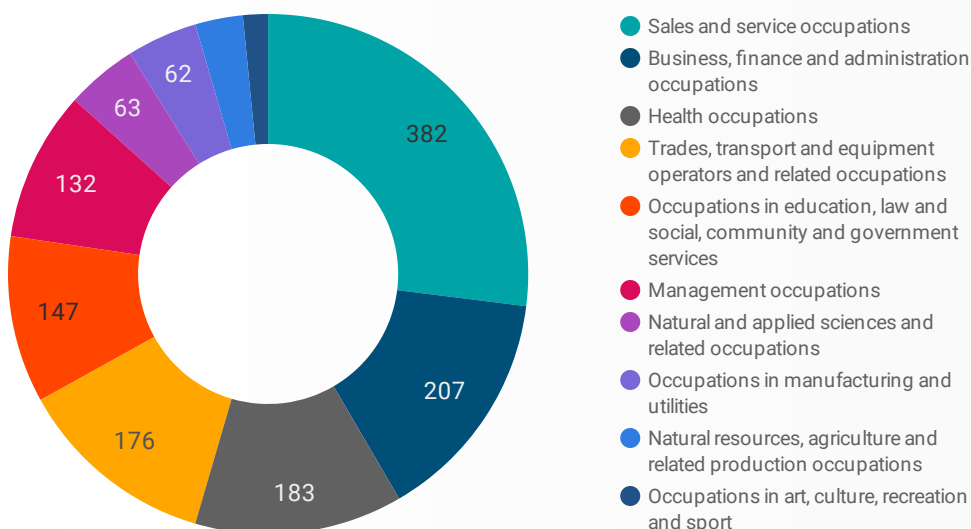
## JOB DURATION

Permanency of jobs posted



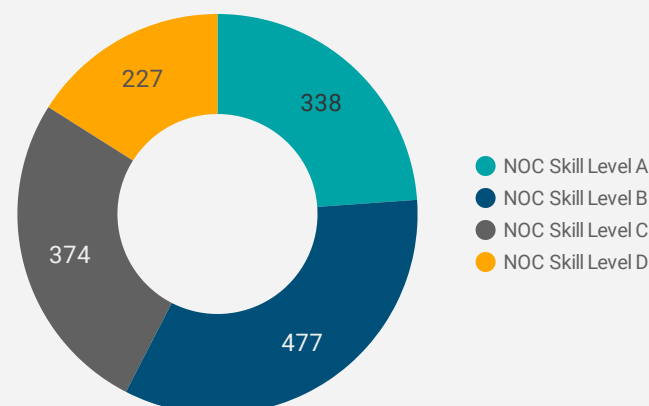
## JOB POSTINGS BY JOB CATEGORY

What broad occupational category is being recruited?



## JOB POSTINGS BY SKILL LEVEL

What education do occupations typically require?



Skill Level A = Usually University education | Skill Level B = Usually College education or Apprenticeship training | Skill Level C = Usually Secondary education or occupation-specific training | Skill Level D = Usually on-the-job training

## TOP HIRING EMPLOYERS & AGENCIES

Who is hiring?










	COMPANY	COMMUNITY	POSTINGS COUNT ▾	AVG POSTING LENGTH IN DAYS	MEDIAN POSTING LENGTH IN DAYS
1.	Chatham Kent Health Alliance	Chatham-Kent	71	67.7	21
2.	The Municipality of Chatham-Kent	Chatham-Kent	42	37.4	21
3.	Canadian Executive Search Group Inc.	Chatham-Kent	38	18.8	21
4.	Revera	Blenheim	24	25.9	21
5.	Victorian Order of Nurses / VON	Chatham	23	31.6	29
6.	Enbridge Inc.	Chatham	22	20.8	21
7.	Pilot Company	Tilbury	17	18.7	21
8.	Revera	Chatham-Kent	15	21.9	21
9.	Martinrea International Inc.	Chatham-Kent	15	21.0	21
10.	Shoppers Drug Mart	Chatham	10	15.9	14
11.	Tim Hortons	Chatham-Kent	10	18.5	21
12.	Lambton Kent District School Board	Chatham-Kent	10	21.0	21
13.	Vitesco Technologies	Chatham-Kent	9	20.8	21
14.	AarKel Tool and Die	Wallaceburg	9	406.7	471
15.	Enbridge Inc.	Chatham-Kent	9	19.7	21
16.	BDO	Chatham	9	67.0	83
17.	McDonald's	Tilbury	8	21.0	21
18.	Loblaws	Chatham-Kent	7	20.9	21
19.	Ian Martin	Chatham-Kent	7	24.0	24
20.	Linck Child, Youth and Family Supports	Chatham-Kent	7	9.0	9
21.	Cavendish Farms	Wheatley	7	null	null
22.	Meadow Park Chatham	Chatham-Kent	7	20.3	20
23.	Renaissance Personnel	Chatham	7	39.5	38
24.	Home Depot Canada	Chatham	7	9.5	10
25.	Revera	Ridgetown	7	31.5	21
26.	Canadian Cancer Society	Chatham-Kent	7	null	null
27.	Greenfield Global Inc.	Chatham-Kent	7	21.0	21
28.	Woodbridge Foam Corporation	Blenheim	7	16.8	21
29.	Protrans Personnel Services Inc	Wheatley	6	22.5	21
30.	Manpower	Chatham-Kent	6	19.0	21
31.	McDonald's	Chatham-Kent	6	21.0	21

## TOP HOURLY WAGES IN JOB POSTINGS

What are employers willing to pay to find the perfect candidate?



# of Minimum Wage Jobs

54

	JOB TITLE	COMPANY	LOCATION	HOURLY WAGE ▾
1.	Social Worker/ Psychotherapist: Independent Contractor	Myranda Ashley Counselling	Chatham-Kent	70 
2.	Rn - Registered Nurse	Bridgingway Healthcare Solutions	Wallaceburg	65 
3.	General Manager - Financial, Communications And Other Business Services	2604395 Ontario Inc	Tilbury	63 
4.	Registered Nurse (rn)	Cedrus Care Services Inc.	Ridgetown	62 
5.	Registered Nurse Permanent Ft, Health Care Benefits Available	Plan A Sarnia Chatham	Chatham-Kent	57 
6.	Pharmacist	RPI Consulting Group	Chatham-Kent	56 
7.	Pharmacist/pharmacy Manager	Richmond Pharmacy	Chatham-Kent	55 
8.	Financial Manager	Canada Albion Co., Ltd.	Wallaceburg	53 
9.	Registered Dental Hygienist	Wallaceburg Family Dental-Dr. Shince Mathew	Chatham-Kent	50 
10.	Personnel Training And Development Manager	Canada Albion Co., Ltd.	Wallaceburg	48 
11.	Department Head, Secondary School	Canada Albion Co., Ltd.	Wallaceburg	47 
				1 - 100 / 277 < >

## TOP SALARIES IN JOB POSTINGS

What are employers willing to pay to find the perfect candidate?

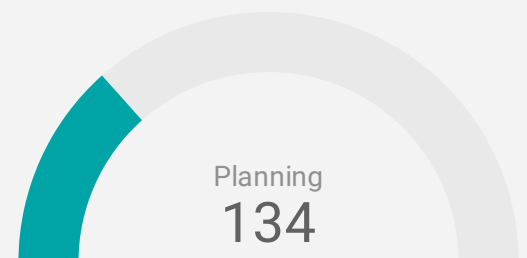
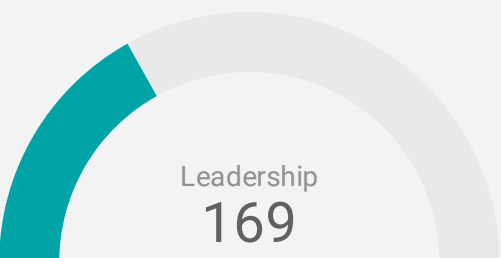
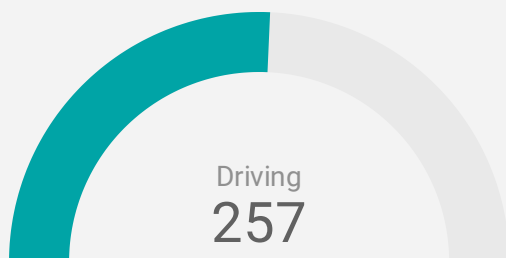
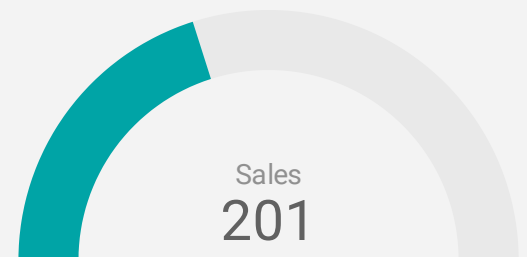
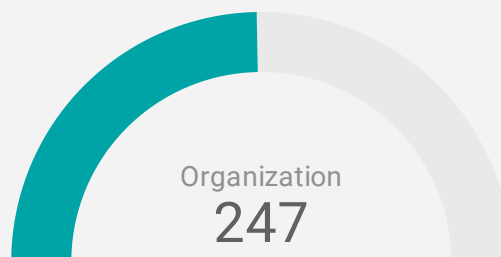
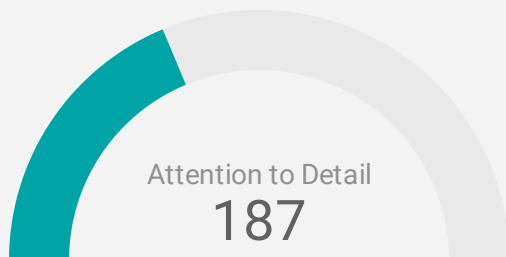
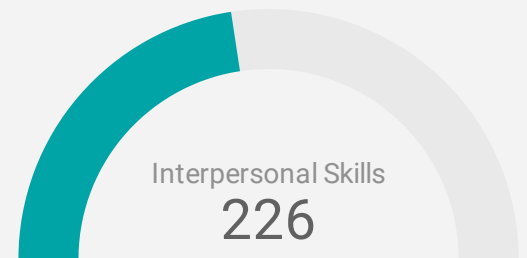
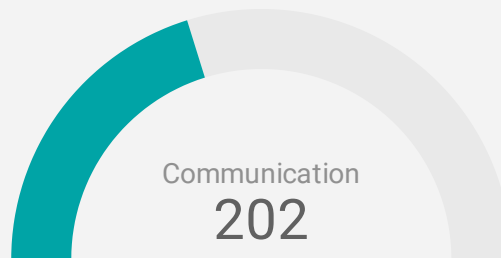
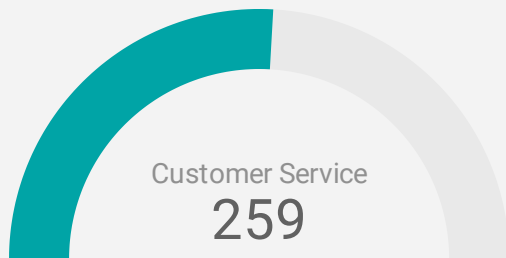
	JOB TITLE	COMPANY	LOCATION	ANNUAL SALARY ▾
1.	Manager, Engineering	The Municipality of Chatham-Kent	Chatham-Kent	130,195 
2.	Chief Operating Officer (coo)	Howard Mutual Insurance Company	Ridgetown	111,000 
3.	Az Truck Driver- Us Cross Border (weekly Reset At Home)	Warren Gibson Ltd	Chatham-Kent	102,770 
4.	Construction Estimator	Gillier Drainage	Chatham-Kent	100,000 
5.	Az Us Flatbed Drivers With 90% Roll-tite Trailers	Warren Gibson Ltd	Chatham-Kent	100,000 
6.	Automotive Trailer And Powersports Salesperson	Tilbury Auto Sales RV & Yamaha	Tilbury	100,000 
7.	Shift Supervisor- Building Services	St. Clair Catholic District School Board	Chatham-Kent	95,533 
8.	Senior Accountant	Waste Connections of Canada	Chatham-Kent	94,085 
9.	Az Truck Driver - Home Daily - Permanent Full-time	DRAKKAR	Chatham-Kent	92,000 
				1 - 100 / 336 < >

## TOP IN-DEMAND SKILLS

How many times were these skills found in job postings?

ACTIVE JOB POSTINGS THIS MONTH

1,462



## KEY JOB REQUIREMENTS

How often are these requirements desired in job postings?

ACTIVE JOB POSTINGS THIS MONTH

1,462



Driver's License

36



First Aid

106



Regular Access to a Vehi

94



Criminal Record Check

79



Microsoft Office

96



Food Safety

32



## TOP OCCUPATIONS BY SKILL, FREQUENCY & DURATION

What jobs are in-demand and/or hard to fill?

	4 DIGIT NOC	4 DIGIT NOC NAME	SKILL LEVEL	POSTING COUNT	AVG POSTING LENGTH IN DAYS	MEDIAN POSTING LENGTH IN DAYS
1.	6711	Food counter attendants, kitchen helpers and related support occupations	NOC Skill Level D	68	25.9	21
2.	4412	Home support workers, housekeepers and related occupations	NOC Skill Level C	60	21.2	21
3.	6421	Retail salespersons	NOC Skill Level C	59	17.1	21
4.	3012	Registered nurses and registered psychiatric nurses	NOC Skill Level A	43	38.2	21
5.	3233	Licensed practical nurses	NOC Skill Level B	43	32.9	21
6.	6552	Other customer and information services representatives	NOC Skill Level C	37	20.2	20
7.	4212	Social and community service workers	NOC Skill Level B	34	39.7	21
8.	9619	Other labourers in processing, manufacturing and utilities	NOC Skill Level D	32	18.7	21
9.	7511	Transport truck drivers	NOC Skill Level C	26	27.9	21
10.	8431	General farm workers	NOC Skill Level C	24	19.0	15
11.	6311	Food service supervisors	NOC Skill Level B	23	20.1	21
12.	6322	Cooks	NOC Skill Level B	22	29.0	21
13.	1241	Administrative assistants	NOC Skill Level B	21	29.5	21
14.	6611	Cashiers	NOC Skill Level D	19	16.9	17
15.	0125	Other business services managers	NOC Skill Level A	17	19.5	21
16.	1111	Financial auditors and accountants	NOC Skill Level A	16	33.1	21
17.	6733	Janitors, caretakers and building superintendents	NOC Skill Level D	16	19.6	21
18.	1114	Other financial officers	NOC Skill Level A	16	19.2	21
19.	7241	Electricians (except industrial and power system)	NOC Skill Level B	15	19.1	21
20.	6731	Light duty cleaners	NOC Skill Level D	15	21.0	21
21.	0621	Retail and wholesale trade managers	NOC Skill Level A	14	11.1	14
22.	1431	Accounting and related clerks	NOC Skill Level C	14	20.7	21
23.	7311	Construction millwrights and industrial mechanics	NOC Skill Level B	14	20.5	21
24.	6623	Other sales related occupations	NOC Skill Level D	14	16.8	21
25.	5254	Program leaders and instructors in recreation, sport and fitness	NOC Skill Level B	14	31.5	21
26.	6622	Store shelf stockers, clerks and order fillers	NOC Skill Level D	14	20.0	21
27.	0311	Managers in health care	NOC Skill Level A	14	22.6	21
28.	2123	Agricultural representatives, consultants and specialists	NOC Skill Level A	13	19.1	21
29.	1521	Shippers and receivers	NOC Skill Level C	12	20.8	21
30.	1414	Receptionists	NOC Skill Level C	12	35.0	21

## JOB POSTINGS BY 3-DIGIT NATIONAL OCCUPATION CLASSIFICATION

What jobs are hard to fill and/or in-demand?

	3 DIGIT NOC	3 DIGIT NOC NAME	SKILL LEVEL	POSTING COUNT	AVG POSTING LENGTH IN DAYS	MEDIAN POSTING LENGTH IN DAYS
1.	671	Food counter attendants, kitchen helpers and related support occupations	NOC Skill Level D	68	25.9	21
2.	441	Home care providers and educational support occupations	NOC Skill Level C	61	21.2	21
3.	642	Retail salespersons	NOC Skill Level C	59	17.1	21
4.	421	Paraprofessional occupations in legal, social, community and education services	NOC Skill Level B	46	48.0	21
5.	301	Professional occupations in nursing	NOC Skill Level A	45	38.2	21
6.	323	Other technical occupations in health care	NOC Skill Level B	45	32.4	21
7.	961	Labourers in processing, manufacturing and utilities	NOC Skill Level D	44	25.9	21
8.	751	Motor vehicle and transit drivers	NOC Skill Level C	41	24.1	21
9.	655	Customer and information services representatives	NOC Skill Level C	39	20.3	21
10.	111	Auditors, accountants and investment professionals	NOC Skill Level A	39	24.0	21
11.	673	Cleaners	NOC Skill Level D	37	20.2	21
12.	012	Senior managers - construction, transportation, production and utilities	NOC Skill Level A	31	19.1	21
13.	662	Other sales support and related occupations	NOC Skill Level D	30	18.3	21
14.	122	Administrative and regulatory occupations	NOC Skill Level B	30	45.7	21
15.	321	Medical technologists and technicians (except dental health)	NOC Skill Level B	28	67.5	21
16.	632	Chefs and cooks	NOC Skill Level B	27	31.8	21
17.	124	Office administrative assistants - general, legal and medical	NOC Skill Level B	27	27.2	21
18.	731	Machinery and transportation equipment mechanics (except motor vehicles)	NOC Skill Level B	25	27.6	21
19.	843	Agriculture and horticulture workers	NOC Skill Level C	25	19.5	15
20.	341	Assisting occupations in support of health services	NOC Skill Level C	24	24.1	21
21.	724	Electrical trades and electrical power line and telecommunications workers	NOC Skill Level B	24	22.5	21
22.	631	Service supervisors	NOC Skill Level B	24	20.1	21
23.	141	General office workers	NOC Skill Level C	23	24.4	21
24.	143	Financial, insurance and related administrative support workers	NOC Skill Level C	21	20.8	21
25.	152	Supply chain logistics, tracking and scheduling co-ordination occupations	NOC Skill Level C	19	19.5	21
26.	661	Cashiers	NOC Skill Level D	19	16.9	17
27.	723	Machining, metal forming, shaping and erecting trades	NOC Skill Level B	18	140.8	21
28.	071	Managers in customer and personal services, n.e.c.	NOC Skill Level A	17	20.7	21

## JOB POSTINGS BY 2-DIGIT NATIONAL OCCUPATION CLASSIFICATION

What jobs are hard to fill and/or in-demand?

	2 DIGIT NOC	2 DIGIT NOC NAME	SKILL LEVEL	POSTING COUNT ▾	AVG POSTING LENGTH IN DAYS	MEDIAN POSTING LENGTH IN DAYS
1.	67	Service support and other service occupations, n.e.c.	NOC Skill Level D	109	23.6	21
2.	32	Technical occupations in health	NOC Skill Level B	79	44.1	21
3.	12	Administrative and financial supervisors and administrative occupations	NOC Skill Level B	74	32.8	21
4.	63	Service supervisors and specialized service occupations	NOC Skill Level B	68	24.5	21
5.	65	Service representatives and other customer and personal services occupations	NOC Skill Level C	63	19.2	21
6.	44	Care providers and educational, legal and public protection support occupations	NOC Skill Level C	62	21.2	21
7.	64	Sales representatives and salespersons - wholesale and retail trade	NOC Skill Level C	59	17.1	21
8.	72	Industrial, electrical and construction trades	NOC Skill Level B	55	65.1	21
9.	11	Professional occupations in business and finance	NOC Skill Level A	55	22.5	21
10.	75	Transport and heavy equipment operation and related maintenance occupations	NOC Skill Level C	50	23.6	21
11.	66	Sales support occupations	NOC Skill Level D	49	17.8	21
12.	42	Paraprofessional occupations in legal, social, community and education services	NOC Skill Level B	46	48.0	21
13.	01	Senior managers - construction, transportation, production and utilities	NOC Skill Level A	46	35.0	21
14.	73	Maintenance and equipment operation trades	NOC Skill Level B	45	26.0	21
15.	14	Office support occupations	NOC Skill Level C	45	22.2	21
16.	30	Professional occupations in nursing	NOC Skill Level A	45	38.2	21
17.	96	Labourers in processing, manufacturing and utilities	NOC Skill Level D	44	25.9	21
18.	21	Professional occupations in natural and applied sciences	NOC Skill Level A	36	19.0	21
19.	31	Professional occupations in health (except nursing)	NOC Skill Level A	35	21.9	21
20.	62	Retail sales supervisors and specialized sales occupations	NOC Skill Level B	34	19.1	21
21.	41	Professional occupations in law and social, community and government services	NOC Skill Level A	30	27.3	21
22.	22	Technical occupations related to natural and applied sciences	NOC Skill Level B	27	71.3	21
23.	06	Middle management occupations in retail and wholesale trade and customer services	NOC Skill Level A	26	13.3	14
24.	15	Distribution, tracking and scheduling co-ordination occupations	NOC Skill Level C	25	19.9	21
25.	84	Workers in natural resources, agriculture and related production	NOC Skill Level C	25	19.5	15
26.	34	Assisting occupations in support of health services	NOC Skill Level C	24	24.1	21
27.	52	Technical occupations in art, culture, recreation and sport	NOC Skill Level B	22	28.9	21

## MULTILINGUAL JOB POSTINGS BY THE NUMBERS

ACTIVE POSTINGS  
**146**

NEW POSTINGS  
**0**

COMPANIES  
**71**

LANGUAGES  
**4**

## # OF DAYS POSTED

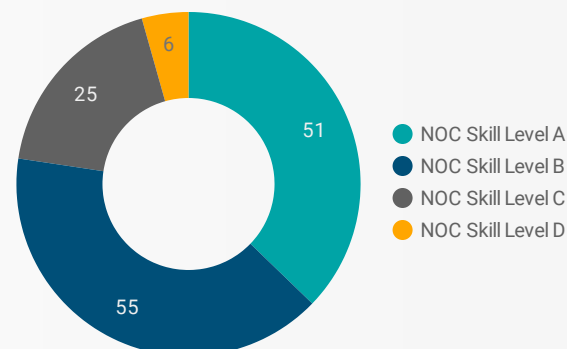
AVERAGE  
**12.3**

MEDIAN  
**9**

## MULTILINGUAL JOB POSTINGS BY SKILL LEVEL

What language skills are employers looking for by occupational skill level?

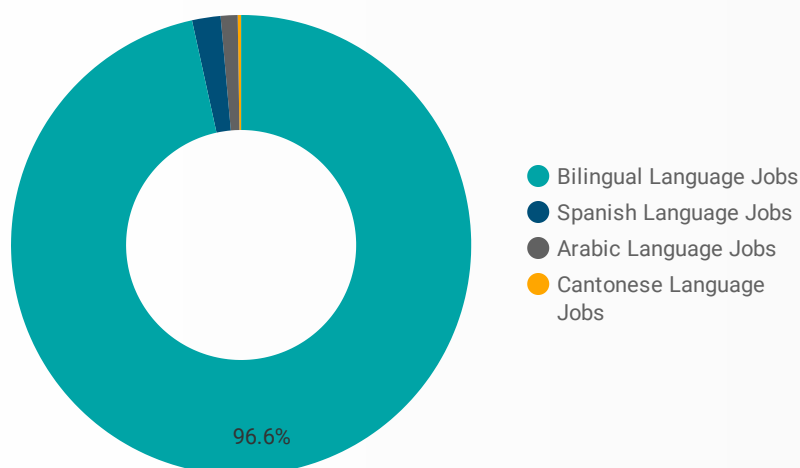
- 51** Skill Level A - Management/ Professional Occupations usually requiring University
- 55** Skill Level B - Usually college education or apprenticeship training
- 25** Skill Level C - Usually secondary education or occupation-specific training
- 6** Skill Level D - Usually on-the-job training



JOB LANGUA...	NOC Skill Level A	NOC Skill Level B	NOC Skill Level C	NOC Skill Level D
French Langu...	...	...	...	5
Bilingual Lan...	3	4	3	1
Spanish Lang...	1	1	2	
Cantonese La...			1	
Arabic Langu...		1		

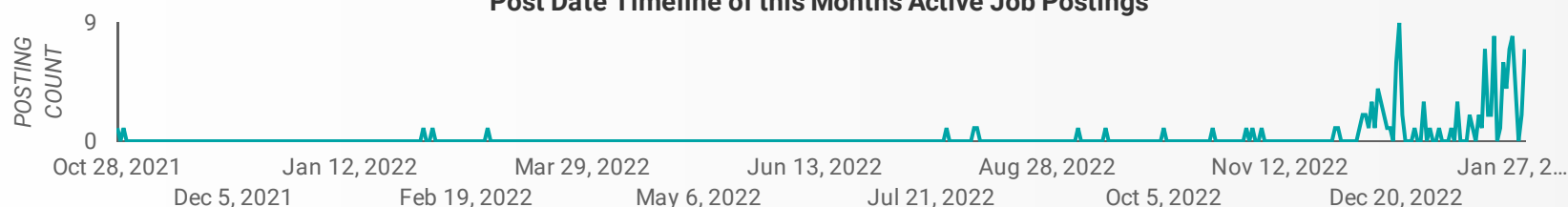
## LANGUAGE SKILLS BREAKDOWN

Which kinds of language skills do employers seek?



LANGUAGES	POSTING COUNT
1. Bilingual Language Jobs	140
2. Spanish Language Jobs	4
3. Arabic Language Jobs	1
4. Cantonese Language Jobs	1

## Post Date Timeline of this Month's Active Job Postings



*What language skills are sought by 1-Digit NOC?*

*What language skills are sought by 4-Digit NOC?*

	Municipality	Job Languages ▾	Avg Posting Length in Days	Median Posting Length in Days
1.	Chatham-Kent	90	40.1	21
2.	Chatham	30	31.9	25
3.	Wallaceburg	9	21.0	21
4.	Blenheim	9	9.6	2
5.	Ridgetown	3	21.0	21
6.	Thamesville	2		
7.	Dresden	1		
8.	Tilbury	1	21.0	21
9.	Morpeth	1		

## LANGUAGE DEMAND BY JOB

What language skills are sought by 4-Digit NOC?

4 DIGIT NOC NAME		POSTINGS ▾
1.	Registered nurses and registered psychiatri...	26
2.	Licensed practical nurses	14
3.	Social and community service workers	5
4.	Managers in health care	4
5.	Retail salespersons	4
6.	Facility operation and maintenance manage...	3
7.	Professional occupations in advertising, ma...	3
8.	General farm workers	3
9.	Food counter attendants, kitchen helpers an...	3
10.	Other customer and information services re...	3
11.	Respiratory therapists, clinical perfusionist...	3
12.	Nurse aides, orderlies and patient service a...	2
13.	Medical laboratory technicians and patholo...	2
14.	Early childhood educators and assistants	2
15.	Delivery and courier service drivers	2
16.	Supervisors, supply chain, tracking and sche...	2
17.	Other sales related occupations	2
18.	Medical laboratory technologists	2
19.	Home support workers, housekeepers and r...	2
20.	Secondary school teachers	2
21.	User support technicians	2
22.	Receptionists	2
23.	Other metal products machine operators	1
24.	Store shelf stockers, clerks and order fillers	1
25.	Technical sales specialists - wholesale trade	1
26.	Information systems analysts and consulta...	1
27.	Other medical technologists and technician...	1
28.	Motorcycle, all-terrain vehicle and other rela...	1
29.	Painters and decorators (except interior dec...	1
30.	Other financial officers	1
31.	Property administrators	1
32.	Senior government managers and officials	1
		1 - 66 / 66 < >

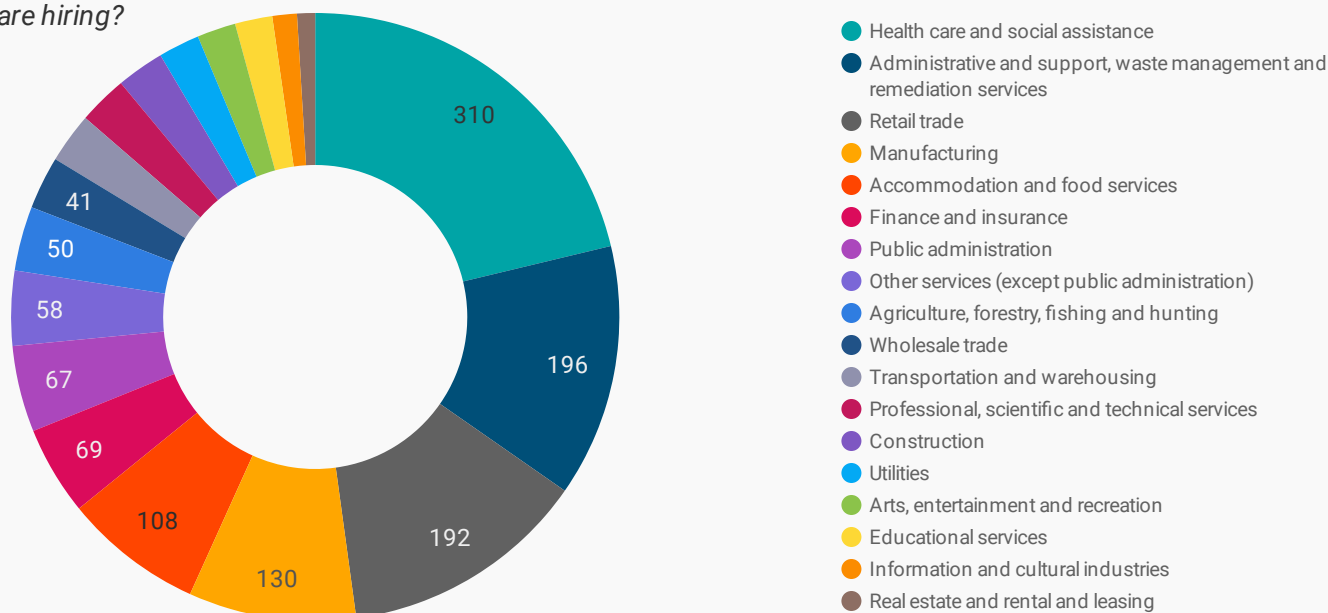
## MULTILINGUAL HIRING EMPLOYERS

Which employers are seeking multilingual candidates?

COMPANY		POSTINGS ▾
1.	Chatham Kent Health Alliance	32
2.	Victorian Order of Nurses / VON	17
3.	Linck Child, Youth and Family Supports	8
4.	Home and Community Care Support Services South West	4
5.	Various Ministries	3
6.	Lambton Kent District School Board	3
7.	Top Gun Staffing Inc	2
8.	Whyte's Foods Inc	2
9.	Retro Suites Hotel	2
10.	Victoria Order Of Nurses	2
11.	Home and Community Care Support Services	2
12.	Canadian Executive Search Group Inc.	2
13.	Bell Canada	2
14.	Bradnam & Associates	2
15.	Vitesco Technologies	2
16.	Adult Language and Learning	2
17.	Renaissance Personnel	2
18.	Exordia Creative	2
19.	Handy Bros. Home Comfort	2
20.	Bayshore HealthCare	1
21.	Dr. Morand and Dr. Burke Family Dentistry	1
22.	CROSSMARK	1
23.	Cedrus Care Services Inc.	1
24.	Molly Maid Chatham	1
25.	Bell Technical Solutions	1
26.	Oaks Retirement Village	1
27.	Cogeco	1
28.	Columbus Estates of Chatham Inc.	1
29.	Kognitive Inc	1
30.	Adams Industrial Forklifts	1
31.	AarKel Tool and Die	1
		1 - 50 / 72 < >

## TOP HIRING SECTORS BY 2-DIGIT NAICS CODE

What sectors are hiring?



	2-DIGIT NAICS LABEL	NAICS CODE	POSTING COUNT	AVG POSTING LENGTH IN DAYS	MEDIAN POSTING LENGTH IN DAYS
1.	Health care and social assistance	62	310	32.1	21
2.	Administrative and support, waste management and remediation services	56	196	22.3	21
3.	Retail trade	44-45	192	18.9	21
4.	Manufacturing	31-33	130	63.2	21
5.	Accommodation and food services	72	108	24.5	21
6.	Finance and insurance	52	69	20.7	21
7.	Public administration	91	67	38.3	21
8.	Other services (except public administration)	81	58	31.2	21
9.	Agriculture, forestry, fishing and hunting	11	50	25.7	21
10.	Wholesale trade	41	41	32.0	21
11.	Transportation and warehousing	48-49	39	19.1	21
12.	Professional, scientific and technical services	54	38	30.8	21
13.	Construction	23	37	28.3	21
14.	Utilities	22	32	20.5	21
15.	Arts, entertainment and recreation	71	30	19.1	19.5
16.	Educational services	61	29	15.3	21
17.	Information and cultural industries	51	19	19.1	21
18.	Real estate and rental and leasing	53	14	20.4	21

NOTE: NAICS code 56 includes Employment Agencies. Manufacturing includes codes 31-33, Retail Trade includes codes 44-45 and Transportation and Warehousing includes codes 48-49.

## TOP HIRING SECTORS BY 3-DIGIT NAICS CODE

What sectors are hiring?

	3-DIGIT NAICS LABEL	NAICS CODE	POSTING COUNT ▾	AVG POSTING LENGTH IN DAYS	MEDIAN POSTING LENGTH IN DAYS
1.	Administrative and support services	561	190	22.3	21
2.	Ambulatory health care services	621	115	22.5	21
3.	Food services and drinking places	722	94	21.6	21
4.	Nursing and residential care facilities	623	93	29.2	21
5.	Hospitals	622	73	65.9	21
6.	Transportation equipment manufacturing	336	51	24.0	21
7.	Local, municipal and regional public administration	913	43	37.4	21
8.	Food and beverage stores	445	39	20.7	21
9.	Professional, scientific and technical services	541	38	30.8	21
10.	Crop production	111	38	22.2	21
11.	Credit intermediation and related activities	522	37	16.4	21
12.	Utilities	221	32	20.5	21
13.	Religious, grant-making, civic, and professional and similar organizations	813	31	42.3	21
14.	Gasoline stations	447	30	19.4	21
15.	Educational services	611	29	15.3	21
16.	Social assistance	624	29	20.6	21
17.	Building material and garden equipment and supplies dealers	444	26	16.6	21
18.	Miscellaneous store retailers	453	25	18.1	21
19.	Amusement, gambling and recreation industries	713	24	18.1	16
20.	Insurance carriers and related activities	524	23	22.8	21
21.	Health and personal care stores	446	22	17.1	14
22.	Food manufacturing	311	21	40.6	21
23.	Personal and laundry services	812	17	19.6	21
24.	Motor vehicle and parts dealers	441	16	28.3	21
25.	Miscellaneous manufacturing	339	16	19.1	21
26.	Accommodation services	721	14	43.0	21
27.	Provincial and territorial public administration	912	14	20.0	21
28.	Truck transportation	484	14	21.8	21
29.	Construction of buildings	236	14	18.0	21
30.	Specialty trade contractors	238	13	28.3	21
31.	Fabricated metal product manufacturing	332	12	290.9	471



## TOP HIRING SECTORS BY 4-DIGIT NAICS CODE

What sectors are hiring?

	4-DIGIT NAICS LABEL	NAICS CODE	POSTING COUNT ▾	AVG POSTING LENGTH IN DAYS	MEDIAN POSTING LENGTH IN DAYS
1.	Employment services	5613	149	20.1	21
2.	Full-service restaurants and limited-service eating places	7225	88	22.4	21
3.	Community care facilities for the elderly	6233	77	24.8	21
4.	General medical and surgical hospitals	6221	73	65.9	21
5.	Home health care services	6216	67	24.9	21
6.	Motor vehicle parts manufacturing	3363	47	20.3	21
7.	Other local, municipal and regional public administration	9139	42	37.4	21
8.	Grocery stores	4451	33	20.7	21
9.	Civic and social organizations	8134	31	42.3	21
10.	Natural gas distribution	2212	31	20.5	21
11.	Gasoline stations	4471	30	19.4	21
12.	Accounting, tax preparation, bookkeeping and payroll services	5412	29	32.9	21
13.	Depository credit intermediation	5221	27	17.2	21
14.	Building material and supplies dealers	4441	22	16.2	18.5
15.	Individual and family services	6241	22	18.1	21
16.	Health and personal care stores	4461	22	17.1	14
17.	Agencies, brokerages and other insurance related activities	5242	22	22.8	21
18.	Other crop farming	1119	21	21.2	20
19.	Elementary and secondary schools	6111	21	15.8	6
20.	Services to buildings and dwellings	5617	18	18.5	21
21.	Other miscellaneous store retailers	4539	17	18.5	21
22.	Gambling industries	7132	16	13.3	14
23.	Other miscellaneous manufacturing	3399	16	19.1	21
24.	Automobile dealers	4411	13	32.8	21
25.	Machine shops, turned product, and screw, nut and bolt manufacturing	3327	12	290.9	471
26.	Offices of dentists	6212	12	20.4	21
27.	Support activities for crop production	1151	11	33.5	21
28.	General freight trucking	4841	11	22.3	21
29.	Greenhouse, nursery and floriculture production	1114	11	20.7	21
30.	Traveller accommodation	7211	10	65.0	21
31.	Out-patient care centres	6214	10	12.8	12.5

## TOP HIRING SECTORS BY 5-DIGIT NAICS CODE

What sectors are hiring?

	5-DIGIT NAICS LABEL	NAICS CODE	POSTING COUNT ▾	AVG POSTING LENGTH IN DAYS	MEDIAN POSTING LENGTH IN DAYS
1.	Employment placement agencies and executive search services	56131	149	20.1	21
2.	Full-service restaurants and limited-service eating places	72251	88	22.4	21
3.	Community care facilities for the elderly	62331	77	24.8	21
4.	General medical and surgical hospitals	62211	73	65.9	21
5.	Home health care services	62161	67	24.9	21
6.	Other local, municipal and regional public administration	91391	42	37.4	21
7.	Natural gas distribution	22121	31	20.5	21
8.	Civic and social organizations	81341	31	42.3	21
9.	Gasoline stations with convenience stores	44711	30	19.4	21
10.	Accounting, tax preparation, bookkeeping and payroll services	54121	29	32.9	21
11.	Supermarkets and other grocery (except convenience) stores	44511	29	22.2	21
12.	Banking	52211	26	17.2	21
13.	Other motor vehicle parts manufacturing	33639	22	21.0	21
14.	All other crop farming	11199	21	21.2	20
15.	Insurance agencies and brokerages	52421	21	22.8	21
16.	Elementary and secondary schools	61111	21	15.8	6
17.	Pharmacies and drug stores	44611	20	16.5	14
18.	Casinos (except casino hotels)	71321	16	13.3	14
19.	All other miscellaneous store retailers	45399	16	18.5	21
20.	All other miscellaneous manufacturing	33999	16	19.1	21
21.	Other building material dealers	44419	14	14.5	14.5
22.	Machine shops	33271	12	290.9	471
23.	New car dealers	44111	12	18.6	21
24.	Offices of dentists	62121	12	20.4	21
25.	Child and youth services	62411	11	17.0	21
26.	Food crops grown under cover	11141	11	20.7	21
27.	Support activities for crop production	11511	11	33.5	21
28.	All other ambulatory health care services	62199	10	16.5	21
29.	Hotels (except casino hotels) and motels	72111	10	65.0	21
30.	Hair care and esthetic services	81211	10	21.0	21
31.	All other information services	51919	10	19.8	21

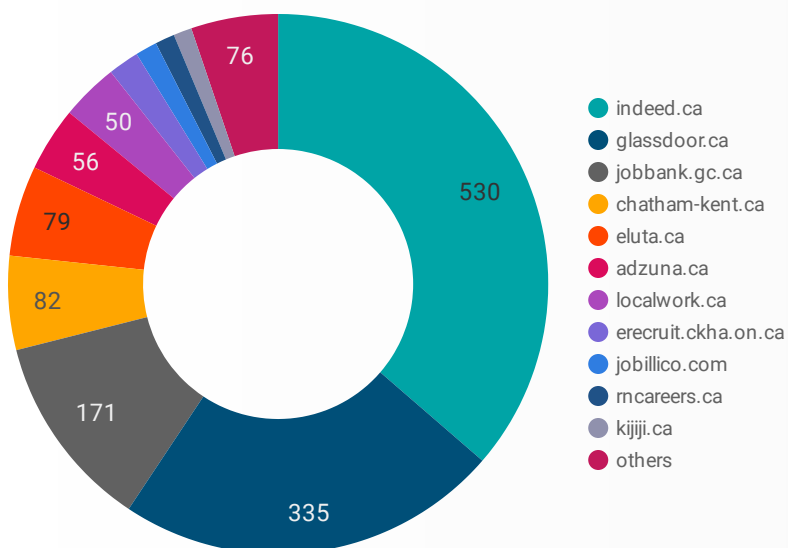
## TOP HIRING SECTORS BY 6-DIGIT NAICS CODE

What sectors are hiring?

	6-DIGIT NAICS LABEL	NAICS CODE	POSTING COUNT ▼	AVG POSTING LENGTH IN DAYS	MEDIAN POSTING LENGTH IN DAYS
1.	Employment placement agencies and executive search services	561310	149	20.1	21
2.	Limited-service eating places	722512	77	21.6	21
3.	Community care facilities for the elderly	623310	77	24.8	21
4.	General (except paediatric) hospitals	622111	73	65.9	21
5.	Home health care services	621610	67	24.9	21
6.	Other local, municipal and regional public administration	913910	42	37.4	21
7.	Natural gas distribution	221210	31	20.5	21
8.	Civic and social organizations	813410	31	42.3	21
9.	Gasoline stations with convenience stores	447110	30	19.4	21
10.	Supermarkets and other grocery (except convenience) stores	445110	29	22.2	21
11.	Personal and commercial banking industry	522111	26	17.2	21
12.	Offices of accountants	541212	24	34.1	21
13.	Other motor vehicle parts manufacturing	336390	22	21.0	21
14.	All other miscellaneous crop farming	111999	21	21.2	20
15.	Insurance agencies and brokerages	524210	21	22.8	21
16.	Elementary and secondary schools	611110	21	15.8	6
17.	Pharmacies and drug stores	446110	20	16.5	14
18.	Casinos (except casino hotels)	713210	16	13.3	14
19.	All other miscellaneous manufacturing	339990	16	19.1	21
20.	Other building material dealers	444190	14	14.5	14.5
21.	Machine shops	332710	12	290.9	471
22.	New car dealers	441110	12	18.6	21
23.	Offices of dentists	621210	12	20.4	21
24.	Child and youth services	624110	11	17.0	21
25.	Full-service restaurants	722511	11	26.4	21
26.	All other miscellaneous store retailers (except beer and wine-making supplies stores)	453999	11	17.1	21
27.	Support activities for crop production	115110	11	33.5	21
28.	Unisex hair salons	812116	10	21.0	21
29.	All other ambulatory health care services	621990	10	16.5	21
30.	All other information services	519190	10	19.8	21

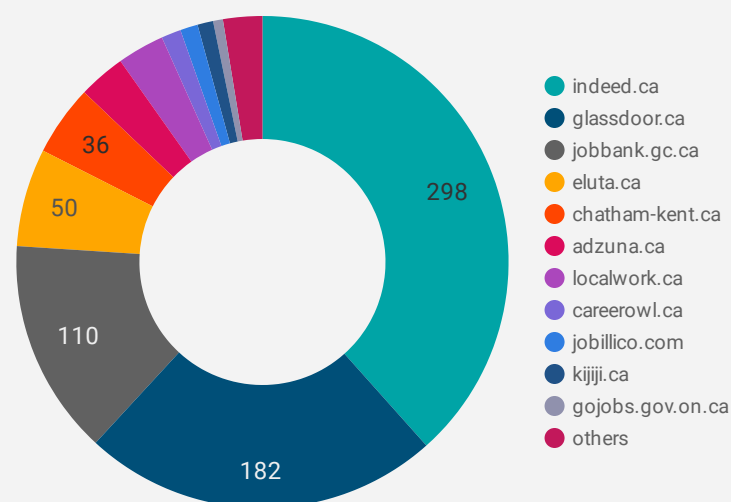
## JOB POSTINGS BY JOB BOARD

What share of unique job postings appear on each job board?



## COMPANIES BY JOB BOARD

What share of unique job postings appear on each job board?



## JOB POSTING DETAILS BY JOB BOARD

How does job posting activity differ by job board?

	JOB BOARD	POSTING COUNT ▾	AVG POSTING LENGTH IN DAYS	MEDIAN POSTING LENGTH IN DAYS	# OF COMPANIES
1.	indeed.ca	530	19.6	21	298
2.	glassdoor.ca	335	21.0	21	182
3.	jobbank.gc.ca	171	38.5	29	110
4.	chatham-kent.ca	82	54.1	37	36
5.	eluta.ca	79	20.0	21	50
6.	adzuna.ca	56	14.0	14	24
7.	localwork.ca	50	10.9	6	24
8.	erecruit.ckha.on.ca	27	163.3	141	1
9.	jobillico.com	19	51.1	51	9
10.	rncareers.ca	17	37.2	28	4
11.	kijiji.ca	16	15.0	15	8
12.	chatham-kent.njoyn.com	14	72.8	88	1
13.	careerowl.ca	13	160.8	151	10
14.	enbridge.wd3.myworkdayjobs.com	10	23.1	22	1
15.	gojobs.gov.on.ca	8	19.5	20	5
16.	aarkel.com	6	471.0	471	1
17.	randstad.ca	5	15.0	15	1
18.	careerarc.com	4	50.0	50	2