



JOB DEMAND REPORT

FEBRUARY 2023

HIGHLIGHTS

JOB POSTINGS BY THE NUMBERS

POSTING COUNT	NEW THIS MONTH	COMPANIES	JOB BOARDS
1,707	927	614	25

OF DAYS POSTED

AVERAGE	MEDIAN
21.5	21

REPORT BUILDER

The default filter selection below will show all job demand data for the month. You can use the filters to create a customized report for the purpose of understanding a subset of the data.

OCCUPATION FILTERS

SKILL TYPE NAME / 1-DIGIT NOC	▼
MAJOR GROUP / 2-DIGIT NOC	▼
MINOR GROUP / 3-DIGIT NOC	▼
UNIT GROUP / 4-DIGIT NOC	▼
SKILL LEVEL	▼
JOB TYPE	▼
JOB DURATION	▼
ADDITIONAL LANGUAGE	▼
SPECIFIC JOB TAGS	▼

INDUSTRY/SECTOR FILTERS

HIRING SECTOR BY 2-DIGIT NAICS CODE	▼
HIRING SECTOR BY 3-DIGIT NAICS CODE	▼
HIRING SECTOR BY 4-DIGIT NAICS CODE	▼
HIRING SECTOR BY 5-DIGIT NAICS CODE	▼
HIRING SECTOR BY 6-DIGIT NAICS CODE	▼

OTHER FILTERS

JOB BOARD	▼
-----------	---

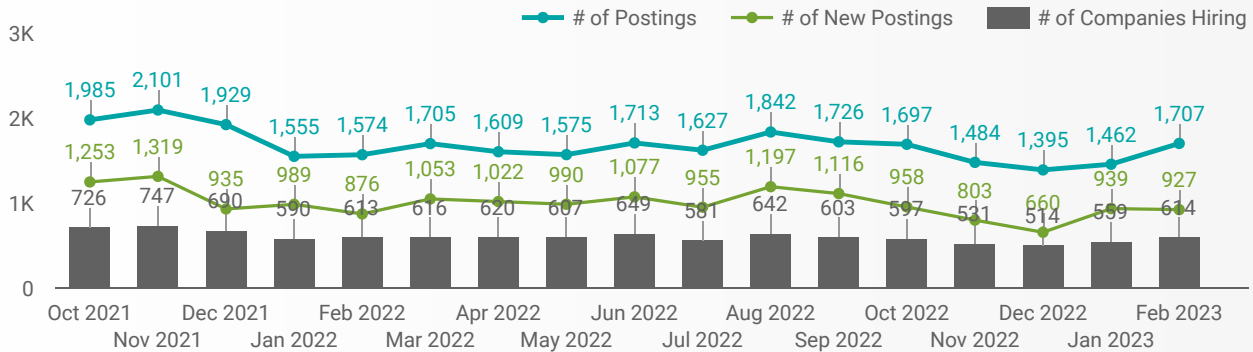
NOC = National Occupation Classification | NAICS = North American Industry Classification System

Source:

Job posting data collected by the chathamkentjobs.com from job boards and employer websites who recruit candidates in the Municipality of Chatham-Kent.

JOB POSTINGS BY MONTH FOR CHATHAM-KENT

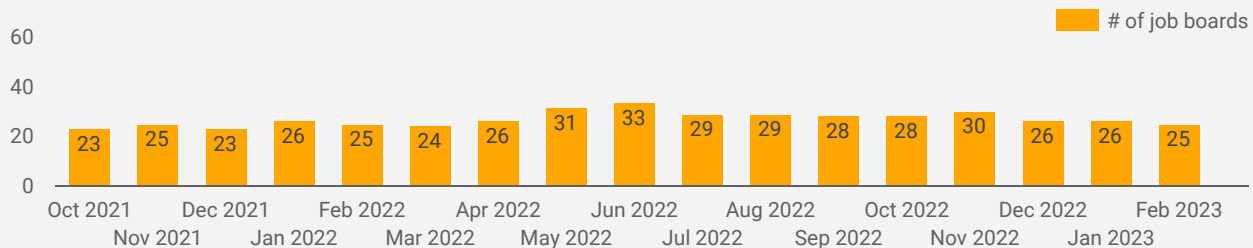
How many job postings were active for at least 1 day this month?



NOTE: This graph cannot be filtered using the controls on the cover page

NUMBER OF ACTIVE JOB BOARDS

How many job postings were active for at least 1 day this month on these job boards?



AVG & MEDIAN POSTING LENGTH BY DAYS

How long are employers having to recruit for to find candidates to fill their job vacancies?



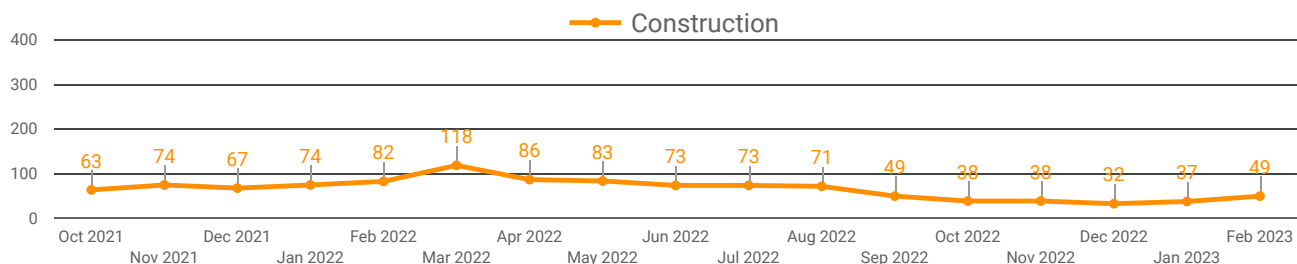
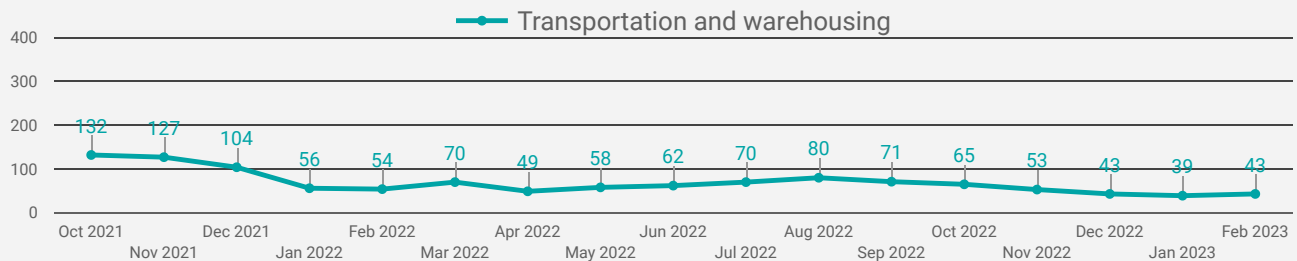
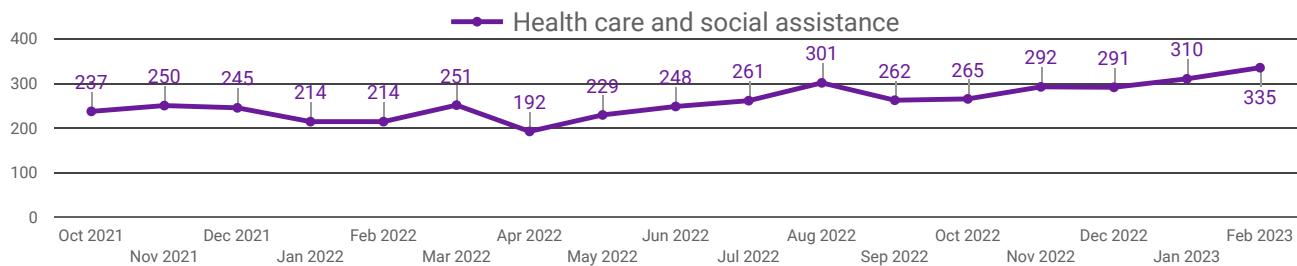
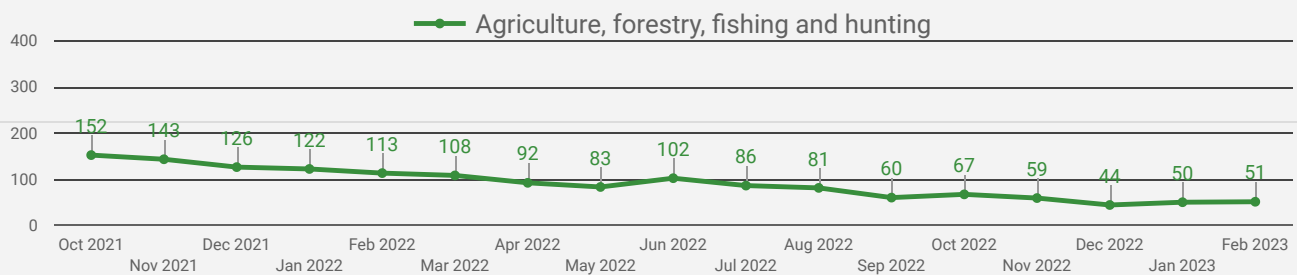
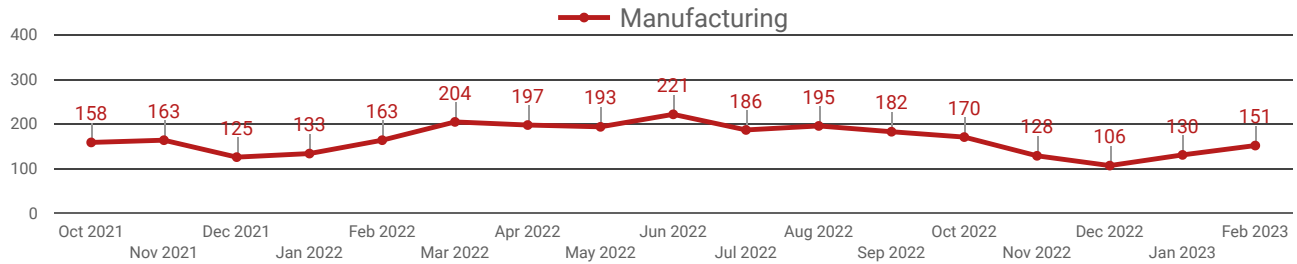
POST DATE TIMELINE FOR THIS MONTH'S ACTIVE JOB POSTINGS

How many job postings were active for at least 1 day this month?



DEMAND BY KEY SECTOR FOR CHATHAM-KENT

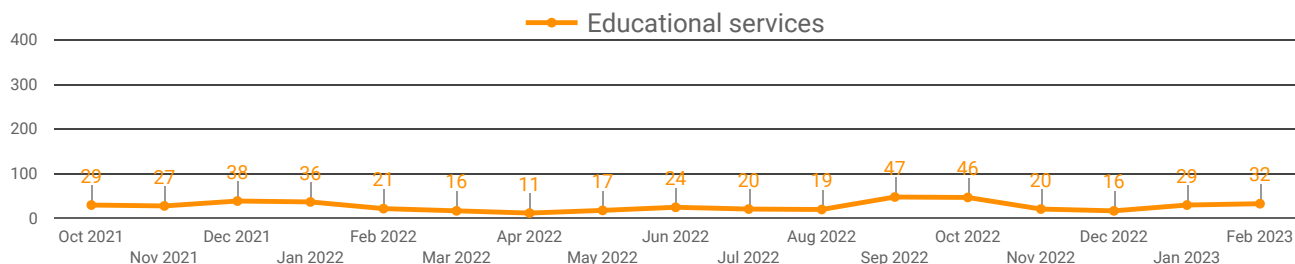
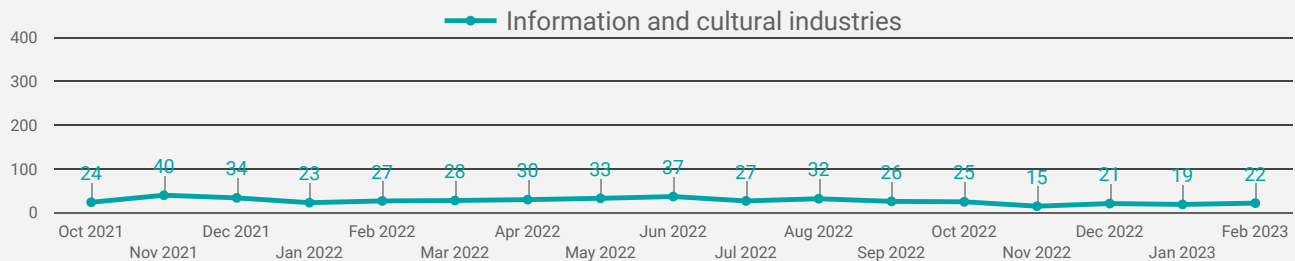
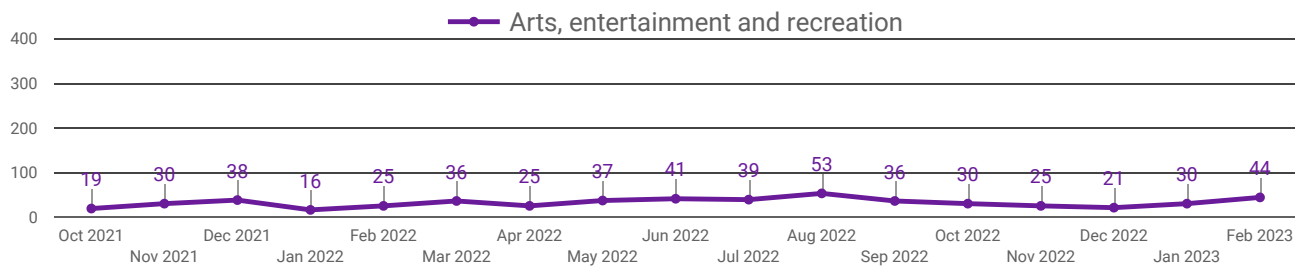
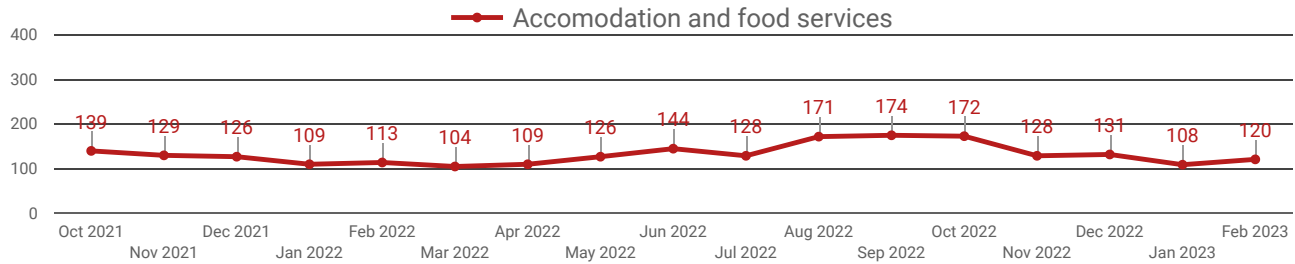
How many job postings were active for at least 1 day this month by sector?



NOTE: This graph cannot be filtered using the controls on the cover page

DEMAND BY IMPACTED SECTOR FOR CHATHAM-KENT

How many job postings were active for at least 1 day this month by sector?



NOTE: This graph cannot be filtered using the controls on the cover page

JOB POSTINGS BY COMMUNITY

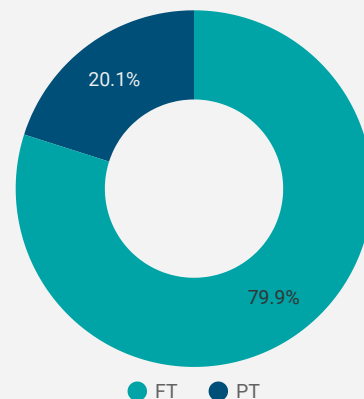
How many job postings were active for at least 1 day this month?

	COMMUNITY	POSTING COUNT	AVG POSTING LENGTH IN DAYS	MEDIAN POSTING LENGTH IN DAYS
1.	Chatham-Kent	827	20.7	21
2.	Chatham	372	21.3	16
3.	Wallaceburg	106	23.1	21
4.	Blenheim	101	24.0	21
5.	Tilbury	99	21.3	21
6.	Ridgetown	64	23.5	21
7.	Dresden	45	21.5	21
8.	Wheatley	32	22.6	21
9.	Bothwell	15	12.7	15
10.	Thamesville	12	33.7	21
11.	Pain Court	11	33.9	21
12.	Dover Centre	5	19.5	21
13.	Morpeth	5	30.0	21
14.	Kent Bridge	3	25.5	26
15.	Stewart	3	14.0	14
16.	Charing Cross	3	17.0	17
17.	Tupperville	3	21.0	21
18.	Merlin	1		

1 - 18 / 18

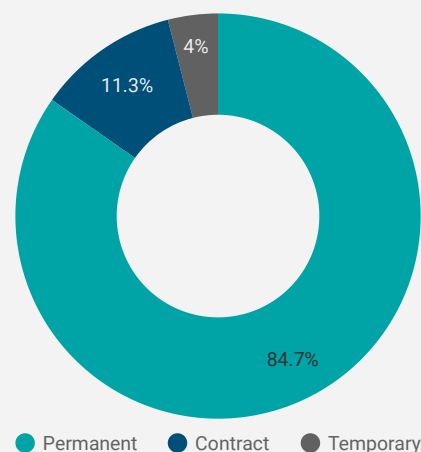
JOB TYPE

Full-time vs Part-time



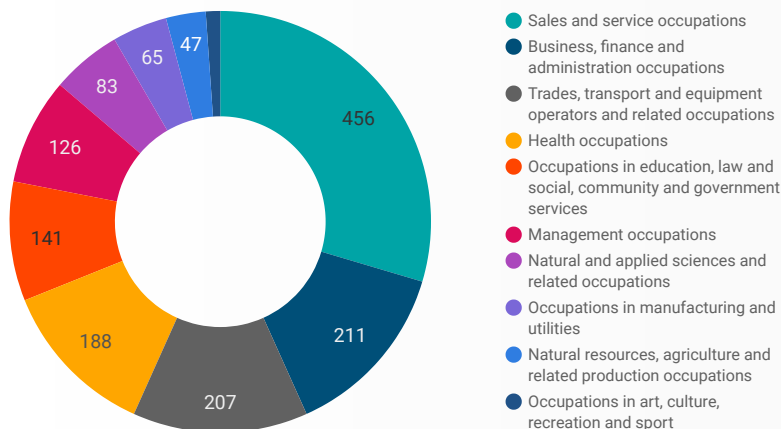
JOB DURATION

Permanency of jobs posted



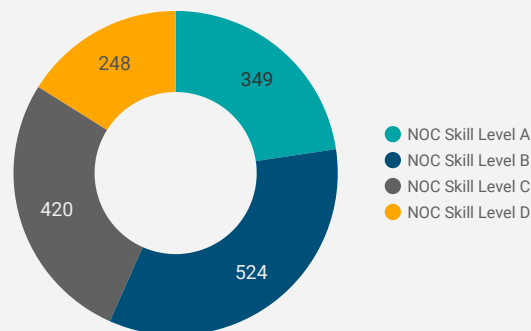
JOB POSTINGS BY JOB CATEGORY

What broad occupational category is being recruited?



JOB POSTINGS BY SKILL LEVEL

What education do occupations typically require?



Skill Level A = Usually University education | Skill Level B = Usually College education or Apprenticeship training | Skill Level C = Usually Secondary education or occupation-specific training | Skill Level D = Usually on-the-job training

TOP HIRING EMPLOYERS & AGENCIES

Who is hiring?









	COMPANY	COMMUNITY	POSTINGS COUNT	AVG POSTING LENGTH IN DAYS	MEDIAN POSTING LENGTH IN DAYS
1.	Chatham Kent Health Alliance	Chatham-Kent	66	29.8	26
2.	Canadian Executive Search Group Inc.	Chatham-Kent	51	20.9	21
3.	The Municipality of Chatham-Kent	Chatham-Kent	42	19.8	21
4.	Enbridge Inc.	Chatham	33	16.6	14
5.	Victorian Order of Nurses / VON	Chatham	25	40.1	21
6.	Revera	Blenheim	23	22.2	21
7.	Pilot Company	Tilbury	19	19.1	21
8.	Home Depot Canada	Chatham	16	12.6	15
9.	Enbridge Inc.	Chatham-Kent	13	18.7	21
10.	Lambton Kent District School Board	Chatham-Kent	12	21.0	21
11.	Staples Canada	Chatham	12	12.8	14
12.	BDO	Chatham	12	15.8	14
13.	McDonald's	Chatham-Kent	11	21.0	21
14.	Staples Canada	Chatham-Kent	11	21.0	21
15.	Revera	Ridgetown	11	19.4	21
16.	Vitesco Technologies	Chatham-Kent	11	21.0	21
17.	Home Depot Canada	Chatham-Kent	11	17.7	21
18.	Canadian Executive Search Group Inc.	Ridgetown	11	10.0	9
19.	Cavendish Farms	Wheatley	10	40.0	30
20.	Tim Hortons	Chatham-Kent	10	21.0	21
21.	Victoria Order Of Nurses	Chatham	10	39.0	16
22.	BELFOR CANADA INC.	Chatham	9	21.0	21
23.	Cedarline Greenhouses/Truly Green Farms	Chatham-Kent	9	21.0	21
24.	Jarlette	Chatham-Kent	9	null	null
25.	Kijiji	Chatham	8	14.8	15
26.	Maxi Et Maxi & Cie	Chatham	8	14.0	14
27.	BELFOR CANADA INC.	Chatham-Kent	8	20.1	20
28.	Cascades Casino	Chatham-Kent	8	19.3	21
29.	Meadow Park Chatham	Chatham-Kent	8	21.0	21
30.	Victorian Order of Nurses / VON	Chatham-Kent	8	14.7	13
31.	Renaissance Personnel	Chatham	8	18.7	19

TOP HOURLY WAGES IN JOB POSTINGS

What are employers willing to pay to find the perfect candidate?

of Minimum Wage Jobs

74

	JOB TITLE	COMPANY	LOCATION	HOURLY WAGE ▾
1.	Private Chef	Chez You Experience Inc.	Chatham-Kent	100 
2.	Maintenance Supervisor \$90,000.00!	Canadian Executive Search Group Inc.	Dresden	85 
3.	Maintenance Supervisor 90k!	Canadian Executive Search Group Inc.	Chatham-Kent	85 
4.	Onsite Audit Technician - Sorel-tracy	Adecco	Chatham	80 
5.	Onsite Audit Technician - Sept-iles	Adecco	Chatham	80 
6.	Continuous Improvement Specialist \$75,000.00!	Canadian Executive Search Group Inc.	Chatham-Kent	70 
7.	Production Supervisor \$75,000.00	Canadian Executive Search Group Inc.	Chatham-Kent	70 
8.	Production Supervisor 75k	Canadian Executive Search Group Inc.	Ridgetown	70 
9.	Immediate Opening For Psychotherapist Or Social Worker (masters)	P.A.C.E. Inc.	Chatham-Kent	60 
10.	Construction Manager	n Architecture Inc	Chatham-Kent	57 
				1 - 100 / 376 < >

TOP SALARIES IN JOB POSTINGS

What are employers willing to pay to find the perfect candidate?

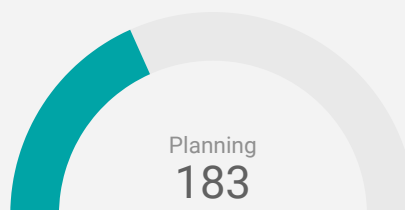
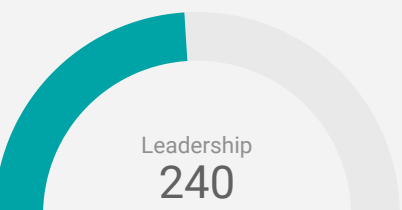
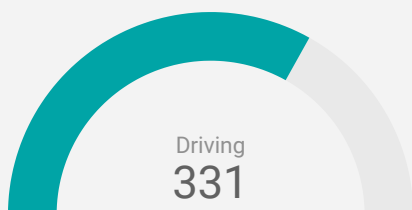
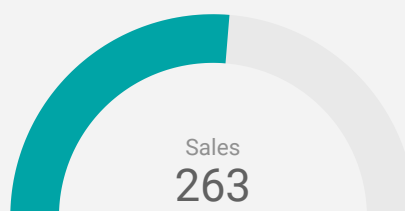
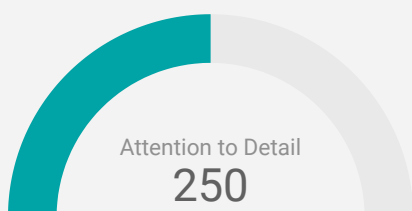
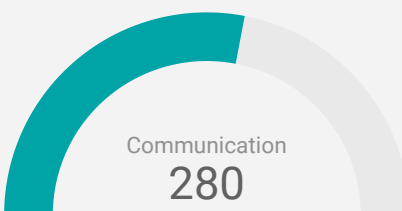
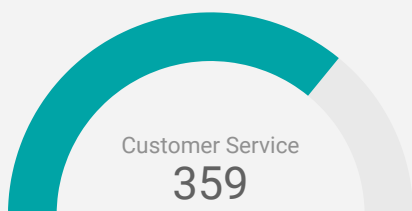
	JOB TITLE	COMPANY	LOCATION	ANNUAL SALARY ▾
1.	Associate Dentist	Grand West Dental	Chatham-Kent	325,322 
2.	Manager, Engineering	The Municipality of Chatham-Kent	Chatham-Kent	130,195 
3.	Financial Controller	DSS	Chatham-Kent	120,000 
4.	Pharmacist	Chatham Centre Pharmacy	Chatham-Kent	120,000 
5.	Regional Manager	Real Fruit Bubble Tea Inc.	Chatham-Kent	120,000 
6.	Controller (Contract)	Canadian Executive Search Group Inc.	Chatham-Kent	120,000 
7.	Controller	Core Services Inc	Chatham-Kent	120,000 
8.	Controller \$120k!	Canadian Executive Search Group Inc.	Chatham-Kent	120,000 
9.	Controller \$120,000 (contract)	Canadian Executive Search Group Inc.	Chatham-Kent	120,000 
10.	Lead Cyber Security Analyst	Vitesco Technologies	Chatham-Kent	110,000 
11.	Business Development Manager	Business Development Inc.	Chatham-Kent	107,678 
				1 - 100 / 468 < >

TOP IN-DEMAND SKILLS

How many times were these skills found in job postings?

ACTIVE JOB POSTINGS THIS MONTH

1,707



KEY JOB REQUIREMENTS

How often are these requirements desired in job postings?

ACTIVE JOB POSTINGS THIS MONTH

1,707



Driver's License
40



First Aid
126



Regular Access to a Vehi
104



Criminal Record Check
110



Microsoft Office
146



Food Safety
47

TOP OCCUPATIONS BY SKILL, FREQUENCY & DURATION

What jobs are in-demand and/or hard to fill?

	4 DIGIT NOC	4 DIGIT NOC NAME	SKILL LEVEL	POSTING COUNT	AVG POSTING LENGTH IN DAYS	MEDIAN POSTING LENGTH IN DAYS
1.	6711	Food counter attendants, kitchen helpers and related support occupations	NOC Skill Level D	73	20.3	21
2.	6421	Retail salespersons	NOC Skill Level C	71	17.2	21
3.	4412	Home support workers, housekeepers and related occupations	NOC Skill Level C	60	23.2	21
4.	6552	Other customer and information services representatives	NOC Skill Level C	50	24.7	21
5.	3012	Registered nurses and registered psychiatric nurses	NOC Skill Level A	46	28.0	21
6.	3233	Licensed practical nurses	NOC Skill Level B	43	32.2	21
7.	4212	Social and community service workers	NOC Skill Level B	36	20.5	21
8.	9619	Other labourers in processing, manufacturing and utilities	NOC Skill Level D	30	20.8	21
9.	6322	Cooks	NOC Skill Level B	30	19.2	21
10.	7511	Transport truck drivers	NOC Skill Level C	25	21.4	21
11.	6611	Cashiers	NOC Skill Level D	23	17.1	21
12.	1241	Administrative assistants	NOC Skill Level B	22	22.3	21
13.	8431	General farm workers	NOC Skill Level C	21	36.0	21
14.	6311	Food service supervisors	NOC Skill Level B	20	28.7	21
15.	6731	Light duty cleaners	NOC Skill Level D	19	40.1	21
16.	7311	Construction millwrights and industrial mechanics	NOC Skill Level B	18	18.3	21
17.	1414	Receptionists	NOC Skill Level C	18	19.7	21
18.	6623	Other sales related occupations	NOC Skill Level D	16	17.8	21
19.	3413	Nurse aides, orderlies and patient service associates	NOC Skill Level C	16	21.0	21
20.	0621	Retail and wholesale trade managers	NOC Skill Level A	16	20.5	21
21.	1123	Professional occupations in advertising, marketing and public relations	NOC Skill Level A	16	17.3	21
22.	7201	Contractors and supervisors, machining, metal forming, shaping and erecting trades and related occupations	NOC Skill Level B	16	19.4	21
23.	6733	Janitors, caretakers and building superintendents	NOC Skill Level D	15	19.9	21
24.	6222	Retail and wholesale buyers	NOC Skill Level B	14	14.9	21
25.	1114	Other financial officers	NOC Skill Level A	14	16.2	14
26.	7321	Automotive service technicians, truck and bus mechanics and mechanical repairers	NOC Skill Level B	14	20.3	21
27.	7241	Electricians (except industrial and power system)	NOC Skill Level B	14	21.0	21
28.	7301	Contractors and supervisors, mechanic trades	NOC Skill Level B	14	19.6	21
29.	7452	Material handlers	NOC Skill Level C	14	19.6	21

JOB POSTINGS BY 3-DIGIT NATIONAL OCCUPATION CLASSIFICATION

What jobs are hard to fill and/or in-demand?

	3 DIGIT NOC	3 DIGIT NOC NAME	SKILL LEVEL	POSTING COUNT ▾	AVG POSTING LENGTH IN DAYS	MEDIAN POSTING LENGTH IN DAYS
1.	671	Food counter attendants, kitchen helpers and related support occupations	NOC Skill Level D	73	20.3	21
2.	642	Retail salespersons	NOC Skill Level C	71	17.2	21
3.	441	Home care providers and educational support occupations	NOC Skill Level C	61	23.1	21
4.	655	Customer and information services representatives	NOC Skill Level C	52	24.4	21
5.	301	Professional occupations in nursing	NOC Skill Level A	49	27.5	21
6.	323	Other technical occupations in health care	NOC Skill Level B	47	31.4	21
7.	421	Paraprofessional occupations in legal, social, community and education services	NOC Skill Level B	44	19.6	21
8.	673	Cleaners	NOC Skill Level D	43	28.7	21
9.	961	Labourers in processing, manufacturing and utilities	NOC Skill Level D	42	20.8	21
10.	632	Chefs and cooks	NOC Skill Level B	38	18.9	21
11.	751	Motor vehicle and transit drivers	NOC Skill Level C	37	21.3	21
12.	111	Auditors, accountants and investment professionals	NOC Skill Level A	33	17.2	21
13.	112	Human resources and business service professionals	NOC Skill Level A	32	17.5	21
14.	141	General office workers	NOC Skill Level C	31	21.7	21
15.	662	Other sales support and related occupations	NOC Skill Level D	29	17.4	21
16.	122	Administrative and regulatory occupations	NOC Skill Level B	29	20.4	21
17.	124	Office administrative assistants - general, legal and medical	NOC Skill Level B	27	20.9	21
18.	321	Medical technologists and technicians (except dental health)	NOC Skill Level B	27	18.3	21
19.	731	Machinery and transportation equipment mechanics (except motor vehicles)	NOC Skill Level B	26	25.7	21
20.	341	Assisting occupations in support of health services	NOC Skill Level C	25	20.8	21
21.	843	Agriculture and horticulture workers	NOC Skill Level C	23	36.0	21
22.	661	Cashiers	NOC Skill Level D	23	17.1	21
23.	631	Service supervisors	NOC Skill Level B	22	34.9	21
24.	622	Technical sales specialists in wholesale trade and retail and wholesale buyers	NOC Skill Level B	21	15.8	21
25.	152	Supply chain logistics, tracking and scheduling co-ordination occupations	NOC Skill Level C	20	17.8	21
26.	724	Electrical trades and electrical power line and telecommunications workers	NOC Skill Level B	19	23.2	21
27.	011	Senior managers - construction, transportation, production and utilities	NOC Skill Level A	19	18.0	18.5
					1 - 50 / 110	< >

JOB POSTINGS BY 2-DIGIT NATIONAL OCCUPATION CLASSIFICATION

What jobs are hard to fill and/or in-demand?

	2 DIGIT NOC	2 DIGIT NOC NAME	SKILL LEVEL	POSTING COUNT ▾	AVG POSTING LENGTH IN DAYS	MEDIAN POSTING LENGTH IN DAYS
1.	67	Service support and other service occupations, n.e.c.	NOC Skill Level D	121	23.6	21
2.	65	Service representatives and other customer and personal services occupations	NOC Skill Level C	81	22.7	21
3.	32	Technical occupations in health	NOC Skill Level B	80	26.0	21
4.	63	Service supervisors and specialized service occupations	NOC Skill Level B	79	24.4	21
5.	64	Sales representatives and salespersons - wholesale and retail trade	NOC Skill Level C	74	17.0	21
6.	12	Administrative and financial supervisors and administrative occupations	NOC Skill Level B	69	22.4	21
7.	11	Professional occupations in business and finance	NOC Skill Level A	65	17.3	21
8.	72	Industrial, electrical and construction trades	NOC Skill Level B	63	24.1	21
9.	44	Care providers and educational, legal and public protection support occupations	NOC Skill Level C	62	23.1	21
10.	73	Maintenance and equipment operation trades	NOC Skill Level B	61	22.1	21
11.	66	Sales support occupations	NOC Skill Level D	52	17.3	21
12.	62	Retail sales supervisors and specialized sales occupations	NOC Skill Level B	49	18.5	21
13.	30	Professional occupations in nursing	NOC Skill Level A	49	27.5	21
14.	14	Office support occupations	NOC Skill Level C	47	20.9	21
15.	75	Transport and heavy equipment operation and related maintenance occupations	NOC Skill Level C	46	21.0	21
16.	42	Paraprofessional occupations in legal, social, community and education services	NOC Skill Level B	44	19.6	21
17.	22	Technical occupations related to natural and applied sciences	NOC Skill Level B	43	22.7	21
18.	96	Labourers in processing, manufacturing and utilities	NOC Skill Level D	42	20.8	21
19.	21	Professional occupations in natural and applied sciences	NOC Skill Level A	40	17.6	21
20.	01	Senior managers - construction, transportation, production and utilities	NOC Skill Level A	38	19.7	21
21.	06	Middle management occupations in retail and wholesale trade and customer services	NOC Skill Level A	36	25.2	21
22.	31	Professional occupations in health (except nursing)	NOC Skill Level A	34	28.3	21
23.	41	Professional occupations in law and social, community and government services	NOC Skill Level A	30	20.9	21
24.	34	Assisting occupations in support of health services	NOC Skill Level C	25	20.8	21
25.	15	Distribution, tracking and scheduling co-ordination occupations	NOC Skill Level C	24	16.6	21
26.	84	Workers in natural resources, agriculture and related production	NOC Skill Level C	24	36.0	21
27.	74	Other installers, repairers and servicers and material handlers	NOC Skill Level C	22	20.3	21
					1 - 45 / 45	< >

MULTILINGUAL JOB POSTINGS BY THE NUMBERS

ACTIVE POSTINGS: 192
NEW POSTINGS: 0
COMPANIES: 96
LANGUAGES: 4

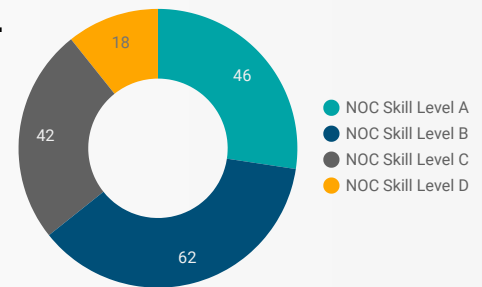
OF DAYS POSTED

AVERAGE: 16.1
MEDIAN: 17

MULTILINGUAL JOB POSTINGS BY SKILL LEVEL

What language skills are employers looking for by occupational skill level?

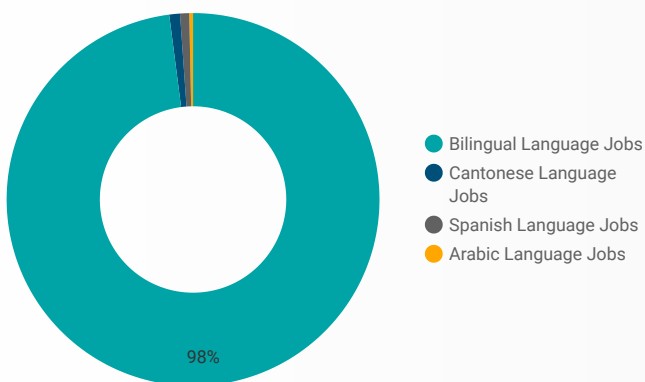
- 46 Skill Level A - Management/ Professional Occupations usually requiring University
- 62 Skill Level B - Usually college education or apprenticeship training
- 42 Skill Level C - Usually secondary education or occupation-specific training
- 18 Skill Level D - Usually on-the-job training



JOB LANGUA...	NOC Skill Level A	NOC Skill Level B	NOC Skill Level C	NOC Skill Level D
French Lang...	43	57	35	17
Bilingual Lang...	2	3	5	1
Spanish Lang...		1	2	
Arabic Lang...		1		
Cantonese La...	1			

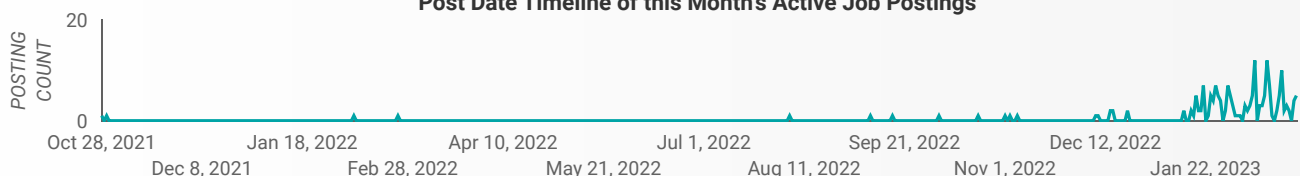
LANGUAGE SKILLS BREAKDOWN

Which kinds of language skills do employers seek?



LANGUAGES	POSTING COUNT
1. Bilingual Language Jobs	187
2. Spanish Language Jobs	3
3. Cantonese Language Jobs	1
4. Arabic Language Jobs	1

Post Date Timeline of this Month's Active Job Postings



LANGUAGE SKILLS BEING RECRUITED BY JOB CATEGORY

What language skills are sought by 1-Digit NOC?

BROAD OCCUPATIONAL CATEGORY	Bilingual Language...	Spanish Language...	Arabic Language ...	Cantonese Language...	Grand total
Trades, transport and equipment operators ...	18	1			19
Sales and service occupations	35		1		36
Occupations in manufacturing and utilities	3				3
Occupations in education, law and social, c...	16				16
Occupations in art, culture, recreation and s...	1				1
Natural resources, agriculture and related p...	3	2			5
Natural and applied sciences and related o...	7				7
Management occupations	10			1	11
Health occupations	58				58
Business, finance and administration occup...	12				12
Grand total	163	3	1	1	168

MULTILINGUAL JOB POSTINGS BY COMMUNITY

What language skills are sought by 4-Digit NOC?

	MUNICIPALITY	JOB LANGUAGES ▾	AVG POSTING LENGTH IN DAYS	MEDIAN POSTING LENGTH IN DAYS
1.	Chatham-Kent	115	19.0	21
2.	Chatham	39	29.7	21
3.	Wallaceburg	12	21.0	21
4.	Blenheim	7	21.0	21
5.	Tilbury	5	21.0	21
6.	Ridgetown	4	21.0	21
7.	Thamesville	3	14.0	14
8.	Dresden	2	36.5	36.5
9.	Bothwell	1		
10.	Charing Cross	1		
11.	Pain Court	1	16.0	16
12.	Wheatley	1	21.0	21
13.	Morpeth	1		

LANGUAGE DEMAND BY JOB

What language skills are sought by 4-Digit NOC?

4 DIGIT NOC NAME	POSTINGS
1. Registered nurses and registered psychiatric ...	24
2. Licensed practical nurses	16
3. Retail salespersons	8
4. Social and community service workers	7
5. Other customer and information services rep...	5
6. Food counter attendants, kitchen helpers an...	4
7. Cooks	4
8. Nurse aides, orderlies and patient service as...	4
9. Medical laboratory technicians and pathologi...	3
10. General farm workers	3
11. Managers in health care	3
12. Other sales related occupations	3
13. User support technicians	3
14. Construction trades helpers and labourers	3
15. Automotive service technicians, truck and bu...	2
16. Other medical technologists and technicians ...	2
17. Early childhood educators and assistants	2
18. Transport truck drivers	2
19. Nursing co-ordinators and supervisors	2
20. General office support workers	2
21. Contractors and supervisors, machining, met...	2
22. Heavy equipment operators (except crane)	2
23. Home support workers, housekeepers and re...	2
24. Harvesting labourers	2
25. Respiratory therapists, clinical perfusionists ...	2
26. Dispatchers	2
27. Professional occupations in advertising, mar...	2
28. Material handlers	2
29. Restaurant and food service managers	2
30. Store shelf stockers, clerks and order fillers	1
31. Financial managers	1
32. Facility operation and maintenance managers	1
1 - 77 / 77	< >

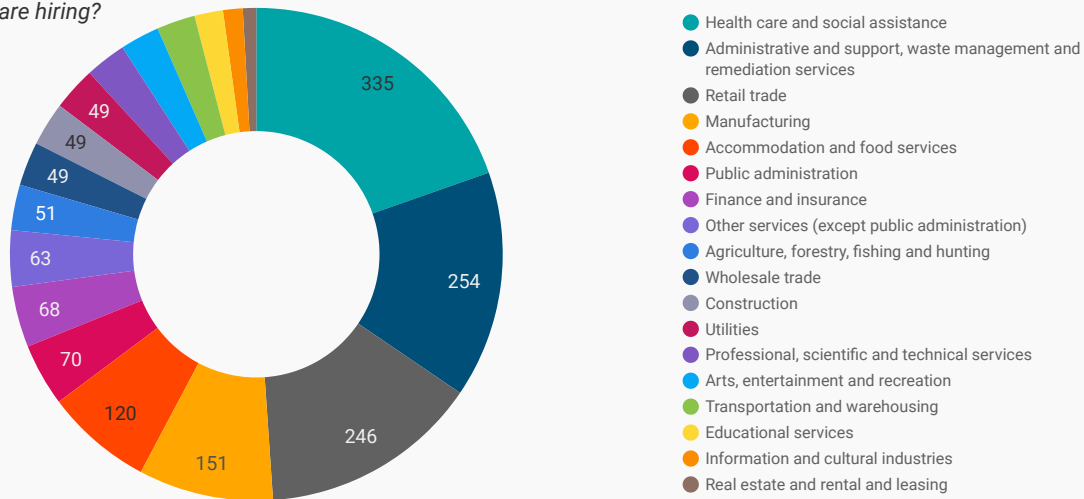
MULTILINGUAL HIRING EMPLOYERS

Which employers are seeking multilingual candidates?

COMPANY	POSTINGS
1. Chatham Kent Health Alliance	28
2. Victorian Order of Nurses / VON	17
3. Linck Child, Youth and Family Supports	9
4. Victoria Order Of Nurses	8
5. Core Services Inc	6
6. Various Ministries	4
7. Home and Community Care Support Services South West	4
8. Home and Community Care Support Services	4
9. Vitesco Technologies	3
10. 1 Source Design Ltd.	3
11. AGRIS Co-operative Ltd	3
12. TransForm Shared Service Organization	3
13. Franklin Terrazzo Company Inc.	3
14. WR	2
15. Retro Suites Hotel	2
16. Renaissance Personnel	2
17. Whyte's Foods Inc	2
18. Confidential	2
19. Lambton Kent District School Board	2
20. Kognitive Inc	2
21. Little Caesars	2
22. Chatham-Kent Community Health Centres	2
23. Adecco	2
24. Top Gun Staffing Inc	2
25. In-Tek Inc.	2
26. Maizex Seeds	2
27. Bradnam & Associates	1
28. All Risks Insurance Chatham, ON	1
29. Penningtons	1
30. Exordia Creative	1
31. Handy Bros. Home Comfort	1
1 - 50 / 97	< >

TOP HIRING SECTORS BY 2-DIGIT NAICS CODE

What sectors are hiring?



	2-DIGIT NAICS LABEL	NAICS CODE	POSTING COUNT	AVG POSTING LENGTH IN DAYS	MEDIAN POSTING LENGTH IN DAYS
1.	Health care and social assistance	62	335	23.6	21
2.	Administrative and support, waste management and remediation services	56	254	19.9	21
3.	Retail trade	44-45	246	19.6	21
4.	Manufacturing	31-33	151	21.1	21
5.	Accommodation and food services	72	120	24.0	21
6.	Public administration	91	70	22.3	21
7.	Finance and insurance	52	68	21.4	21
8.	Other services (except public administration)	81	63	23.2	21
9.	Agriculture, forestry, fishing and hunting	11	51	24.1	21
10.	Wholesale trade	41	49	26.8	21
11.	Construction	23	49	19.6	21
12.	Utilities	22	49	17.2	21
13.	Professional, scientific and technical services	54	46	18.6	21
14.	Arts, entertainment and recreation	71	44	20.4	21
15.	Transportation and warehousing	48-49	43	25.4	21
16.	Educational services	61	32	17.9	21
17.	Information and cultural industries	51	22	17.1	21
18.	Real estate and rental and leasing	53	15	15.4	15

NOTE: NAICS code 56 includes Employment Agencies. Manufacturing includes codes 31-33, Retail Trade includes codes 44-45 and Transportation and Warehousing includes codes 48-49.

TOP HIRING SECTORS BY 3-DIGIT NAICS CODE

What sectors are hiring?

	3-DIGIT NAICS LABEL	NAICS CODE	POSTING COUNT ▾	AVG POSTING LENGTH IN DAYS	MEDIAN POSTING LENGTH IN DAYS
1.	Administrative and support services	561	247	19.8	21
2.	Ambulatory health care services	621	145	23.3	21
3.	Food services and drinking places	722	108	21.5	21
4.	Nursing and residential care facilities	623	88	23.8	21
5.	Hospitals	622	70	29.5	23.5
6.	Transportation equipment manufacturing	336	53	20.5	21
7.	Utilities	221	49	17.2	21
8.	Miscellaneous store retailers	453	47	16.9	21
9.	Building material and garden equipment and supplies dealers	444	47	17.6	21
10.	Professional, scientific and technical services	541	46	18.6	21
11.	Local, municipal and regional public administration	913	45	19.5	21
12.	Crop production	111	41	25.4	21
13.	Credit intermediation and related activities	522	37	22.9	21
14.	Amusement, gambling and recreation industries	713	34	18.9	21
15.	Religious, grant-making, civic, and professional and similar organizations	813	34	20.8	21
16.	Gasoline stations	447	32	19.7	21
17.	Social assistance	624	32	15.7	21
18.	Educational services	611	32	17.9	21
19.	Food and beverage stores	445	30	20.9	14
20.	Food manufacturing	311	28	25.7	21
21.	Insurance carriers and related activities	524	25	20.1	21
22.	Construction of buildings	236	21	19.7	21
23.	Furniture and home furnishings stores	442	19	27.5	21
24.	Health and personal care stores	446	18	18.2	20.5
25.	Motor vehicle and parts dealers	441	18	20.5	21
26.	Miscellaneous manufacturing	339	18	21.2	21
27.	Provincial and territorial public administration	912	17	27.8	21
28.	Personal and laundry services	812	16	31.0	21
29.	Machinery manufacturing	333	16	18.3	21
30.	Specialty trade contractors	238	16	21.0	21
31.	Truck transportation	484	16	22.2	21
					1 - 50 / 74 < >

TOP HIRING SECTORS BY 4-DIGIT NAICS CODE

What sectors are hiring?

	4-DIGIT NAICS LABEL	NAICS CODE	POSTING COUNT ▾	AVG POSTING LENGTH IN DAYS	MEDIAN POSTING LENGTH IN DAYS
1.	Employment services	5613	183	19.5	21
2.	Full-service restaurants and limited-service eating places	7225	99	22.0	21
3.	Home health care services	6216	84	27.4	21
4.	Community care facilities for the elderly	6233	71	24.5	21
5.	General medical and surgical hospitals	6221	70	29.5	23.5
6.	Motor vehicle parts manufacturing	3363	47	21.0	21
7.	Natural gas distribution	2212	47	17.1	20.5
8.	Building material and supplies dealers	4441	43	17.1	21
9.	Other local, municipal and regional public administration	9139	42	19.8	21
10.	Services to buildings and dwellings	5617	34	20.6	21
11.	Civic and social organizations	8134	32	20.8	21
12.	Gasoline stations	4471	32	19.7	21
13.	Depository credit intermediation	5221	29	16.3	14.5
14.	Accounting, tax preparation, bookkeeping and payroll services	5412	27	19.4	21
15.	Individual and family services	6241	26	15.1	19
16.	Grocery stores	4451	25	16.1	14
17.	Elementary and secondary schools	6111	25	17.2	21
18.	Agencies, brokerages and other insurance related activities	5242	24	20.0	21
19.	Office supplies, stationery and gift stores	4532	23	16.3	21
20.	Out-patient care centres	6214	21	18.7	21
21.	Business support services	5614	20	16.4	21
22.	Other miscellaneous store retailers	4539	19	17.3	21
23.	Other amusement and recreation industries	7139	18	21.0	21
24.	Health and personal care stores	4461	18	18.2	20.5
25.	Greenhouse, nursery and floriculture production	1114	17	21.0	21
26.	Fruit and vegetable preserving and specialty food manufacturing	3114	16	29.6	30
27.	Other miscellaneous manufacturing	3399	16	21.2	21
28.	Other crop farming	1119	16	20.9	16
29.	Gambling industries	7132	16	17.7	17
30.	Automobile dealers	4411	15	20.5	21
31.	Residential building construction	2361	14	20.1	21
					1 - 50 / 161 < >

TOP HIRING SECTORS BY 5-DIGIT NAICS CODE

What sectors are hiring?

	5-DIGIT NAICS LABEL	NAICS CODE	POSTING COUNT ▾	AVG POSTING LENGTH IN DAYS	MEDIAN POSTING LENGTH IN DAYS
1.	Employment placement agencies and executive search services	56131	183	19.5	21
2.	Full-service restaurants and limited-service eating places	72251	99	22.0	21
3.	Home health care services	62161	84	27.4	21
4.	Community care facilities for the elderly	62331	71	24.5	21
5.	General medical and surgical hospitals	62211	70	29.5	23.5
6.	Natural gas distribution	22121	47	17.1	20.5
7.	Other local, municipal and regional public administration	91391	42	19.8	21
8.	Civic and social organizations	81341	32	20.8	21
9.	Other building material dealers	44419	30	15.4	15.5
10.	Gasoline stations with convenience stores	44711	30	19.6	21
11.	Banking	52211	28	16.1	14
12.	Accounting, tax preparation, bookkeeping and payroll services	54121	27	19.4	21
13.	Elementary and secondary schools	61111	25	17.2	21
14.	Office supplies and stationery stores	45321	23	16.3	21
15.	Supermarkets and other grocery (except convenience) stores	44511	22	17.3	14
16.	Other motor vehicle parts manufacturing	33639	21	21.0	21
17.	Other services to buildings and dwellings	56179	20	20.4	20
18.	Insurance agencies and brokerages	52421	19	19.5	21
19.	Other out-patient care centres	62149	18	19.0	21
20.	All other miscellaneous store retailers	45399	17	16.9	21
21.	All other crop farming	11199	16	20.9	16
22.	Casinos (except casino hotels)	71321	16	17.7	17
23.	All other miscellaneous manufacturing	33999	16	21.2	21
24.	Frozen food manufacturing	31141	16	29.6	30
25.	Food crops grown under cover	11141	16	21.0	21
26.	Pharmacies and drug stores	44611	15	19.0	20.5
27.	Other business support services	56149	14	16.3	21
28.	Child and youth services	62411	14	15.5	13
29.	Residential building construction	23611	14	20.1	21
30.	New car dealers	44111	14	20.5	21
31.	Furniture stores	44211	13	19.0	21

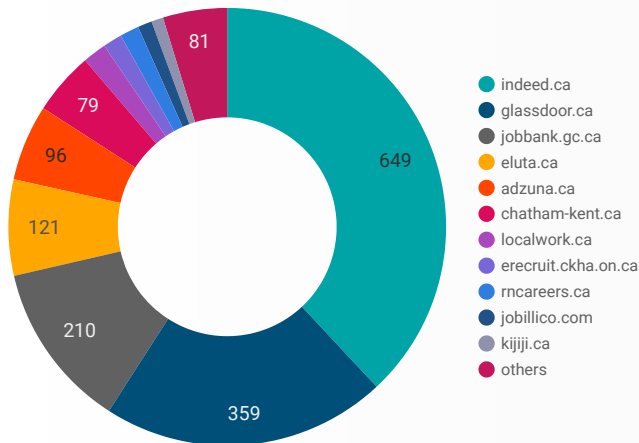
TOP HIRING SECTORS BY 6-DIGIT NAICS CODE

What sectors are hiring?

	6-DIGIT NAICS LABEL	NAICS CODE	POSTING COUNT ▼	AVG POSTING LENGTH IN DAYS	MEDIAN POSTING LENGTH IN DAYS
1.	Employment placement agencies and executive search services	561310	183	19.5	21
2.	Limited-service eating places	722512	88	22.1	21
3.	Home health care services	621610	84	27.4	21
4.	Community care facilities for the elderly	623310	71	24.5	21
5.	General (except paediatric) hospitals	622111	70	29.5	23.5
6.	Natural gas distribution	221210	47	17.1	20.5
7.	Other local, municipal and regional public administration	913910	42	19.8	21
8.	Civic and social organizations	813410	32	20.8	21
9.	Gasoline stations with convenience stores	447110	30	19.6	21
10.	Other building material dealers	444190	30	15.4	15.5
11.	Personal and commercial banking industry	522111	28	16.1	14
12.	Elementary and secondary schools	611110	25	17.2	21
13.	Office supplies and stationery stores	453210	23	16.3	21
14.	Supermarkets and other grocery (except convenience) stores	445110	22	17.3	14
15.	Other motor vehicle parts manufacturing	336390	21	21.0	21
16.	Offices of accountants	541212	21	18.5	21
17.	All other services to buildings and dwellings	561799	20	20.4	20
18.	Insurance agencies and brokerages	524210	19	19.5	21
19.	Community health centres	621494	18	19.0	21
20.	Casinos (except casino hotels)	713210	16	17.7	17
21.	All other miscellaneous manufacturing	339990	16	21.2	21
22.	Frozen food manufacturing	311410	16	29.6	30
23.	Pharmacies and drug stores	446110	15	19.0	20.5
24.	Residential building construction	236110	14	20.1	21
25.	Other business support services	561490	14	16.3	21
26.	New car dealers	441110	14	20.5	21
27.	Child and youth services	624110	14	15.5	13
28.	All other miscellaneous store retailers (except beer and wine-making supplies stores)	453999	13	15.5	21
29.	Furniture stores	442110	13	19.0	21
30.	All other miscellaneous crop farming	111999	13	24.5	26

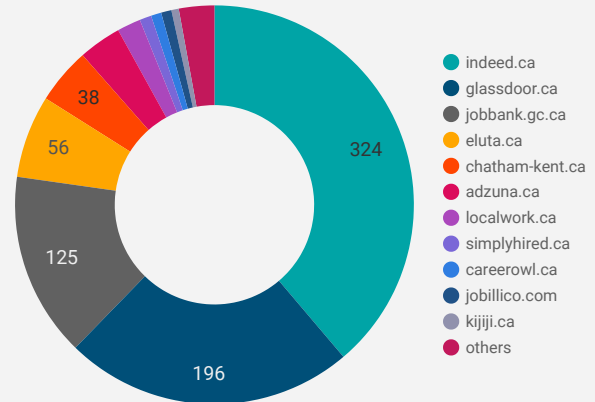
JOB POSTINGS BY JOB BOARD

What share of unique job postings appear on each job board?



COMPANIES BY JOB BOARD

What share of unique job postings appear on each job board?



JOB POSTING DETAILS BY JOB BOARD

How does job posting activity differ by job board?

	JOB BOARD	POSTING COUNT ▾	AVG POSTING LENGTH IN DAYS	MEDIAN POSTING LENGTH IN DAYS	# OF COMPANIES
1.	indeed.ca	649	20.0	21	324
2.	glassdoor.ca	359	20.8	21	196
3.	jobbank.gc.ca	210	30.3	16	125
4.	eluta.ca	121	20.8	21	56
5.	adzuna.ca	96	14.0	14	29
6.	chatham-kent.ca	79	24.1	24	38
7.	localwork.ca	30	9.0	6	16
8.	erecruit.ckha.on.ca	24	46.8	22	1
9.	rncareers.ca	24	43.0	34	4
10.	jobillico.com	18	46.3	23	7
11.	kijiji.ca	15	14.9	15	5
12.	simplyhired.ca	14	21.0	21	8
13.	gojobs.gov.on.ca	11	29.7	17	5
14.	chatham-kent.njoyn.com	9			1
15.	careerarc.com	8	9.7	10	3
16.	careerowl.ca	8			7
17.	randstad.ca	5	26.0	14	1
18.	goodwillindustries.ca	5			1