



JOB DEMAND REPORT

MARCH 2023

HIGHLIGHTS

JOB POSTINGS BY THE NUMBERS

POSTING COUNT	NEW THIS MONTH	COMPANIES	JOB BOARDS
1,950	1,138	653	27

OF DAYS POSTED

AVERAGE	MEDIAN
22.4	21

REPORT BUILDER

The default filter selection below will show all job demand data for the month. You can use the filters to create a customized report for the purpose of understanding a subset of the data.

OCCUPATION FILTERS

SKILL TYPE NAME / 1-DIGIT NOC	▼
MAJOR GROUP / 2-DIGIT NOC	▼
MINOR GROUP / 3-DIGIT NOC	▼
UNIT GROUP / 4-DIGIT NOC	▼
SKILL LEVEL	▼
JOB TYPE	▼
JOB DURATION	▼
ADDITIONAL LANGUAGE	▼
SPECIFIC JOB TAGS	▼

INDUSTRY/SECTOR FILTERS

HIRING SECTOR BY 2-DIGIT NAICS CODE	▼
HIRING SECTOR BY 3-DIGIT NAICS CODE	▼
HIRING SECTOR BY 4-DIGIT NAICS CODE	▼
HIRING SECTOR BY 5-DIGIT NAICS CODE	▼
HIRING SECTOR BY 6-DIGIT NAICS CODE	▼

OTHER FILTERS

JOB BOARD	▼
-----------	---

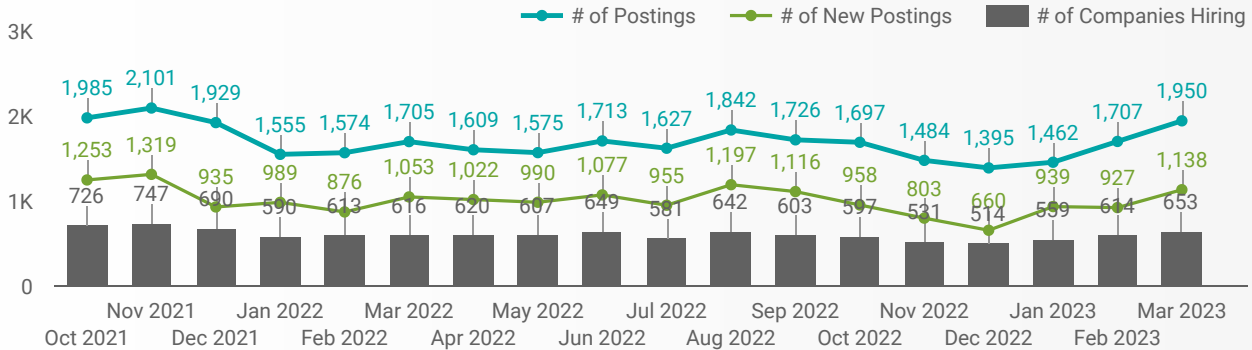
NOC = National Occupation Classification | NAICS = North American Industry Classification System

Source:

Job posting data collected by the chathamkentjobs.com from job boards and employer websites who recruit candidates in the Municipality of Chatham-Kent.

JOB POSTINGS BY MONTH FOR CHATHAM-KENT

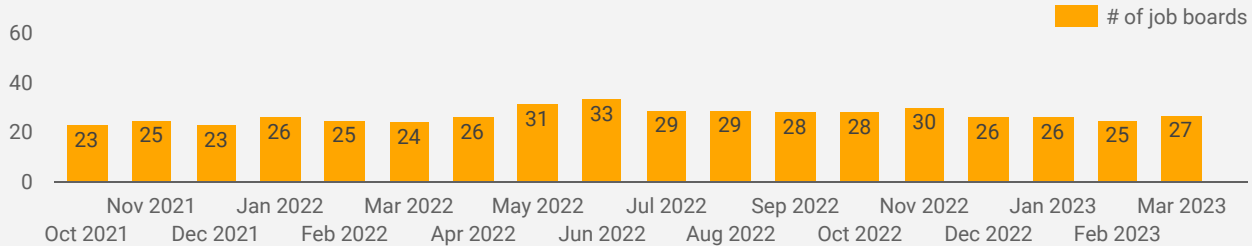
How many job postings were active for at least 1 day this month?



NOTE: This graph cannot be filtered using the controls on the cover page

NUMBER OF ACTIVE JOB BOARDS

How many job postings were active for at least 1 day this month on these job boards?



AVG & MEDIAN POSTING LENGTH BY DAYS

How long are employers having to recruit for to find candidates to fill their job vacancies?



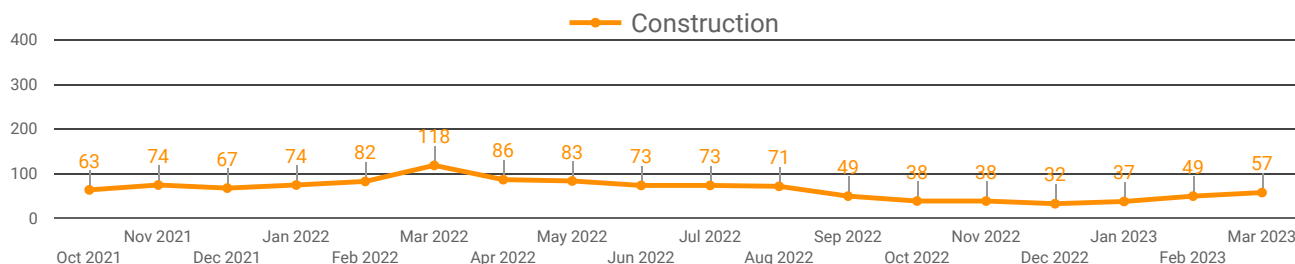
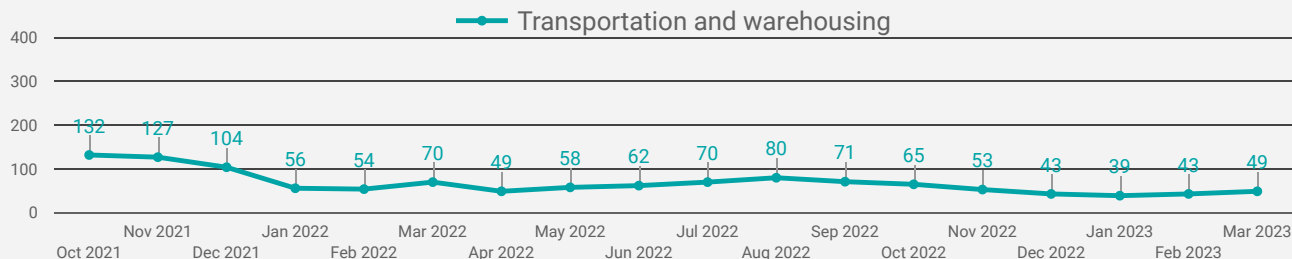
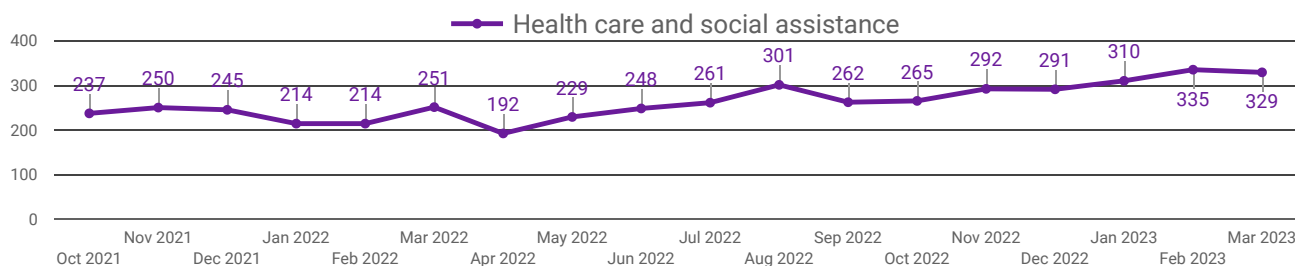
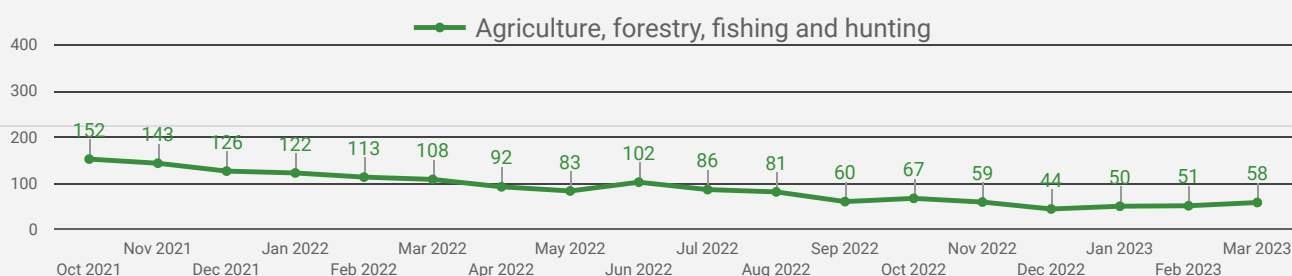
POST DATE TIMELINE FOR THIS MONTH'S ACTIVE JOB POSTINGS

How many job postings were active for at least 1 day this month?



DEMAND BY KEY SECTOR FOR CHATHAM-KENT

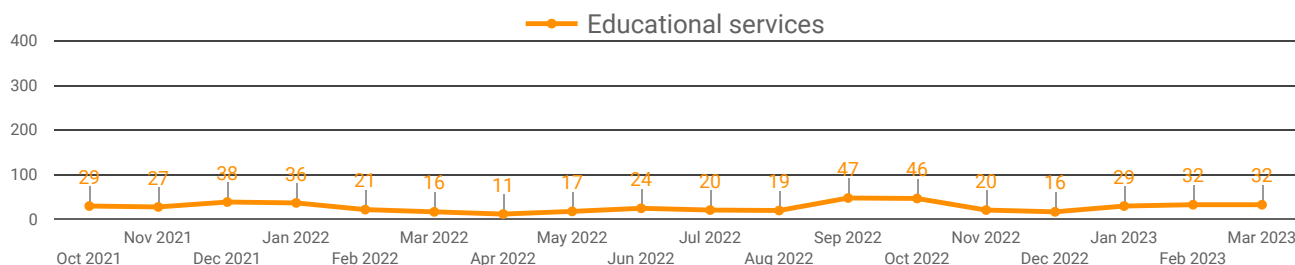
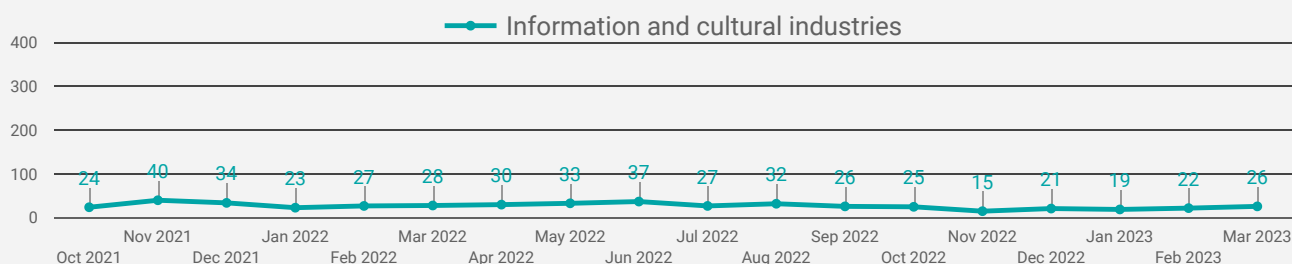
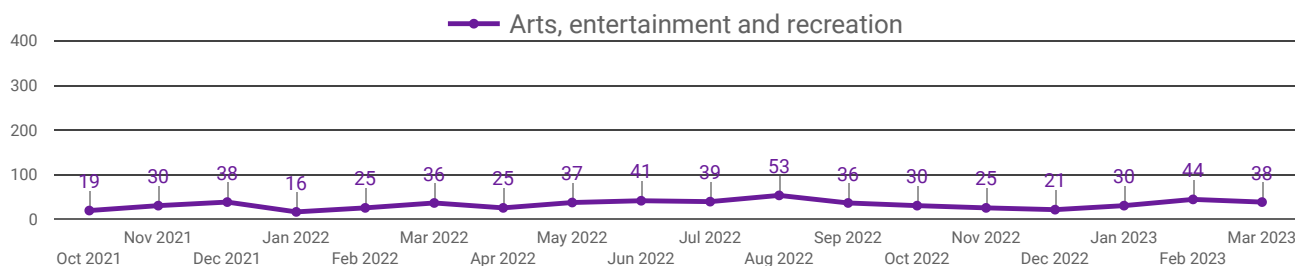
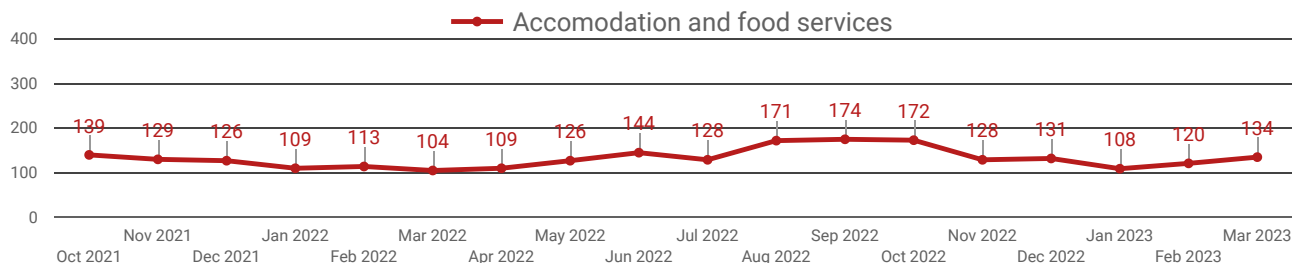
How many job postings were active for at least 1 day this month by sector?



NOTE: This graph cannot be filtered using the controls on the cover page

DEMAND BY IMPACTED SECTOR FOR CHATHAM-KENT

How many job postings were active for at least 1 day this month by sector?



NOTE: This graph cannot be filtered using the controls on the cover page

JOB POSTINGS BY COMMUNITY

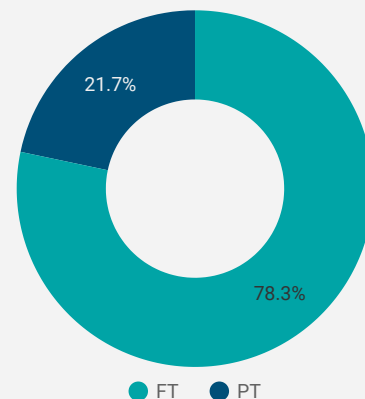
How many job postings were active for at least 1 day this month?

	COMMUNITY	POSTING COUNT	AVG POSTING LENGTH IN DAYS	MEDIAN POSTING LENGTH IN DAYS
1.	Chatham-Kent	932	23.2	21
2.	Chatham	438	20.1	21
3.	Blenheim	135	26.6	21
4.	Wallaceburg	119	25.3	21
5.	Tilbury	115	20.6	21
6.	Ridgetown	71	17.8	21
7.	Dresden	42	20.5	21
8.	Wheatley	39	21.5	21
9.	Bothwell	14	21.2	21
10.	Thamesville	11	37.5	21
11.	Pain Court	7	21.0	21
12.	Morpeth	6	12.5	13
13.	Kent Bridge	5	23.5	21
14.	Troy	4		
15.	Dover Centre	3	21.0	21
16.	Merlin	3	18.0	18
17.	Erieau	2		
18.	Tupperville	2	15.0	15
19.	Charing Cross	2	26.0	26

1 - 19 / 19

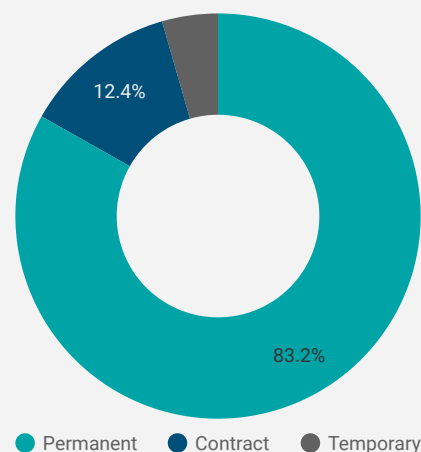
JOB TYPE

Full-time vs Part-time



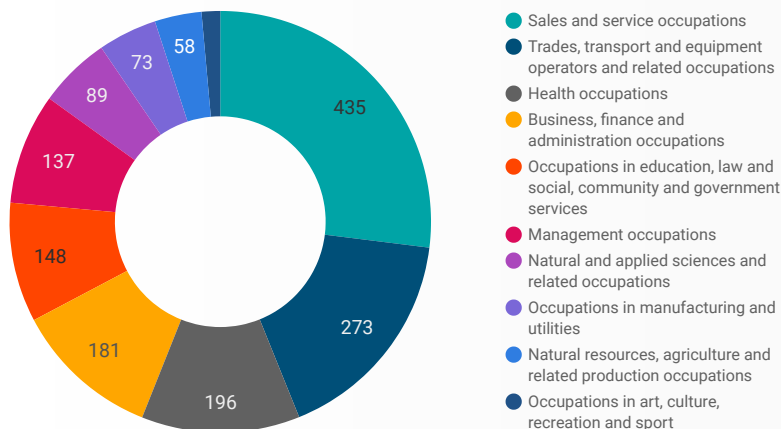
JOB DURATION

Permanency of jobs posted



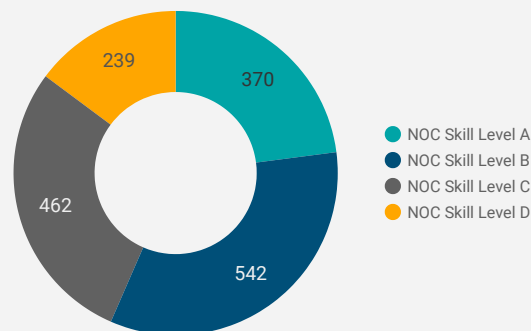
JOB POSTINGS BY JOB CATEGORY

What broad occupational category is being recruited?



JOB POSTINGS BY SKILL LEVEL

What education do occupations typically require?



Skill Level A = Usually University education | Skill Level B = Usually College education or Apprenticeship training | Skill Level C = Usually Secondary education or occupation-specific training | Skill Level D = Usually on-the-job training

TOP HIRING EMPLOYERS & AGENCIES

Who is hiring?

	COMPANY	COMMUNITY	POSTINGS COUNT	AVG POSTING LENGTH IN DAYS	MEDIAN POSTING LENGTH IN DAYS
1.	Chatham-Kent, Municipality of	Chatham-Kent	75	21.0	21
2.	Chatham Kent Health Alliance	Chatham-Kent	63	34.1	21
3.	Canadian Executive Search Group Inc.	Chatham-Kent	59	19.5	21
4.	The Municipality of Chatham-Kent	Chatham-Kent	54	43.6	21
5.	Enbridge Inc.	Chatham	39	16.2	14
6.	Chatham-Kent, Municipality of	Chatham	28	21.0	21
7.	Victorian Order of Nurses / VON	Chatham	24	21.3	21
8.	Revera	Blenheim	19	26.2	21
9.	Enbridge Inc.	Chatham-Kent	17	19.7	21
10.	Canadian Executive Search Group Inc.	Ridgetown	16	16.9	21
11.	Home Depot Canada	Chatham	15	15.4	15
12.	Revera	Ridgetown	15	18.4	21
13.	Victorian Order of Nurses / VON	Chatham-Kent	14	34.6	26
14.	Renaissance Personnel	Chatham	14	20.8	21
15.	Victoria Order Of Nurses	Chatham	13	31.7	37
16.	Home Depot Canada	Chatham-Kent	12	20.5	21
17.	Pilot Company	Tilbury	12	23.6	21
18.	Jarlette	Chatham-Kent	12	21.0	21
19.	Goodwill Industries	Chatham	11	null	null
20.	Whyte's Foods Inc	Wallaceburg	11	20.2	21
21.	Martinrea International Inc.	Ridgetown	11	21.0	21
22.	Staples Canada	Chatham	10	20.4	21
23.	BDO	Chatham	10	20.3	21
24.	Shoppers Drug Mart	Chatham	10	14.0	14
25.	McDonald's	Chatham-Kent	10	21.0	21
26.	Tim Hortons	Chatham-Kent	10	18.1	21
27.	Cavendish Farms	Wheatley	10	21.0	21
28.	St Angela's Meadow Retirement Home	Chatham-Kent	9	20.8	21
29.	UPS Canada	Chatham	9	16.3	21
30.	MAHLE Filter Systems Canada	Tilbury	8	20.8	21
31.	Vitesco Technologies	Chatham-Kent	8	21.0	21

TOP HOURLY WAGES IN JOB POSTINGS

What are employers willing to pay to find the perfect candidate?

of Minimum Wage Jobs

97

	JOB TITLE	COMPANY	LOCATION	HOURLY WAGE ▾
1.	Private Chef	Chez You Experience Inc.	Chatham-Kent	100 
2.	Maintenance Supervisor \$90,000.00!	Canadian Executive Search Group Inc.	Dresden	85 
3.	Onsite Audit Technician - Sorel-tracy	Adecco	Chatham	80 
4.	Onsite Audit Technician - Sept-iles	Adecco	Chatham	80 
5.	Pharmacist Needed For Travel Opportunity	RPI Consulting Group	Chatham-Kent	75 
6.	Production Supervisor 75k	Canadian Executive Search Group Inc.	Ridgetown	70 
7.	Nurse Practitioner	Chatham-Kent Community Health Centres	Chatham-Kent	67 
8.	Rn - Registered Nurse	Bridgingway Healthcare Solutions	Wallaceburg	65 
9.	Immediate Opening For Psychotherapist Or Social Worker (masters)	P.A.C.E. Inc.	Chatham-Kent	60 
10.	Registered Nurse Permanent Ft, Health Care Benefits Available	Plan A Sarnia Chatham	Chatham-Kent	57 
				1 - 100 / 495 < >

TOP SALARIES IN JOB POSTINGS

What are employers willing to pay to find the perfect candidate?

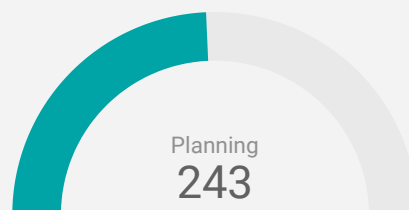
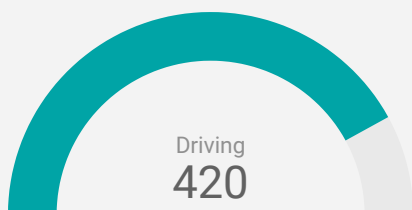
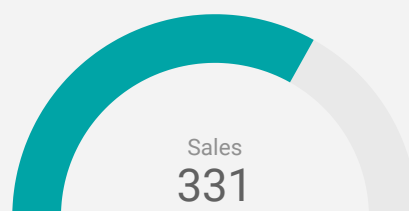
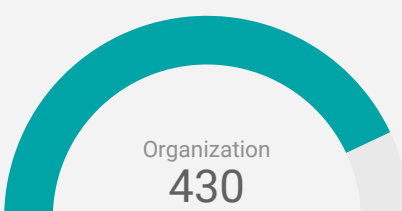
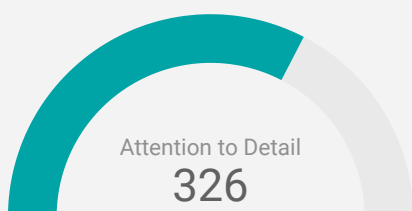
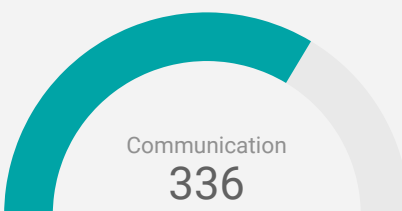
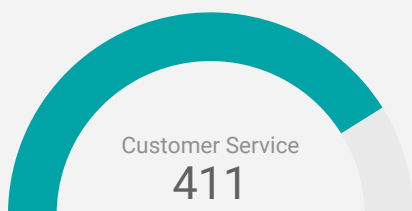
	JOB TITLE	COMPANY	LOCATION	ANNUAL SALARY ▾
1.	Associate Dentist	Grand West Dental	Chatham-Kent	325,322 
2.	Sales Representative	Reliance Home Comfort	Chatham	150,000 
3.	Real Estate Sales Representative	Royal LePage Real Estate	Chatham-Kent	150,000 
4.	Outside Sales Representative	Reliance Home Comfort	Chatham-Kent	150,000 
5.	Manager, Engineering	The Municipality of Chatham-Kent	Chatham-Kent	130,195 
6.	Controller \$120k (contract)	Canadian Executive Search Group Inc.	Chatham-Kent	120,000 
7.	Pharmacist	Chatham Centre Pharmacy	Chatham-Kent	120,000 
8.	Contract-controllerÂ 120k	Canadian Executive Search Group Inc.	Chatham-Kent	120,000 
9.	Contract-controller	Canadian Executive Search Group Inc.	Chatham-Kent	120,000 
10.	Contract-controllerÂ \$120,000.00	Canadian Executive Search Group Inc.	Chatham-Kent	120,000 
				1 - 100 / 599 < >

TOP IN-DEMAND SKILLS

How many times were these skills found in job postings?

ACTIVE JOB POSTINGS THIS MONTH

1,950



KEY JOB REQUIREMENTS

How often are these requirements desired in job postings?

ACTIVE JOB POSTINGS THIS MONTH

1,950



Driver's License
56



First Aid
151



Regular Access to a Vehi
134



Criminal Record Check
147



Microsoft Office
170



Food Safety
49

TOP OCCUPATIONS BY SKILL, FREQUENCY & DURATION

What jobs are in-demand and/or hard to fill?

	4 DIGIT NOC	4 DIGIT NOC NAME	SKILL LEVEL	POSTING COUNT	AVG POSTING LENGTH IN DAYS	MEDIAN POSTING LENGTH IN DAYS
1.	4412	Home support workers, housekeepers and related occupations	NOC Skill Level C	75	20.8	21
2.	6421	Retail salespersons	NOC Skill Level C	74	18.9	21
3.	6711	Food counter attendants, kitchen helpers and related support occupations	NOC Skill Level D	65	29.0	21
4.	3012	Registered nurses and registered psychiatric nurses	NOC Skill Level A	52	26.6	21
5.	3233	Licensed practical nurses	NOC Skill Level B	46	29.5	21
6.	7511	Transport truck drivers	NOC Skill Level C	42	20.6	21
7.	6552	Other customer and information services representatives	NOC Skill Level C	39	22.2	21
8.	6322	Cooks	NOC Skill Level B	35	23.9	21
9.	9619	Other labourers in processing, manufacturing and utilities	NOC Skill Level D	28	20.9	21
10.	4212	Social and community service workers	NOC Skill Level B	28	23.6	21
11.	7311	Construction millwrights and industrial mechanics	NOC Skill Level B	28	18.1	21
12.	7321	Automotive service technicians, truck and bus mechanics and mechanical repairers	NOC Skill Level B	24	21.3	21
13.	0111	Financial managers	NOC Skill Level A	22	27.1	21
14.	8431	General farm workers	NOC Skill Level C	22	46.3	26
15.	6311	Food service supervisors	NOC Skill Level B	22	19.0	20.5
16.	7452	Material handlers	NOC Skill Level C	20	18.4	21
17.	6611	Cashiers	NOC Skill Level D	20	21.6	21
18.	1114	Other financial officers	NOC Skill Level A	20	22.6	21
19.	7301	Contractors and supervisors, mechanic trades	NOC Skill Level B	20	15.3	20
20.	6733	Janitors, caretakers and building superintendents	NOC Skill Level D	17	17.8	21
21.	1411	General office support workers	NOC Skill Level C	17	39.3	24
22.	0621	Retail and wholesale trade managers	NOC Skill Level A	16	15.6	21
23.	7241	Electricians (except industrial and power system)	NOC Skill Level B	16	19.2	21
24.	3413	Nurse aides, orderlies and patient service associates	NOC Skill Level C	16	19.7	21
25.	1123	Professional occupations in advertising, marketing and public relations	NOC Skill Level A	16	19.8	21
26.	9617	Labourers in food and beverage processing	NOC Skill Level D	14	27.9	21
27.	6731	Light duty cleaners	NOC Skill Level D	14	21.0	21
28.	6623	Other sales related occupations	NOC Skill Level D	14	18.9	21
29.	7514	Delivery and courier service drivers	NOC Skill Level C	14	19.8	21

JOB POSTINGS BY 3-DIGIT NATIONAL OCCUPATION CLASSIFICATION

What jobs are hard to fill and/or in-demand?

	3 DIGIT NOC	3 DIGIT NOC NAME	SKILL LEVEL	POSTING COUNT ▾	AVG POSTING LENGTH IN DAYS	MEDIAN POSTING LENGTH IN DAYS
1.	441	Home care providers and educational support occupations	NOC Skill Level C	77	20.8	21
2.	642	Retail salespersons	NOC Skill Level C	74	18.9	21
3.	671	Food counter attendants, kitchen helpers and related support occupations	NOC Skill Level D	65	29.0	21
4.	751	Motor vehicle and transit drivers	NOC Skill Level C	58	20.3	21
5.	301	Professional occupations in nursing	NOC Skill Level A	53	26.6	21
6.	323	Other technical occupations in health care	NOC Skill Level B	50	28.6	21
7.	961	Labourers in processing, manufacturing and utilities	NOC Skill Level D	46	26.1	21
8.	632	Chefs and cooks	NOC Skill Level B	42	23.3	21
9.	655	Customer and information services representatives	NOC Skill Level C	42	21.9	21
10.	673	Cleaners	NOC Skill Level D	38	19.4	21
11.	011	Senior managers - construction, transportation, production and utilities	NOC Skill Level A	36	27.9	21
12.	731	Machinery and transportation equipment mechanics (except motor vehicles)	NOC Skill Level B	36	17.9	21
13.	111	Auditors, accountants and investment professionals	NOC Skill Level A	36	20.5	21
14.	421	Paraprofessional occupations in legal, social, community and education services	NOC Skill Level B	32	22.9	21
15.	141	General office workers	NOC Skill Level C	29	26.8	21
16.	112	Human resources and business service professionals	NOC Skill Level A	28	20.4	21
17.	843	Agriculture and horticulture workers	NOC Skill Level C	26	43.4	26
18.	341	Assisting occupations in support of health services	NOC Skill Level C	25	30.3	21
19.	631	Service supervisors	NOC Skill Level B	24	19.4	21
20.	662	Other sales support and related occupations	NOC Skill Level D	24	20.1	21
21.	732	Automotive service technicians	NOC Skill Level B	24	21.3	21
22.	321	Medical technologists and technicians (except dental health)	NOC Skill Level B	23	21.0	21
23.	122	Administrative and regulatory occupations	NOC Skill Level B	23	19.3	21
24.	724	Electrical trades and electrical power line and telecommunications workers	NOC Skill Level B	23	27.8	21
25.	861	Harvesting, landscaping and natural resources labourers	NOC Skill Level D	22	24.8	21
26.	730	Contractors and supervisors, maintenance trades and heavy equipment and transport operators	NOC Skill Level B	22	15.7	20.5
27.	622	Technical sales specialists in wholesale trade and retail and wholesale buyers	NOC Skill Level B	21	21.3	21
					1 - 50 / 111	< >

JOB POSTINGS BY 2-DIGIT NATIONAL OCCUPATION CLASSIFICATION

What jobs are hard to fill and/or in-demand?

	2 DIGIT NOC	2 DIGIT NOC NAME	SKILL LEVEL	POSTING COUNT ▾	AVG POSTING LENGTH IN DAYS	MEDIAN POSTING LENGTH IN DAYS
1.	67	Service support and other service occupations, n.e.c.	NOC Skill Level D	107	25.1	21
2.	73	Maintenance and equipment operation trades	NOC Skill Level B	88	18.3	21
3.	63	Service supervisors and specialized service occupations	NOC Skill Level B	83	22.2	21
4.	32	Technical occupations in health	NOC Skill Level B	79	25.6	21
5.	64	Sales representatives and salespersons - wholesale and retail trade	NOC Skill Level C	79	18.8	21
6.	44	Care providers and educational, legal and public protection support occupations	NOC Skill Level C	77	20.8	21
7.	75	Transport and heavy equipment operation and related maintenance occupations	NOC Skill Level C	76	19.4	21
8.	65	Service representatives and other customer and personal services occupations	NOC Skill Level C	72	21.5	21
9.	72	Industrial, electrical and construction trades	NOC Skill Level B	66	23.0	21
10.	11	Professional occupations in business and finance	NOC Skill Level A	64	20.4	21
11.	30	Professional occupations in nursing	NOC Skill Level A	53	26.6	21
12.	12	Administrative and financial supervisors and administrative occupations	NOC Skill Level B	51	19.1	21
13.	62	Retail sales supervisors and specialized sales occupations	NOC Skill Level B	50	20.3	21
14.	22	Technical occupations related to natural and applied sciences	NOC Skill Level B	49	19.7	21
15.	01	Senior managers - construction, transportation, production and utilities	NOC Skill Level A	48	26.8	21
16.	96	Labourers in processing, manufacturing and utilities	NOC Skill Level D	46	26.1	21
17.	66	Sales support occupations	NOC Skill Level D	44	20.7	21
18.	14	Office support occupations	NOC Skill Level C	42	24.5	21
19.	21	Professional occupations in natural and applied sciences	NOC Skill Level A	40	23.2	21
20.	31	Professional occupations in health (except nursing)	NOC Skill Level A	39	18.8	21
21.	06	Middle management occupations in retail and wholesale trade and customer services	NOC Skill Level A	37	18.3	21
22.	42	Paraprofessional occupations in legal, social, community and education services	NOC Skill Level B	32	22.9	21
23.	41	Professional occupations in law and social, community and government services	NOC Skill Level A	30	24.5	21
24.	84	Workers in natural resources, agriculture and related production	NOC Skill Level C	27	41.9	21
25.	34	Assisting occupations in support of health services	NOC Skill Level C	25	30.3	21
26.	74	Other installers, repairers and servicers and material handlers	NOC Skill Level C	23	18.7	21
27.	86	Harvesting, landscaping and natural resources labourers	NOC Skill Level D	22	24.8	21
					1 - 45 / 45	< >

MULTILINGUAL JOB POSTINGS BY THE NUMBERS

ACTIVE POSTINGS	NEW POSTINGS	COMPANIES	LANGUAGES
248	0	135	4

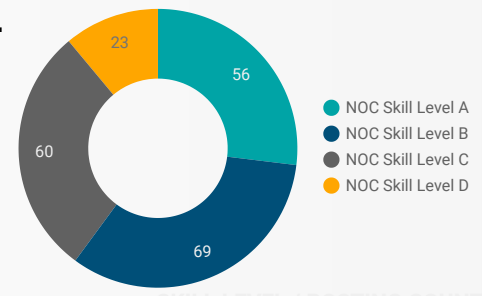
OF DAYS POSTED

AVERAGE	MEDIAN
16.6	21

MULTILINGUAL JOB POSTINGS BY SKILL LEVEL

What language skills are employers looking for by occupational skill level?

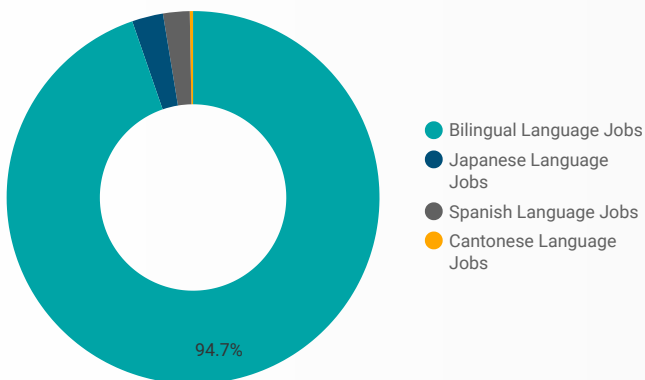
- 56 Skill Level A - Management/ Professional Occupations usually requiring University
- 69 Skill Level B - Usually college education or apprenticeship training
- 60 Skill Level C - Usually secondary education or occupation-specific training
- 23 Skill Level D - Usually on-the-job training



JOB LANGUAGE	NOC Skill Level A	NOC Skill Level B	NOC Skill Level C	NOC Skill Level D
French Language	51	64	53	22
Bilingual Language	2	2	6	
Spanish Language	2	1	1	1
Japanese Language		2		
Cantonese Language	1			

LANGUAGE SKILLS BREAKDOWN

Which kinds of language skills do employers seek?



LANGUAGES	POSTING COUNT
1. Bilingual Language Jobs	238
2. Spanish Language Jobs	5
3. Japanese Language Jobs	4
4. Cantonese Language Jobs	1

Post Date Timeline of this Month's Active Job Postings



LANGUAGE SKILLS BEING RECRUITED BY JOB CATEGORY

What language skills are sought by 1-Digit NOC?

BROAD OCCUPATIONAL CATEGORY	Bilingual Language...	Spanish Language...	Japanese Language...	Cantonese Language...	Grand total
Trades, transport and equipment operators ...	27	1			28
Sales and service occupations	46				46
Occupations in manufacturing and utilities	5				5
Occupations in education, law and social, c...	15				15
Natural resources, agriculture and related p...	5	2			7
Natural and applied sciences and related o...	8	2			10
Management occupations	9			1	10
Health occupations	70				70
Business, finance and administration occup...	15		2		17
Grand total	200	5	2	1	208

MULTILINGUAL JOB POSTINGS BY COMMUNITY

What language skills are sought by 4-Digit NOC?

	MUNICIPALITY	JOB LANGUAGES ▾	AVG POSTING LENGTH IN DAYS	MEDIAN POSTING LENGTH IN DAYS
1.	Chatham-Kent	147	23.7	21
2.	Chatham	40	22.2	21
3.	Wallaceburg	22	32.8	21
4.	Tilbury	11	21.0	21
5.	Blenheim	10	15.0	21
6.	Thamesville	4	71.0	71
7.	Dresden	3	13.0	13
8.	Bothwell	2	21.0	21
9.	Ridgetown	2	21.0	21
10.	Dover Centre	1		
11.	Wheatley	1		
12.	Pain Court	1	21.0	21
13.	Merlin	1	21.0	21
14.	Charing Cross	1	21.0	21
15.	Tupperville	1		
16.	Morpeth	1		

LANGUAGE DEMAND BY JOB

What language skills are sought by 4-Digit NOC?

4 DIGIT NOC NAME	POSTINGS
1. Registered nurses and registered psychiatric ...	31
2. Licensed practical nurses	20
3. Other customer and information services rep...	10
4. Retail salespersons	8
5. Home support workers, housekeepers and re...	7
6. Food counter attendants, kitchen helpers an...	6
7. Automotive service technicians, truck and bu...	5
8. Social and community service workers	5
9. Nurse aides, orderlies and patient service as...	4
10. Harvesting labourers	4
11. Industrial and manufacturing engineers	4
12. Construction trades helpers and labourers	3
13. General farm workers	3
14. Cooks	3
15. Transport truck drivers	2
16. Physiotherapists	2
17. Dispatchers	2
18. Security guards and related security service ...	2
19. Janitors, caretakers and building superintend...	2
20. Technical sales specialists - wholesale trade	2
21. Labourers in food and beverage processing	2
22. Retail and wholesale trade managers	2
23. Managers in health care	2
24. Food and beverage servers	2
25. Restaurant and food service managers	2
26. Bartenders	2
27. Light duty cleaners	2
28. Other financial officers	2
29. Construction millwrights and industrial mech...	2
30. Other medical technologists and technicians ...	2
31. Inspectors in public and environmental healt...	2
32. Supervisors, supply chain, tracking and sche...	2
1 - 83 / 83	< >

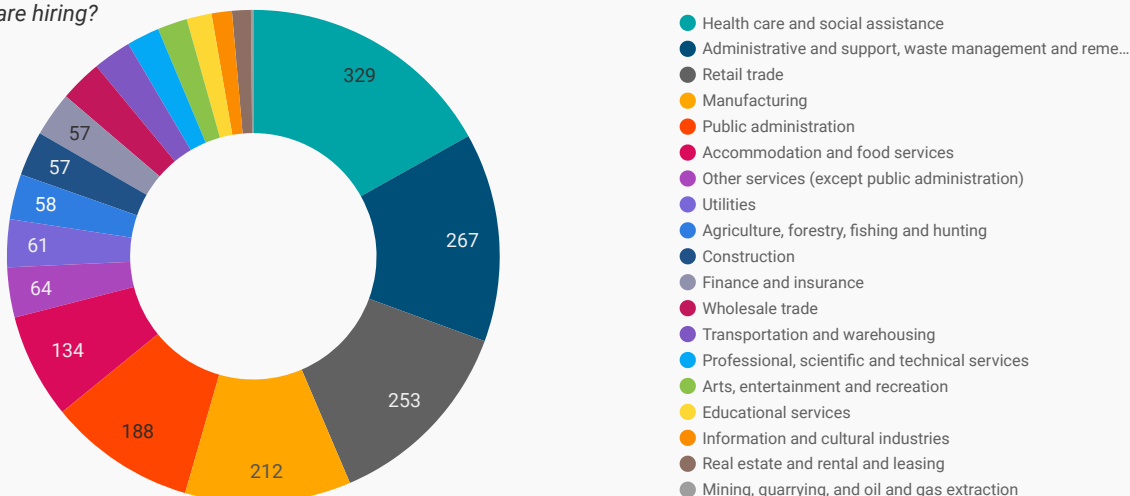
MULTILINGUAL HIRING EMPLOYERS

Which employers are seeking multilingual candidates?

COMPANY	POSTINGS
1. Chatham Kent Health Alliance	33
2. Victorian Order of Nurses / VON	18
3. Victoria Order Of Nurses	8
4. Core Services Inc	6
5. The Municipality of Chatham-Kent	4
6. Whyte's Foods Inc	4
7. Vitesco Technologies	4
8. Chatham-Kent, Municipality of	4
9. Franklin Terrazzo Company Inc.	4
10. Express Employment Professionals	3
11. 1 Source Design Ltd.	3
12. MAHLE, Inc	3
13. AGRIS Co-operative Ltd	3
14. The Garden On King	3
15. MAHLE Filter Systems Canada	3
16. Home and Community Care Support Services South West	3
17. 768308 Ontario Inc	2
18. Renaissance Personnel	2
19. Jiffy Lube Windsor	2
20. Various Ministries	2
21. Bayshore HealthCare	2
22. Confidential	2
23. Alzheimer Society Chatham-Kent (Behaviour Supports...	2
24. Little Caesars	2
25. Bridgingway Healthcare Solutions	2
26. Family Service Kent	2
27. Alzheimer Society Chatham-Kent (Behaviour Supports Ontario) (BSO CK)	2
28. St Angela's Meadow Retirement Home	2
29. LightHouse Dental	2
30. Enbridge Inc.	2
1 - 50 / 135	< >

TOP HIRING SECTORS BY 2-DIGIT NAICS CODE

What sectors are hiring?



	2-DIGIT NAICS LABEL	NAICS CODE	POSTING COUNT	AVG POSTING LENGTH IN DAYS	MEDIAN POSTING LENGTH IN DAYS
1.	Health care and social assistance	62	329	22.6	21
2.	Administrative and support, waste management and remediation services	56	267	20.2	21
3.	Retail trade	44-45	253	20.1	21
4.	Manufacturing	31-33	212	21.5	21
5.	Public administration	91	188	31.2	21
6.	Accommodation and food services	72	134	22.9	21
7.	Other services (except public administration)	81	64	22.1	21
8.	Utilities	22	61	17.5	21
9.	Agriculture, forestry, fishing and hunting	11	58	28.8	21
10.	Construction	23	57	21.4	21
11.	Finance and insurance	52	57	20.0	20
12.	Wholesale trade	41	54	30.2	21
13.	Transportation and warehousing	48-49	49	19.6	21
14.	Professional, scientific and technical services	54	42	19.4	21
15.	Arts, entertainment and recreation	71	38	27.6	21
16.	Educational services	61	32	14.3	16
17.	Information and cultural industries	51	26	19.1	21
18.	Real estate and rental and leasing	53	24	19.8	21
19.	Mining, quarrying, and oil and gas extraction	21	3	21.0	21

NOTE: NAICS code 56 includes Employment Agencies. Manufacturing includes codes 31-33, Retail Trade includes codes 44-45 and Transportation and Warehousing includes codes 48-49.

TOP HIRING SECTORS BY 3-DIGIT NAICS CODE

What sectors are hiring?

	3-DIGIT NAICS LABEL	NAICS CODE	POSTING COUNT ▾	AVG POSTING LENGTH IN DAYS	MEDIAN POSTING LENGTH IN DAYS
1.	Administrative and support services	561	255	20.4	21
2.	Local, municipal and regional public administration	913	167	28.9	21
3.	Ambulatory health care services	621	158	20.4	21
4.	Food services and drinking places	722	124	23.0	21
5.	Nursing and residential care facilities	623	76	22.5	21
6.	Hospitals	622	67	32.3	21
7.	Transportation equipment manufacturing	336	67	19.5	21
8.	Utilities	221	61	17.5	21
9.	Miscellaneous store retailers	453	52	24.0	21
10.	Professional, scientific and technical services	541	42	19.4	21
11.	Food manufacturing	311	42	21.0	21
12.	Crop production	111	42	31.4	21
13.	Building material and garden equipment and supplies dealers	444	41	16.8	20
14.	Food and beverage stores	445	35	19.4	14
15.	Educational services	611	32	14.3	16
16.	Credit intermediation and related activities	522	30	20.5	17.5
17.	Religious, grant-making, civic, and professional and similar organizations	813	30	22.9	21
18.	Motor vehicle and parts dealers	441	29	20.3	21
19.	Social assistance	624	28	18.8	21
20.	Gasoline stations	447	25	23.2	21
21.	Specialty trade contractors	238	25	17.7	20
22.	Amusement, gambling and recreation industries	713	21	31.7	21
23.	Construction of buildings	236	20	20.4	21
24.	Insurance carriers and related activities	524	20	20.1	17.5
25.	General merchandise stores	452	20	17.6	18
26.	Fabricated metal product manufacturing	332	20	23.5	21
27.	Health and personal care stores	446	19	18.7	14
28.	Miscellaneous manufacturing	339	19	21.0	21
29.	Personal and laundry services	812	17	21.0	21
30.	Repair and maintenance	811	17	21.3	21
31.	Non-store retailers	454	17	18.0	21

TOP HIRING SECTORS BY 4-DIGIT NAICS CODE

What sectors are hiring?

	4-DIGIT NAICS LABEL	NAICS CODE	POSTING COUNT ▾	AVG POSTING LENGTH IN DAYS	MEDIAN POSTING LENGTH IN DAYS
1.	Employment services	5613	191	19.2	21
2.	Other local, municipal and regional public administration	9139	163	29.2	21
3.	Full-service restaurants and limited-service eating places	7225	112	23.3	21
4.	Home health care services	6216	105	22.2	21
5.	General medical and surgical hospitals	6221	67	32.3	21
6.	Community care facilities for the elderly	6233	64	22.7	21
7.	Motor vehicle parts manufacturing	3363	59	20.0	21
8.	Natural gas distribution	2212	57	17.4	21
9.	Building material and supplies dealers	4441	38	16.9	20
10.	Services to buildings and dwellings	5617	33	24.3	21
11.	Grocery stores	4451	31	15.9	14
12.	Depository credit intermediation	5221	29	20.5	17.5
13.	Civic and social organizations	8134	27	23.1	21
14.	Gasoline stations	4471	25	23.2	21
15.	Other food manufacturing	3119	25	23.9	21
16.	Individual and family services	6241	24	18.9	21
17.	Greenhouse, nursery and floriculture production	1114	23	21.6	21
18.	Other miscellaneous store retailers	4539	22	28.1	21
19.	Business support services	5614	22	22.5	21
20.	Elementary and secondary schools	6111	21	13.8	17
21.	Agencies, brokerages and other insurance related activities	5242	20	20.1	17.5
22.	Health and personal care stores	4461	19	18.7	14
23.	Office supplies, stationery and gift stores	4532	18	20.7	21
24.	Other amusement and recreation industries	7139	18	32.8	25
25.	Machine shops, turned product, and screw, nut and bolt manufacturing	3327	17	23.8	21
26.	Other miscellaneous manufacturing	3399	17	21.0	21
27.	Heritage institutions	7121	16	20.5	21
28.	Automobile dealers	4411	16	21.0	21
29.	Other crop farming	1119	16	52.3	33
30.	Fruit and vegetable preserving and specialty food manufacturing	3114	15	16.0	14
31.	Accounting, tax preparation, bookkeeping and payroll services	5412	15	19.5	21
					1 - 50 / 164 < >

TOP HIRING SECTORS BY 5-DIGIT NAICS CODE

What sectors are hiring?

	5-DIGIT NAICS LABEL	NAICS CODE	POSTING COUNT ▾	AVG POSTING LENGTH IN DAYS	MEDIAN POSTING LENGTH IN DAYS
1.	Employment placement agencies and executive search services	56131	191	19.2	21
2.	Other local, municipal and regional public administration	91391	163	29.2	21
3.	Full-service restaurants and limited-service eating places	72251	112	23.3	21
4.	Home health care services	62161	105	22.2	21
5.	General medical and surgical hospitals	62211	67	32.3	21
6.	Community care facilities for the elderly	62331	64	22.7	21
7.	Natural gas distribution	22121	57	17.4	21
8.	Other building material dealers	44419	30	17.3	20
9.	Civic and social organizations	81341	27	23.1	21
10.	Supermarkets and other grocery (except convenience) stores	44511	25	16.3	14
11.	Banking	52211	24	21.6	21
12.	All other food manufacturing	31199	24	24.1	21
13.	Gasoline stations with convenience stores	44711	23	23.2	21
14.	Food crops grown under cover	11141	22	21.0	21
15.	Elementary and secondary schools	61111	21	13.8	17
16.	All other miscellaneous store retailers	45399	21	28.6	21
17.	Pharmacies and drug stores	44611	18	18.6	14
18.	Office supplies and stationery stores	45321	18	20.7	21
19.	Machine shops	33271	17	23.8	21
20.	All other crop farming	11199	16	52.3	33
21.	Other business support services	56149	16	18.1	21
22.	All other miscellaneous manufacturing	33999	16	21.0	21
23.	Nature parks and other similar institutions	71219	15	21.1	21
24.	All other information services	51919	15	17.5	21
25.	Insurance agencies and brokerages	52421	15	18.0	11.5
26.	Frozen food manufacturing	31141	15	16.0	14
27.	Motor vehicle gasoline engine and engine parts manufacturing	33631	15		
28.	Accounting, tax preparation, bookkeeping and payroll services	54121	15	19.5	21
29.	New car dealers	44111	14	21.0	21
30.	Other motor vehicle parts manufacturing	33639	14	20.1	21
31.	Landscaping services	56173	13	30.6	21

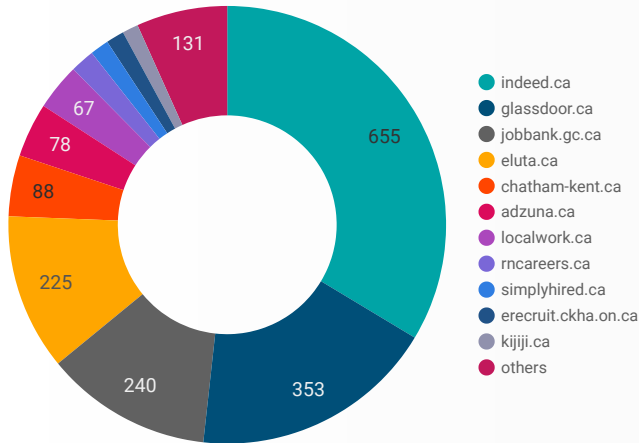
TOP HIRING SECTORS BY 6-DIGIT NAICS CODE

What sectors are hiring?

	6-DIGIT NAICS LABEL	NAICS CODE	POSTING COUNT ▼	AVG POSTING LENGTH IN DAYS	MEDIAN POSTING LENGTH IN DAYS
1.	Employment placement agencies and executive search services	561310	191	19.2	21
2.	Other local, municipal and regional public administration	913910	163	29.2	21
3.	Home health care services	621610	105	22.2	21
4.	Limited-service eating places	722512	94	24.2	21
5.	General (except paediatric) hospitals	622111	67	32.3	21
6.	Community care facilities for the elderly	623310	64	22.7	21
7.	Natural gas distribution	221210	57	17.4	21
8.	Other building material dealers	444190	30	17.3	20
9.	Civic and social organizations	813410	27	23.1	21
10.	Supermarkets and other grocery (except convenience) stores	445110	25	16.3	14
11.	Personal and commercial banking industry	522111	24	21.6	21
12.	All other food manufacturing	311990	24	24.1	21
13.	Gasoline stations with convenience stores	447110	23	23.2	21
14.	Elementary and secondary schools	611110	21	13.8	17
15.	Office supplies and stationery stores	453210	18	20.7	21
16.	Full-service restaurants	722511	18	18.5	21
17.	Pharmacies and drug stores	446110	18	18.6	14
18.	Machine shops	332710	17	23.8	21
19.	Other food crops grown under cover	111419	16	20.1	21
20.	All other miscellaneous manufacturing	339990	16	21.0	21
21.	Other business support services	561490	16	18.1	21
22.	All other miscellaneous store retailers (except beer and wine-making supplies stores)	453999	16	29.8	21
23.	Nature parks and other similar institutions	712190	15	21.1	21
24.	Insurance agencies and brokerages	524210	15	18.0	11.5
25.	All other miscellaneous crop farming	111999	15	52.3	33
26.	Frozen food manufacturing	311410	15	16.0	14
27.	Motor vehicle gasoline engine and engine parts manufacturing	336310	15		
28.	All other information services	519190	15	17.5	21
29.	Other motor vehicle parts manufacturing	336390	14	20.1	21
30.	Offices of accountants	541212	14	18.9	21

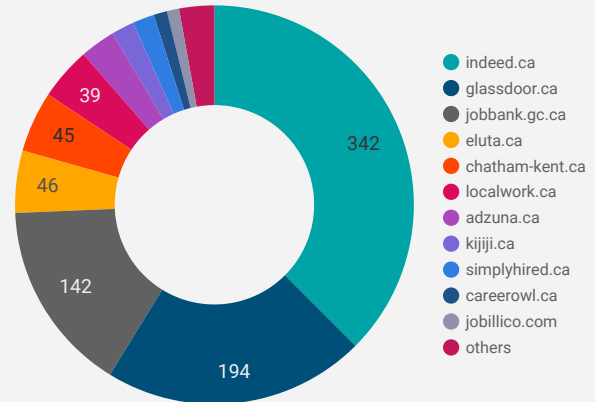
JOB POSTINGS BY JOB BOARD

What share of unique job postings appear on each job board?



COMPANIES BY JOB BOARD

What share of unique job postings appear on each job board?



JOB POSTING DETAILS BY JOB BOARD

How does job posting activity differ by job board?

	JOB BOARD	POSTING COUNT ▾	AVG POSTING LENGTH IN DAYS	MEDIAN POSTING LENGTH IN DAYS	# OF COMPANIES
1.	indeed.ca	655	20.3	21	342
2.	glassdoor.ca	353	20.8	21	194
3.	jobbank.gc.ca	240	31.5	22	142
4.	eluta.ca	225	20.8	21	46
5.	chatham-kent.ca	88	26.7	21	45
6.	adzuna.ca	78	14.0	14	26
7.	localwork.ca	67	16.8	11	39
8.	rncareers.ca	35	28.5	25	4
9.	simplyhired.ca	27	21.0	21	16
10.	erecruit.ckha.on.ca	26	78.8	36	1
11.	kijiji.ca	23	15.0	15	17
12.	chatham-kent.njoyn.com	19	76.9	84	1
13.	jobillico.com	17	15.1	15	9
14.	careerowl.ca	13			10
15.	careerarc.com	12	36.8	27	2
16.	careerbuilder.ca	11			3
17.	goodwillindustries.ca	11			1
18.	enbridge.wd3.myworkdayjobs.com	11	11.4	11	1