



JOB DEMAND REPORT

APRIL 2023

HIGHLIGHTS

JOB POSTINGS BY THE NUMBERS

POSTING COUNT	NEW THIS MONTH	COMPANIES	JOB BOARDS
1,665	959	600	27

OF DAYS POSTED

AVERAGE	MEDIAN
21.6	21

REPORT BUILDER

The default filter selection below will show all job demand data for the month. You can use the filters to create a customized report for the purpose of understanding a subset of the data.

OCCUPATION FILTERS

SKILL TYPE NAME / 1-DIGIT NOC	▼
MAJOR GROUP / 2-DIGIT NOC	▼
MINOR GROUP / 3-DIGIT NOC	▼
UNIT GROUP / 4-DIGIT NOC	▼
SKILL LEVEL	▼
JOB TYPE	▼
JOB DURATION	▼
ADDITIONAL LANGUAGE	▼
SPECIFIC JOB TAGS	▼

INDUSTRY/SECTOR FILTERS

HIRING SECTOR BY 2-DIGIT NAICS CODE	▼
HIRING SECTOR BY 3-DIGIT NAICS CODE	▼
HIRING SECTOR BY 4-DIGIT NAICS CODE	▼
HIRING SECTOR BY 5-DIGIT NAICS CODE	▼
HIRING SECTOR BY 6-DIGIT NAICS CODE	▼

OTHER FILTERS

JOB BOARD	▼
-----------	---

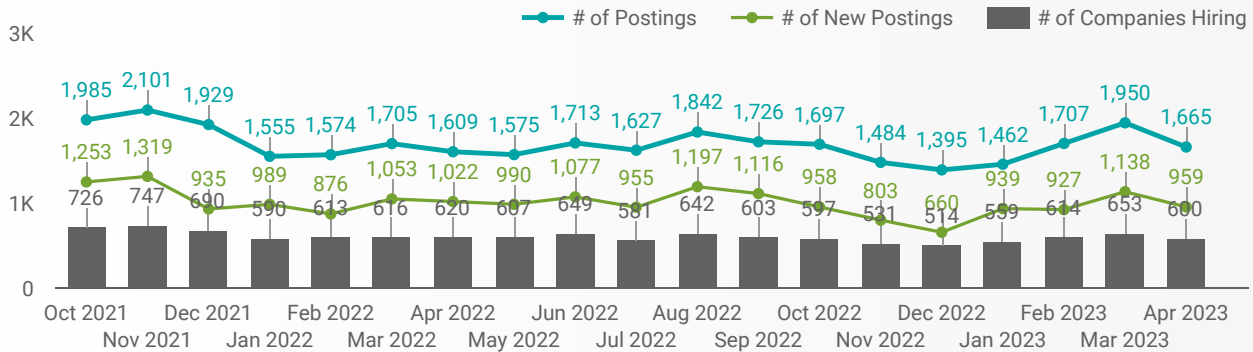
NOC = National Occupation Classification | NAICS = North American Industry Classification System

Source:

Job posting data collected by the chathamkentjobs.com from job boards and employer websites who recruit candidates in the Municipality of Chatham-Kent.

JOB POSTINGS BY MONTH FOR CHATHAM-KENT

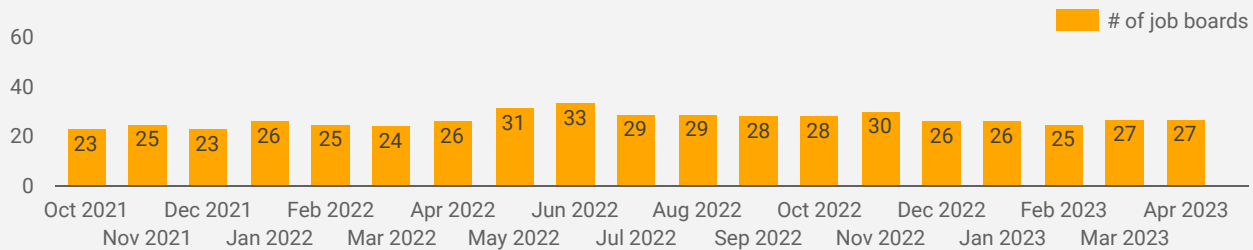
How many job postings were active for at least 1 day this month?



NOTE: This graph cannot be filtered using the controls on the cover page

NUMBER OF ACTIVE JOB BOARDS

How many job postings were active for at least 1 day this month on these job boards?



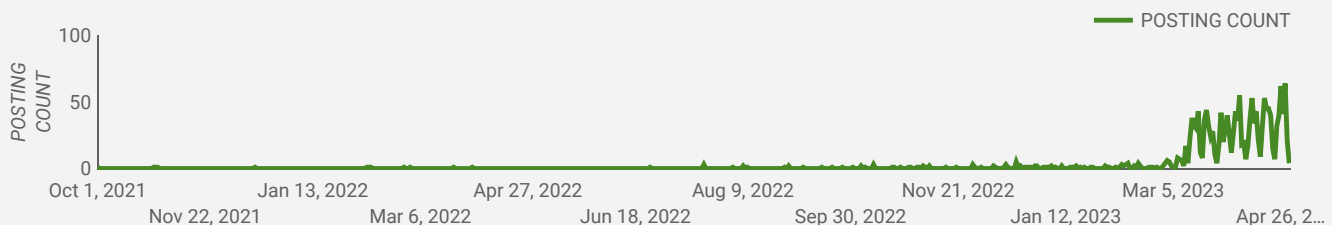
AVG & MEDIAN POSTING LENGTH BY DAYS

How long are employers having to recruit for to find candidates to fill their job vacancies?



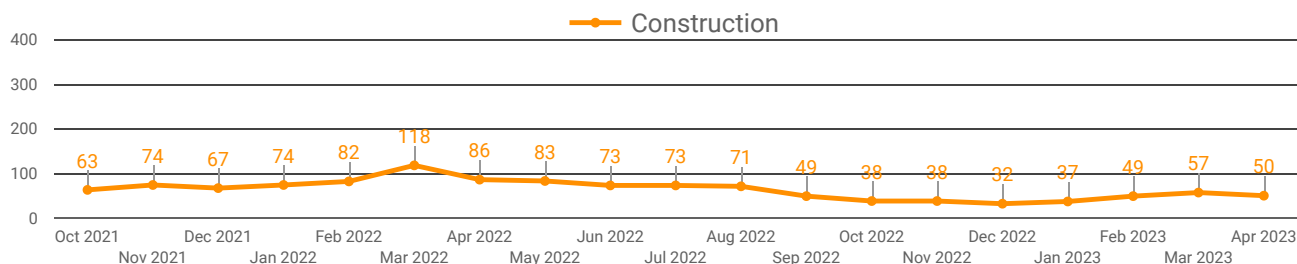
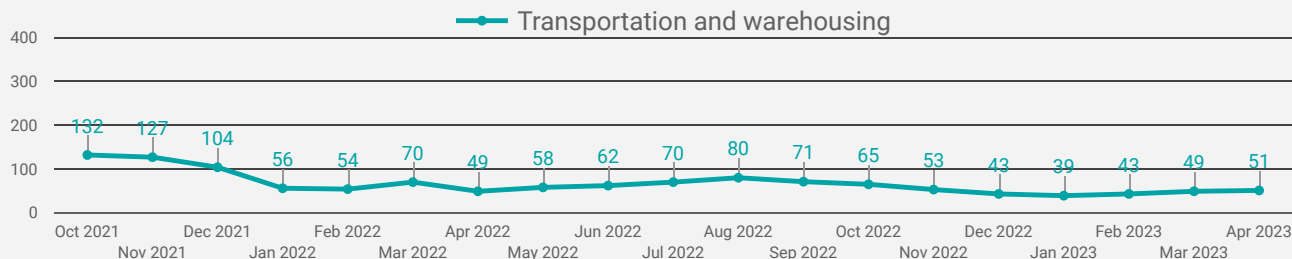
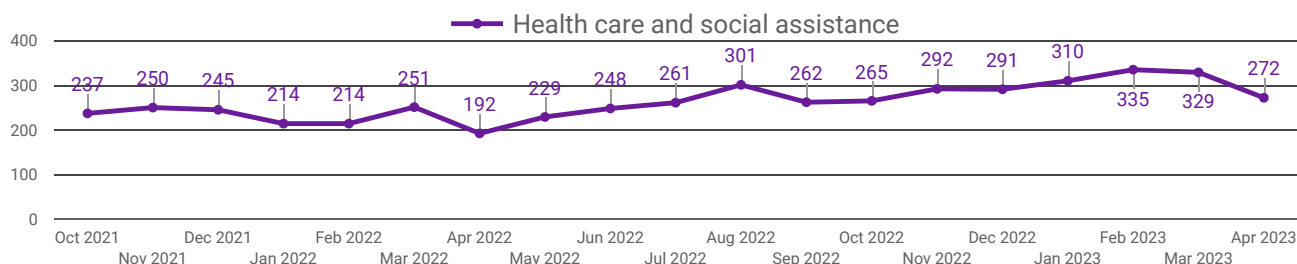
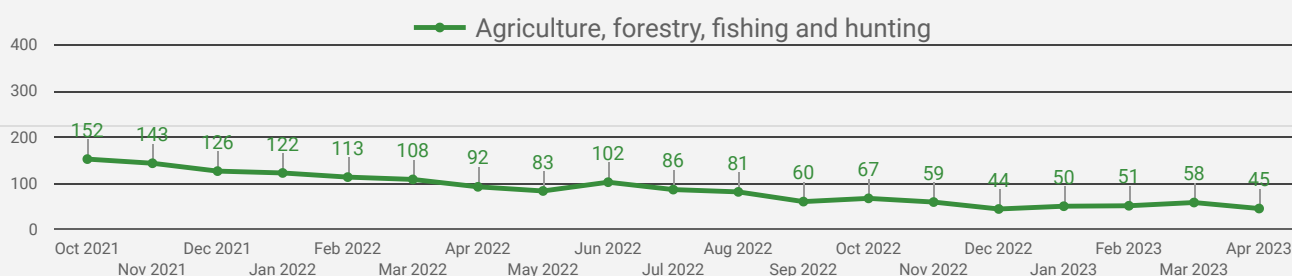
POST DATE TIMELINE FOR THIS MONTH'S ACTIVE JOB POSTINGS

How many job postings were active for at least 1 day this month?



DEMAND BY KEY SECTOR FOR CHATHAM-KENT

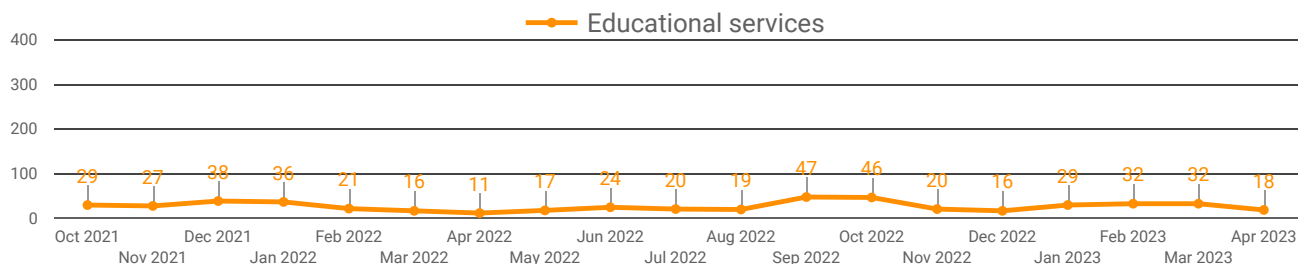
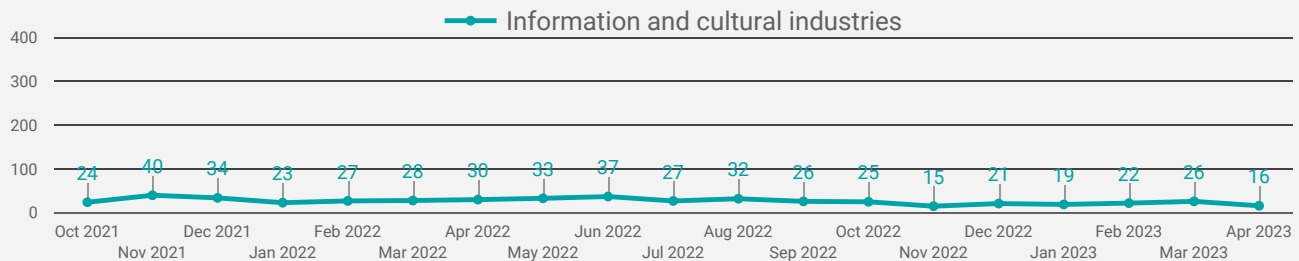
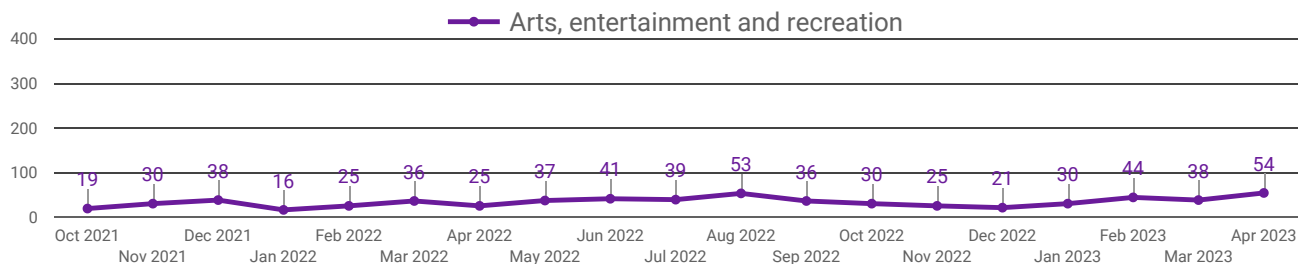
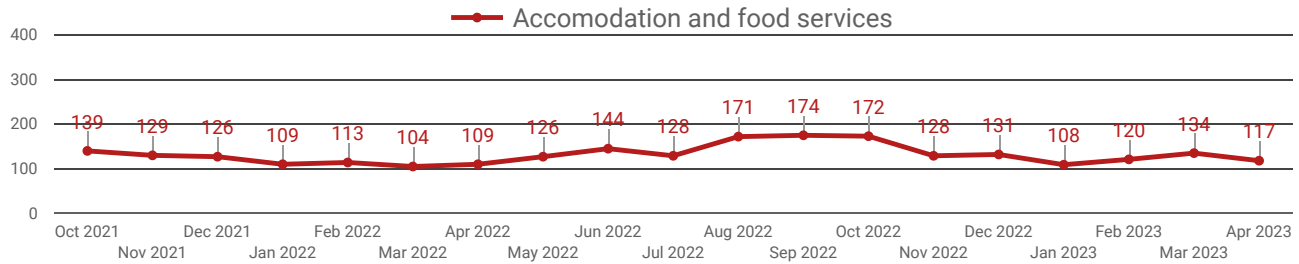
How many job postings were active for at least 1 day this month by sector?



NOTE: This graph cannot be filtered using the controls on the cover page

DEMAND BY IMPACTED SECTOR FOR CHATHAM-KENT

How many job postings were active for at least 1 day this month by sector?



NOTE: This graph cannot be filtered using the controls on the cover page

JOB POSTINGS BY COMMUNITY

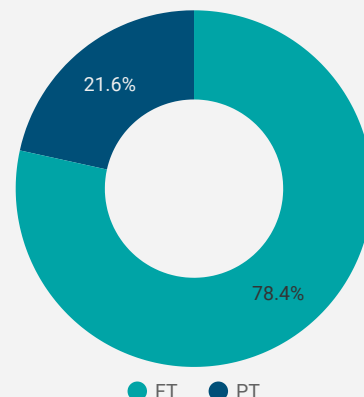
How many job postings were active for at least 1 day this month?

	COMMUNITY	POSTING COUNT	AVG POSTING LENGTH IN DAYS	MEDIAN POSTING LENGTH IN DAYS
1.	Chatham-Kent	773	19.7	21
2.	Chatham	369	23.9	17
3.	Blenheim	122	21.4	21
4.	Tilbury	104	20.9	21
5.	Wallaceburg	96	26.6	21
6.	Ridgetown	67	16.8	21
7.	Dresden	47	20.0	21
8.	Wheatley	34	39.0	21
9.	Thamesville	14	20.8	21
10.	Morpeth	6	19.0	21
11.	Troy	5	21.0	21
12.	Bothwell	5	21.0	21
13.	Charing Cross	4		
14.	Pain Court	4	19.8	21
15.	Dover Centre	4	21.0	21
16.	Merlin	3	121.0	121
17.	Erieau	2		
18.	Kent Bridge	2	26.0	26
19.	Port Alma	1		

1 - 22 / 22

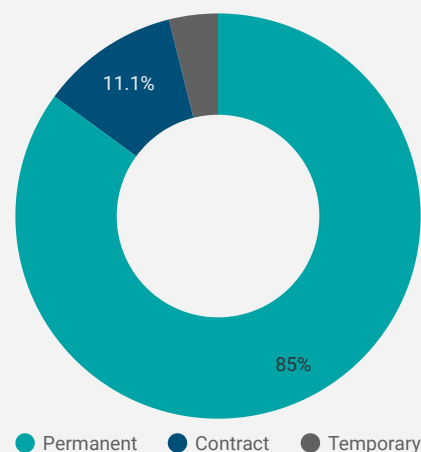
JOB TYPE

Full-time vs Part-time



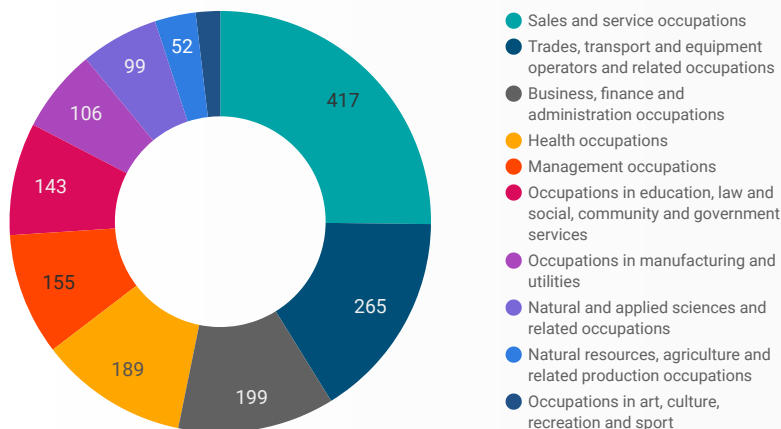
JOB DURATION

Permanency of jobs posted



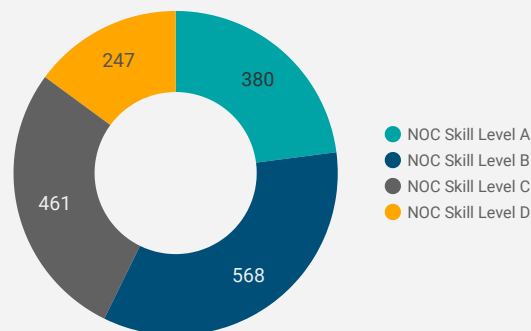
JOB POSTINGS BY JOB CATEGORY

What broad occupational category is being recruited?



JOB POSTINGS BY SKILL LEVEL

What education do occupations typically require?



Skill Level A = Usually University education | Skill Level B = Usually College education or Apprenticeship training | Skill Level C = Usually Secondary education or occupation-specific training | Skill Level D = Usually on-the-job training

TOP HIRING EMPLOYERS & AGENCIES

Who is hiring?


	COMPANY	COMMUNITY	POSTINGS COUNT	AVG POSTING LENGTH IN DAYS	MEDIAN POSTING LENGTH IN DAYS
1.	Chatham-Kent, Municipality of	Chatham-Kent	58	21.0	21
2.	Chatham Kent Health Alliance	Chatham-Kent	50	34.9	21
3.	Canadian Executive Search Group Inc.	Chatham-Kent	47	20.5	21
4.	Enbridge Inc.	Chatham	39	11.5	12
5.	The Municipality of Chatham-Kent	Chatham-Kent	29	20.8	21
6.	Chatham-Kent, Municipality of	Chatham	23	21.0	21
7.	Cascades Casino	Chatham-Kent	23	11.2	9
8.	Victorian Order of Nurses / VON	Chatham	22	12.3	14
9.	Pilot Company	Tilbury	18	23.2	21
10.	Cavendish Farms	Wheatley	15	85.2	90
11.	Enbridge Inc.	Chatham-Kent	14	14.3	14
12.	Revera	Ridgetown	14	16.1	14
13.	Renaissance Personnel	Chatham	14	23.4	28
14.	The Best Connection	Chatham-Kent	13	7.0	7
15.	Conagra Brands, Inc.	Dresden	13	18.0	19
16.	Linck Child, Youth and Family Supports	Chatham-Kent	12	6.2	4
17.	Victorian Order of Nurses / VON	Chatham-Kent	12	23.3	24
18.	Revera	Blenheim	12	15.8	14
19.	Home Depot Canada	Chatham	10	7.9	8
20.	Victoria Order Of Nurses	Chatham	10	79.0	79
21.	Goodwill Industries	Chatham	10	null	null
22.	Martinrea International Inc.	Ridgetown	9	21.0	21
23.	Vitesco Technologies Group AG	Chatham-Kent	9	21.0	21
24.	Woodbridge Foam Corporation	Blenheim	9	21.0	21
25.	Tim Hortons	Chatham-Kent	9	17.7	21
26.	Bell Canada	Chatham-Kent	8	12.7	14
27.	MAHLE, Inc	Tilbury	8	null	null
28.	MSSC Canada Inc.	Chatham-Kent	8	21.0	21
29.	Canadian Executive Search Group Inc.	Ridgetown	8	8.0	6
30.	Whyte's Foods Inc	Wallaceburg	8	21.0	21
31.	UPS Canada	Chatham	8	21.0	21

TOP HOURLY WAGES IN JOB POSTINGS

What are employers willing to pay to find the perfect candidate?

of Minimum Wage Jobs

88












	JOB TITLE	COMPANY	LOCATION	HOURLY WAGE ▾
1.	Pharmacist Needed For Travel Opportunity	RPI Consulting Group	Chatham	70 
2.	Nurse Practitioner	Chatham-Kent Community Health Centres	Chatham-Kent	67 
3.	Rn - Registered Nurse	Bridgingway Healthcare Solutions	Wallaceburg	65 
4.	Pharmacist	Randstad	Chatham	60 
5.	Relief Pharmacist	RPI Consulting Group	Chatham	60 
6.	Pharmacist/pharmacy Manager	Richmond Pharmacy	Chatham-Kent	60 
7.	Registered Nurse (rn) - Chatham Kent	Plan A Sarnia Chatham	Chatham-Kent	57 
8.	Relief Pharmacist	RPI Consulting Group	Chatham-Kent	55 
9.	Experienced Licenced Automotive Mechanic Chatham Honda	Chatham Honda	Chatham-Kent	53 
10.	Rpn Registered Practical Nurse	Bridgingway Healthcare Solutions	Wallaceburg	50 
11.	Network Administrator	The Municipality of Chatham-Kent	Chatham-Kent	48 
12.	Department Head, Secondary	Canada Albion Co. Ltd	Wallaceburg	47 

1 - 100 / 435



TOP SALARIES IN JOB POSTINGS

What are employers willing to pay to find the perfect candidate?

	JOB TITLE	COMPANY	LOCATION	ANNUAL SALARY ▾
1.	Sales Representative	Reliance Home Comfort	Chatham	150,000 
2.	Real Estate Sales Representative	Royal LePage Real Estate	Chatham-Kent	150,000 
3.	Outside Sales Representative	Reliance Home Comfort	Chatham-Kent	150,000 
4.	Sales Advisor	Reliance Home Comfort	Chatham	150,000 
5.	Manager, Corporate Communications	The Municipality of Chatham-Kent	Chatham-Kent	125,173 
6.	Outside Sales Representative	Tytan Glove & Safety Inc.	Chatham-Kent	123,326 
7.	Contract-controllerÂ 120k	Canadian Executive Search Group Inc.	Chatham-Kent	120,000 
8.	Renewable Natural Gas Plant Manager	Waste Connections of Canada	Chatham-Kent	120,000 
9.	Sales Consultant - Tilbury	Oliveira Equipment	Tilbury	120,000 
10.	Controller \$120k (contract)	Canadian Executive Search Group Inc.	Chatham-Kent	120,000 
11.	Controller \$120k (contract)	Canadian Executive Search Group Inc.	Chatham-Kent	120,000 

1 - 100 / 507

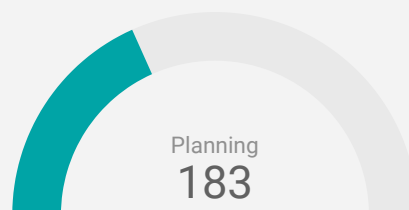
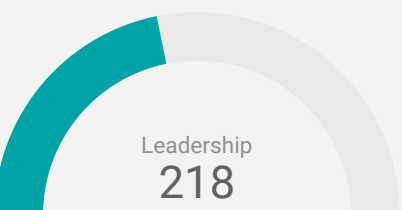
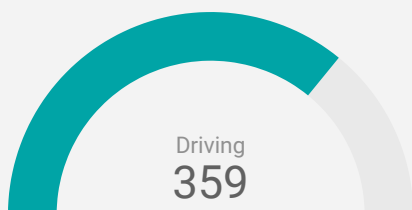
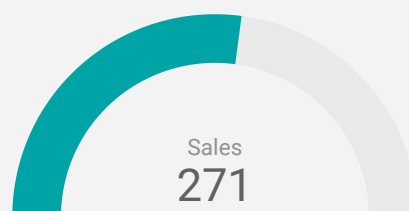
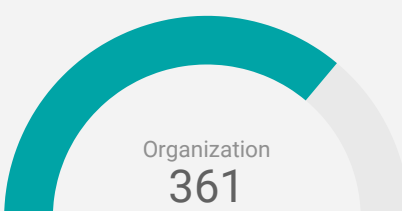
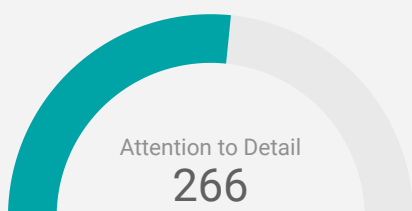
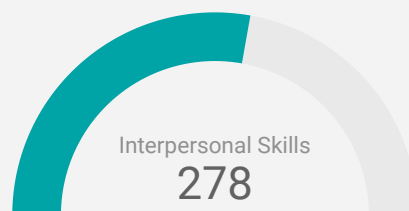
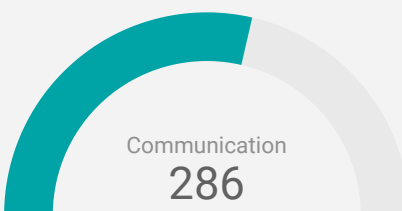
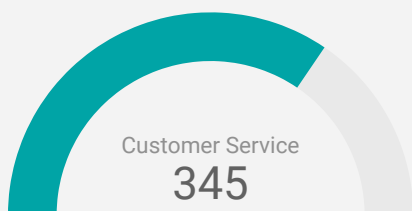


TOP IN-DEMAND SKILLS

How many times were these skills found in job postings?

ACTIVE JOB POSTINGS THIS MONTH

1,665



KEY JOB REQUIREMENTS

How often are these requirements desired in job postings?

ACTIVE JOB POSTINGS THIS MONTH

1,665



Driver's License
38



First Aid
135



Regular Access to a Vehicle
124



Criminal Record Check
138



Microsoft Office
136



Food Safety
36

TOP OCCUPATIONS BY SKILL, FREQUENCY & DURATION

What jobs are in-demand and/or hard to fill?

	4 DIGIT NOC	4 DIGIT NOC NAME	SKILL LEVEL	POSTING COUNT	AVG POSTING LENGTH IN DAYS	MEDIAN POSTING LENGTH IN DAYS
1.	6711	Food counter attendants, kitchen helpers and related support occupations	NOC Skill Level D	61	25.9	21
2.	4412	Home support workers, housekeepers and related occupations	NOC Skill Level C	59	16.7	21
3.	6421	Retail salespersons	NOC Skill Level C	58	18.8	21
4.	9619	Other labourers in processing, manufacturing and utilities	NOC Skill Level D	55	19.1	21
5.	3012	Registered nurses and registered psychiatric nurses	NOC Skill Level A	50	26.2	21
6.	6552	Other customer and information services representatives	NOC Skill Level C	39	18.2	21
7.	7511	Transport truck drivers	NOC Skill Level C	39	20.6	21
8.	3233	Licensed practical nurses	NOC Skill Level B	37	21.9	18
9.	4212	Social and community service workers	NOC Skill Level B	36	10.1	4
10.	6322	Cooks	NOC Skill Level B	34	18.3	21
11.	7311	Construction millwrights and industrial mechanics	NOC Skill Level B	31	33.9	21
12.	8431	General farm workers	NOC Skill Level C	23	25.0	21
13.	6311	Food service supervisors	NOC Skill Level B	22	99.0	53.5
14.	5254	Program leaders and instructors in recreation, sport and fitness	NOC Skill Level B	21	11.7	11
15.	1241	Administrative assistants	NOC Skill Level B	20	14.6	14
16.	1114	Other financial officers	NOC Skill Level A	20	21.8	21
17.	7321	Automotive service technicians, truck and bus mechanics and mechanical repairers	NOC Skill Level B	19	22.3	21
18.	6611	Cashiers	NOC Skill Level D	18	30.6	21
19.	3414	Other assisting occupations in support of health services	NOC Skill Level C	18	15.7	14
20.	2171	Information systems analysts and consultants	NOC Skill Level A	17	13.7	14
21.	0621	Retail and wholesale trade managers	NOC Skill Level A	15	21.0	21
22.	7514	Delivery and courier service drivers	NOC Skill Level C	14	11.4	15
23.	7452	Material handlers	NOC Skill Level C	14	18.6	21
24.	0111	Financial managers	NOC Skill Level A	14	19.0	21
25.	6211	Retail sales supervisors	NOC Skill Level B	14	23.8	21.5
26.	1215	Supervisors, supply chain, tracking and scheduling co-ordination occupations	NOC Skill Level B	14	25.9	21
27.	0211	Engineering managers	NOC Skill Level A	14	15.5	17
28.	7611	Construction trades helpers and labourers	NOC Skill Level D	13	19.6	21
29.	0125	Other business services managers	NOC Skill Level A	12	14.7	14

JOB POSTINGS BY 3-DIGIT NATIONAL OCCUPATION CLASSIFICATION

What jobs are hard to fill and/or in-demand?

	3 DIGIT NOC	3 DIGIT NOC NAME	SKILL LEVEL	POSTING COUNT ▾	AVG POSTING LENGTH IN DAYS	MEDIAN POSTING LENGTH IN DAYS
1.	961	Labourers in processing, manufacturing and utilities	NOC Skill Level D	69	19.1	21
2.	671	Food counter attendants, kitchen helpers and related support occupations	NOC Skill Level D	61	25.9	21
3.	441	Home care providers and educational support occupations	NOC Skill Level C	59	16.7	21
4.	642	Retail salespersons	NOC Skill Level C	58	18.8	21
5.	751	Motor vehicle and transit drivers	NOC Skill Level C	57	18.2	21
6.	301	Professional occupations in nursing	NOC Skill Level A	55	25.7	21
7.	421	Paraprofessional occupations in legal, social, community and education services	NOC Skill Level B	46	33.7	13
8.	731	Machinery and transportation equipment mechanics (except motor vehicles)	NOC Skill Level B	43	36.7	21
9.	323	Other technical occupations in health care	NOC Skill Level B	42	22.2	21
10.	632	Chefs and cooks	NOC Skill Level B	41	23.6	21
11.	655	Customer and information services representatives	NOC Skill Level C	40	18.3	21
12.	111	Auditors, accountants and investment professionals	NOC Skill Level A	35	19.4	21
13.	341	Assisting occupations in support of health services	NOC Skill Level C	33	17.2	21
14.	122	Administrative and regulatory occupations	NOC Skill Level B	29	17.4	21
15.	843	Agriculture and horticulture workers	NOC Skill Level C	28	24.0	21
16.	662	Other sales support and related occupations	NOC Skill Level D	28	20.1	21
17.	673	Cleaners	NOC Skill Level D	28	20.3	21
18.	124	Office administrative assistants - general, legal and medical	NOC Skill Level B	27	16.5	21
19.	631	Service supervisors	NOC Skill Level B	26	73.0	21
20.	651	Occupations in food and beverage service	NOC Skill Level C	25	14.9	15
21.	011	Senior managers - construction, transportation, production and utilities	NOC Skill Level A	25	21.1	21
22.	525	Athletes, coaches, referees and related occupations	NOC Skill Level B	24	13.7	11
23.	724	Electrical trades and electrical power line and telecommunications workers	NOC Skill Level B	24	31.7	21
24.	001	Legislators and senior management	NOC Skill Level A	22	15.6	20
25.	732	Automotive service technicians	NOC Skill Level B	21	22.2	21
26.	217	Computer and information systems professionals	NOC Skill Level A	21	14.7	14
27.	222	Technical occupations in life sciences	NOC Skill Level B	19	19.8	21
28.	021	Managers in engineering, architecture, science and information systems	NOC Skill Level A	19	17.8	21

JOB POSTINGS BY 2-DIGIT NATIONAL OCCUPATION CLASSIFICATION

What jobs are hard to fill and/or in-demand?

	2 DIGIT NOC	2 DIGIT NOC NAME	SKILL LEVEL	POSTING COUNT ▾	AVG POSTING LENGTH IN DAYS	MEDIAN POSTING LENGTH IN DAYS
1.	67	Service support and other service occupations, n.e.c.	NOC Skill Level D	95	23.9	21
2.	63	Service supervisors and specialized service occupations	NOC Skill Level B	86	32.9	21
3.	65	Service representatives and other customer and personal services occupations	NOC Skill Level C	84	16.8	21
4.	73	Maintenance and equipment operation trades	NOC Skill Level B	84	28.5	21
5.	75	Transport and heavy equipment operation and related maintenance occupations	NOC Skill Level C	74	18.6	21
6.	12	Administrative and financial supervisors and administrative occupations	NOC Skill Level B	72	19.5	21
7.	96	Labourers in processing, manufacturing and utilities	NOC Skill Level D	69	19.1	21
8.	64	Sales representatives and salespersons - wholesale and retail trade	NOC Skill Level C	66	18.2	21
9.	32	Technical occupations in health	NOC Skill Level B	61	21.6	21
10.	72	Industrial, electrical and construction trades	NOC Skill Level B	59	27.3	21
11.	44	Care providers and educational, legal and public protection support occupations	NOC Skill Level C	59	16.7	21
12.	22	Technical occupations related to natural and applied sciences	NOC Skill Level B	56	19.8	21
13.	30	Professional occupations in nursing	NOC Skill Level A	55	25.7	21
14.	11	Professional occupations in business and finance	NOC Skill Level A	49	19.4	21
15.	42	Paraprofessional occupations in legal, social, community and education services	NOC Skill Level B	46	33.7	13
16.	66	Sales support occupations	NOC Skill Level D	46	24.0	21
17.	21	Professional occupations in natural and applied sciences	NOC Skill Level A	43	15.2	14
18.	01	Senior managers - construction, transportation, production and utilities	NOC Skill Level A	42	18.4	21
19.	14	Office support occupations	NOC Skill Level C	41	24.2	21
20.	31	Professional occupations in health (except nursing)	NOC Skill Level A	40	21.9	21
21.	62	Retail sales supervisors and specialized sales occupations	NOC Skill Level B	40	19.1	21
22.	34	Assisting occupations in support of health services	NOC Skill Level C	33	17.2	21
23.	06	Middle management occupations in retail and wholesale trade and customer services	NOC Skill Level A	32	23.0	21
24.	41	Professional occupations in law and social, community and government services	NOC Skill Level A	31	17.1	21
25.	52	Technical occupations in art, culture, recreation and sport	NOC Skill Level B	29	14.5	13
26.	84	Workers in natural resources, agriculture and related production	NOC Skill Level C	28	24.0	21
27.	74	Other installers, repairers and servicers and material handlers	NOC Skill Level C	27	20.4	21
					1 - 44 / 44	< >

MULTILINGUAL JOB POSTINGS BY THE NUMBERS

ACTIVE POSTINGS	NEW POSTINGS	COMPANIES	LANGUAGES
175	0	98	5

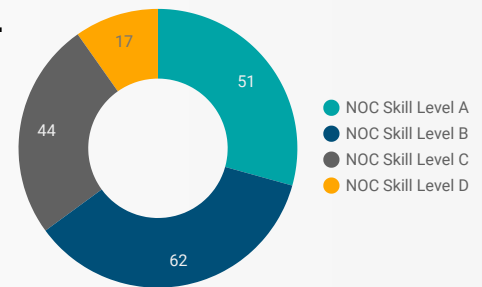
OF DAYS POSTED

AVERAGE	MEDIAN
15.7	21

MULTILINGUAL JOB POSTINGS BY SKILL LEVEL

What language skills are employers looking for by occupational skill level?

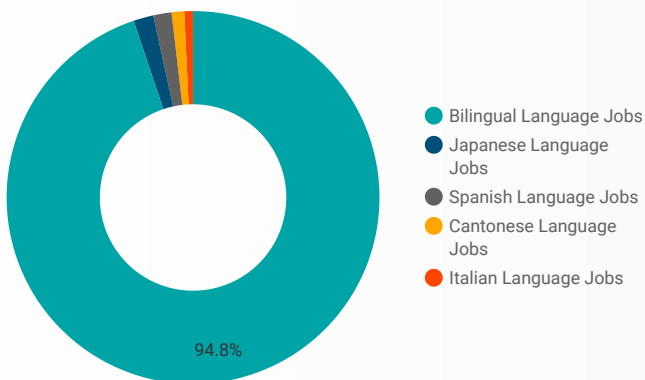
- 51 Skill Level A - Management/ Professional Occupations usually requiring University
- 62 Skill Level B - Usually college education or apprenticeship training
- 44 Skill Level C - Usually secondary education or occupation-specific training
- 17 Skill Level D - Usually on-the-job training



JOB LANGUAGE	NOC Skill Level A	NOC Skill Level B	NOC Skill Level C	NOC Skill Level D
French Language	44	55	40	16
Bilingual Language	4	3	3	
Japanese Language	2	2		
Spanish Language		2		1
Italian Language	1			
Cantonese Language			1	

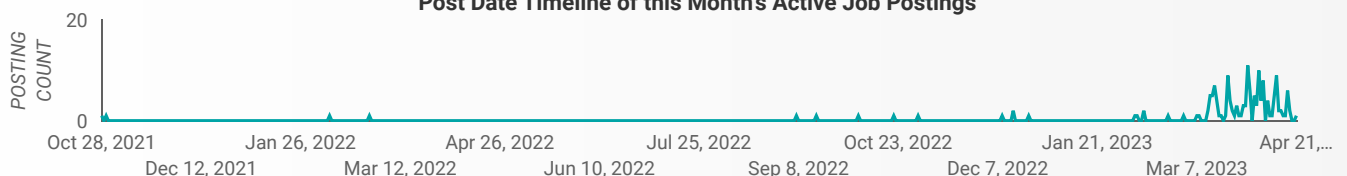
LANGUAGE SKILLS BREAKDOWN

Which kinds of language skills do employers seek?



LANGUAGES	POSTING COUNT
1. Bilingual Language Jobs	166
2. Japanese Language Jobs	4
3. Spanish Language Jobs	3
4. Cantonese Language Jobs	1
5. Italian Language Jobs	1

Post Date Timeline of this Month's Active Job Postings



LANGUAGE SKILLS BEING RECRUITED BY JOB CATEGORY

What language skills are sought by 1-Digit NOC?

BROAD OCCUPATIONAL CATEGORY	Bilingual Lan...	Japanese L...	Spanish Lan...	Italian Lang...	Cantonese L...	Grand total
Trades, transport and equipment operators ...	22		1			23
Sales and service occupations	32				1	33
Occupations in manufacturing and utilities	7					7
Occupations in education, law and social, c...	15					15
Occupations in art, culture, recreation and s...	3					3
Natural resources, agriculture and related p...	2		2			4
Natural and applied sciences and related o...	10					10
Management occupations	7	2		1		10
Health occupations	56					56
Business, finance and administration occup...	11	2				13
Grand total	165	4	3	1	1	174

MULTILINGUAL JOB POSTINGS BY COMMUNITY

What language skills are sought by 4-Digit NOC?

	MUNICIPALITY	JOB LANGUAGES ▾	AVG POSTING LENGTH IN DAYS	MEDIAN POSTING LENGTH IN DAYS
1.	Chatham-Kent	114	22.4	21
2.	Chatham	25	17.3	14
3.	Wallaceburg	12	37.6	21
4.	Tilbury	9	19.6	21
5.	Blenheim	4	21.0	21
6.	Dresden	2	21.0	21
7.	Bothwell	2	21.0	21
8.	Thamesville	2	21.0	21
9.	Ridgetown	1		
10.	Wheatley	1	3.0	3
11.	Tupperville	1	21.0	21
12.	Dover Centre	1	21.0	21
13.	Morpeth	1		

LANGUAGE DEMAND BY JOB

What language skills are sought by 4-Digit NOC?

4 DIGIT NOC NAME	POSTINGS
1. Registered nurses and registered psychiatric ...	23
2. Licensed practical nurses	14
3. Food counter attendants, kitchen helpers an...	6
4. Social and community service workers	6
5. Home support workers, housekeepers and re...	6
6. Other customer and information services rep...	5
7. Automotive service technicians, truck and bu...	5
8. Other assisting occupations in support of he...	5
9. Retail salespersons	4
10. Information systems analysts and consultants	3
11. Engineering managers	3
12. Program leaders and instructors in recreatio...	3
13. Veterinarians	2
14. Labourers in food and beverage processing	2
15. General farm workers	2
16. Social workers	2
17. Heavy-duty equipment mechanics	2
18. Other financial officers	2
19. Specialized cleaners	2
20. Food service supervisors	2
21. Inspectors in public and environmental healt...	2
22. Physiotherapists	2
23. Administrative assistants	2
24. Janitors, caretakers and building superintend...	2
25. Bartenders	2
26. Supervisors, supply chain, tracking and sche...	2
27. Senior managers - health, education, social a...	2
28. Electricians (except industrial and power sys...	2
29. Nurse aides, orderlies and patient service as...	2
30. Food and beverage servers	2
31. Managers in health care	2
32. Construction millwrights and industrial mech...	2
1 - 83 / 83	< >

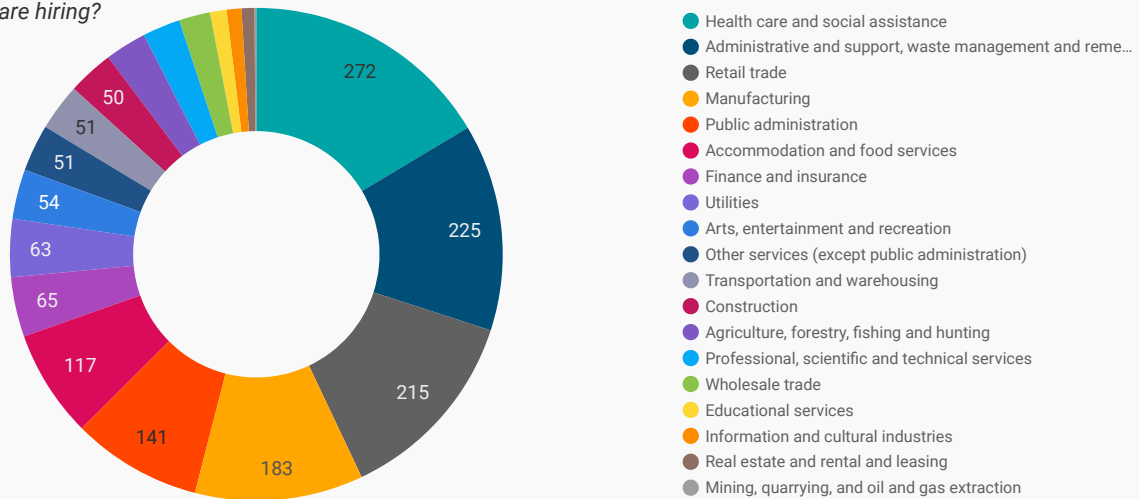
MULTILINGUAL HIRING EMPLOYERS

Which employers are seeking multilingual candidates?

COMPANY	POSTINGS
1. Chatham Kent Health Alliance	27
2. Victorian Order of Nurses / VON	14
3. Bell Canada	5
4. Victoria Order Of Nurses	5
5. Plan A Sarnia Chatham	4
6. The Garden On King	3
7. Express Employment Professionals	3
8. Linck Child, Youth and Family Supports	3
9. Family Service Kent	3
10. Walpole Island First Nation	3
11. MAHLE Filter Systems Canada	2
12. Renaissance Personnel	2
13. 1046255 Ontario Inc.	2
14. MAHLE, Inc	2
15. New Beginnings ABI & Stroke Recovery Association	2
16. Longwoods Flower Farm	2
17. Various Ministries	2
18. The Municipality of Chatham-Kent	2
19. LightHouse Dental	2
20. Satellite Restaurant	2
21. Canadian Red Cross	2
22. Vitesco Technologies	2
23. MSSC Canada Inc.	2
24. Franklin Terrazzo Company Inc.	2
25. New Beginnings ABI and Stroke Recovery Association	2
26. Whyte's Foods Inc	2
27. Chatham-Kent, Municipality of	2
28. Marquee Manufacturing	1
29. Carbon Robotics	1
30. Home and Community Care Support Services South West	1
1 - 50 / 98	< >

TOP HIRING SECTORS BY 2-DIGIT NAICS CODE

What sectors are hiring?



	2-DIGIT NAICS LABEL	NAICS CODE	POSTING COUNT	AVG POSTING LENGTH IN DAYS	MEDIAN POSTING LENGTH IN DAYS
1.	Health care and social assistance	62	272	19.4	21
2.	Administrative and support, waste management and remediation services	56	225	18.6	21
3.	Retail trade	44-45	215	20.5	21
4.	Manufacturing	31-33	183	24.9	21
5.	Public administration	91	141	20.9	21
6.	Accommodation and food services	72	117	36.2	21
7.	Finance and insurance	52	65	17.1	21
8.	Utilities	22	63	13.4	13.5
9.	Arts, entertainment and recreation	71	54	17.8	21
10.	Other services (except public administration)	81	51	29.8	21
11.	Transportation and warehousing	48-49	51	18.0	21
12.	Construction	23	50	21.6	21
13.	Agriculture, forestry, fishing and hunting	11	45	37.2	21
14.	Professional, scientific and technical services	54	41	20.4	21
15.	Wholesale trade	41	34	22.4	21
16.	Educational services	61	18	13.1	11
17.	Information and cultural industries	51	16	21.0	21
18.	Real estate and rental and leasing	53	14	22.3	21
19.	Mining, quarrying, and oil and gas extraction	21	2	21.0	21

NOTE: NAICS code 56 includes Employment Agencies. Manufacturing includes codes 31-33, Retail Trade includes codes 44-45 and Transportation and Warehousing includes codes 48-49.

TOP HIRING SECTORS BY 3-DIGIT NAICS CODE

What sectors are hiring?

	3-DIGIT NAICS LABEL	NAICS CODE	POSTING COUNT	AVG POSTING LENGTH IN DAYS	MEDIAN POSTING LENGTH IN DAYS
1.	Administrative and support services	561	211	18.3	21
2.	Local, municipal and regional public administration	913	121	21.0	21
3.	Ambulatory health care services	621	112	17.4	21
4.	Food services and drinking places	722	108	37.1	21
5.	Nursing and residential care facilities	623	68	19.1	21
6.	Transportation equipment manufacturing	336	65	21.3	21
7.	Utilities	221	63	13.4	13.5
8.	Hospitals	622	50	34.9	21
9.	Food manufacturing	311	46	37.3	21
10.	Amusement, gambling and recreation industries	713	43	15.5	21
11.	Social assistance	624	42	13.8	15.5
12.	Professional, scientific and technical services	541	41	20.4	21
13.	Miscellaneous store retailers	453	35	18.8	21
14.	Gasoline stations	447	35	23.2	21
15.	Food and beverage stores	445	34	21.9	21
16.	Credit intermediation and related activities	522	31	16.6	21
17.	Crop production	111	30	29.6	21
18.	Motor vehicle and parts dealers	441	30	22.1	21
19.	Insurance carriers and related activities	524	27	17.5	21
20.	Building material and garden equipment and supplies dealers	444	27	12.9	14
21.	Specialty trade contractors	238	24	23.1	21
22.	Religious, grant-making, civic, and professional and similar organizations	813	24	40.0	21
23.	Educational services	611	18	13.1	11
24.	Personal and laundry services	812	18	20.5	21
25.	Construction of buildings	236	17	22.0	21
26.	Furniture and home furnishings stores	442	16	18.3	21
27.	Waste management and remediation services	562	14	22.1	21
28.	Non-store retailers	454	14	19.0	21
29.	General merchandise stores	452	14	19.0	21
30.	Truck transportation	484	13	17.9	21
31.	Plastics and rubber products manufacturing	326	13	26.8	22

TOP HIRING SECTORS BY 4-DIGIT NAICS CODE

What sectors are hiring?

	4-DIGIT NAICS LABEL	NAICS CODE	POSTING COUNT ▾	AVG POSTING LENGTH IN DAYS	MEDIAN POSTING LENGTH IN DAYS
1.	Employment services	5613	161	17.8	21
2.	Other local, municipal and regional public administration	9139	120	21.0	21
3.	Full-service restaurants and limited-service eating places	7225	95	41.2	21
4.	Home health care services	6216	74	17.4	21
5.	Community care facilities for the elderly	6233	57	19.0	21
6.	Motor vehicle parts manufacturing	3363	56	21.3	21
7.	Natural gas distribution	2212	55	12.3	13
8.	General medical and surgical hospitals	6221	50	34.9	21
9.	Gasoline stations	4471	35	23.2	21
10.	Individual and family services	6241	35	12.9	15
11.	Services to buildings and dwellings	5617	29	20.3	21
12.	Agencies, brokerages and other insurance related activities	5242	27	17.5	21
13.	Depository credit intermediation	5221	26	17.5	21
14.	Gambling industries	7132	25	11.5	9
15.	Other food manufacturing	3119	25	19.6	21
16.	Other miscellaneous store retailers	4539	25	18.8	21
17.	Building material and supplies dealers	4441	23	12.3	11
18.	Grocery stores	4451	23	22.4	21
19.	Civic and social organizations	8134	20	45.9	21
20.	Business support services	5614	19	19.4	21
21.	Other amusement and recreation industries	7139	18	20.2	21
22.	Personal care services	8121	17	20.5	21
23.	Automobile dealers	4411	16	23.8	21
24.	Fruit and vegetable preserving and specialty food manufacturing	3114	16	75.0	60
25.	Direct selling establishments	4543	13	18.8	21
26.	Automotive parts, accessories and tire stores	4413	13	21.0	21
27.	Other crop farming	1119	13	46.5	25
28.	Accounting, tax preparation, bookkeeping and payroll services	5412	12	21.9	21
29.	Waste collection	5621	12	21.0	21
30.	Furniture stores	4421	12	17.3	21
31.	Other miscellaneous manufacturing	3399	11	21.0	21
					1 - 50 / 162 < >

TOP HIRING SECTORS BY 5-DIGIT NAICS CODE

What sectors are hiring?

	5-DIGIT NAICS LABEL	NAICS CODE	POSTING COUNT ▾	AVG POSTING LENGTH IN DAYS	MEDIAN POSTING LENGTH IN DAYS
1.	Employment placement agencies and executive search services	56131	161	17.8	21
2.	Other local, municipal and regional public administration	91391	120	21.0	21
3.	Full-service restaurants and limited-service eating places	72251	95	41.2	21
4.	Home health care services	62161	74	17.4	21
5.	Community care facilities for the elderly	62331	57	19.0	21
6.	Natural gas distribution	22121	55	12.3	13
7.	General medical and surgical hospitals	62211	50	34.9	21
8.	Gasoline stations with convenience stores	44711	32	23.2	21
9.	All other miscellaneous store retailers	45399	25	18.8	21
10.	Casinos (except casino hotels)	71321	25	11.5	9
11.	All other food manufacturing	31199	24	19.6	21
12.	Insurance agencies and brokerages	52421	24	17.1	21
13.	Banking	52211	22	16.3	21
14.	Child and youth services	62411	22	11.1	8
15.	Civic and social organizations	81341	20	45.9	21
16.	Supermarkets and other grocery (except convenience) stores	44511	18	21.3	21
17.	Hair care and esthetic services	81211	17	20.5	21
18.	Motor vehicle gasoline engine and engine parts manufacturing	33631	17	21.0	21
19.	Frozen food manufacturing	31141	16	75.0	60
20.	New car dealers	44111	15	21.0	21
21.	Other building material dealers	44419	15	9.3	8
22.	Landscaping services	56173	14	21.0	15
23.	Other business support services	56149	14	15.0	15
24.	Other motor vehicle parts manufacturing	33639	13	22.3	21
25.	All other crop farming	11199	13	46.5	25
26.	Waste collection	56211	12	21.0	21
27.	Accounting, tax preparation, bookkeeping and payroll services	54121	12	21.9	21
28.	Furniture stores	44211	12	17.3	21
29.	All other information services	51919	11	21.0	21
30.	Support activities for crop production	11511	11	86.0	121
31.	Food crops grown under cover	11141	11	19.9	21
					1 - 50 / 214 < >

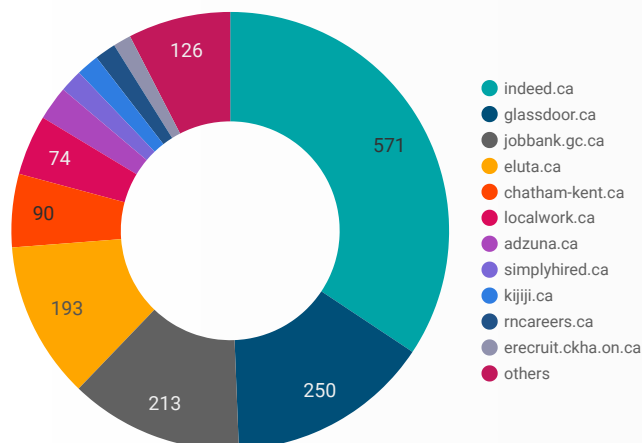
TOP HIRING SECTORS BY 6-DIGIT NAICS CODE

What sectors are hiring?

	6-DIGIT NAICS LABEL	NAICS CODE	POSTING COUNT ▼	AVG POSTING LENGTH IN DAYS	MEDIAN POSTING LENGTH IN DAYS
1.	Employment placement agencies and executive search services	561310	161	17.8	21
2.	Other local, municipal and regional public administration	913910	120	21.0	21
3.	Limited-service eating places	722512	75	36.5	21
4.	Home health care services	621610	74	17.4	21
5.	Community care facilities for the elderly	623310	57	19.0	21
6.	Natural gas distribution	221210	55	12.3	13
7.	General (except paediatric) hospitals	622111	50	34.9	21
8.	Gasoline stations with convenience stores	447110	32	23.2	21
9.	Casinos (except casino hotels)	713210	25	11.5	9
10.	All other food manufacturing	311990	24	19.6	21
11.	Insurance agencies and brokerages	524210	24	17.1	21
12.	Child and youth services	624110	22	11.1	8
13.	Personal and commercial banking industry	522111	22	16.3	21
14.	All other miscellaneous store retailers (except beer and wine-making supplies stores)	453999	22	18.5	21
15.	Full-service restaurants	722511	20	63.1	21
16.	Civic and social organizations	813410	20	45.9	21
17.	Supermarkets and other grocery (except convenience) stores	445110	18	21.3	21
18.	Motor vehicle gasoline engine and engine parts manufacturing	336310	17	21.0	21
19.	Frozen food manufacturing	311410	16	75.0	60
20.	Other building material dealers	444190	15	9.3	8
21.	New car dealers	441110	15	21.0	21
22.	Landscaping services	561730	14	21.0	15
23.	Other business support services	561490	14	15.0	15
24.	Other motor vehicle parts manufacturing	336390	13	22.3	21
25.	Unisex hair salons	812116	12	22.1	21
26.	Waste collection	562110	12	21.0	21
27.	Offices of accountants	541212	12	21.9	21
28.	All other miscellaneous crop farming	111999	12	52.3	21
29.	Furniture stores	442110	12	17.3	21
30.	Department stores	452110	11	21.0	21

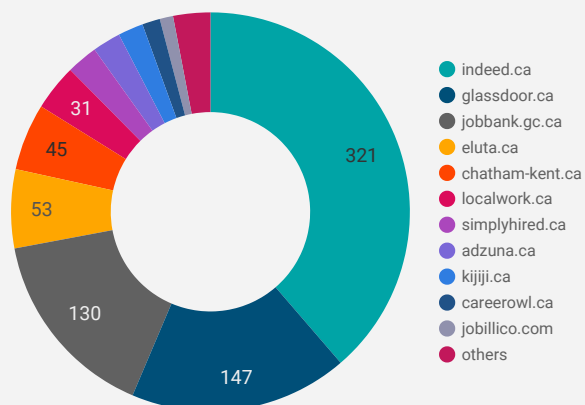
JOB POSTINGS BY JOB BOARD

What share of unique job postings appear on each job board?



COMPANIES BY JOB BOARD

What share of unique job postings appear on each job board?



JOB POSTING DETAILS BY JOB BOARD

How does job posting activity differ by job board?

	JOB BOARD	POSTING COUNT ▾	AVG POSTING LENGTH IN DAYS	MEDIAN POSTING LENGTH IN DAYS	# OF COMPANIES
1.	indeed.ca	571	19.6	21	321
2.	glassdoor.ca	250	21.0	21	147
3.	jobbank.gc.ca	213	39.3	22	130
4.	eluta.ca	193	21.0	21	53
5.	chatham-kent.ca	90	26.8	23	45
6.	localwork.ca	74	6.2	3	31
7.	adzuna.ca	42	14.0	14	19
8.	kijiji.ca	28	15.5	15	17
9.	simplyhired.ca	28	19.8	21	21
10.	rncareers.ca	26	33.7	11	4
11.	erecruit.ckha.on.ca	22	74.7	73	1
12.	jobillico.com	21	15.9	15	9
13.	enbridge.wd3.myworkdayjobs.com	19	8.3	8	1
14.	careerowl.ca	15			12
15.	careerarc.com	12	19.0	21	2
16.	goodwillindustries.ca	10			1
17.	canadianexecutivesearch.com	10	8.9	8	1
18.	careerbuilder.ca	10			3